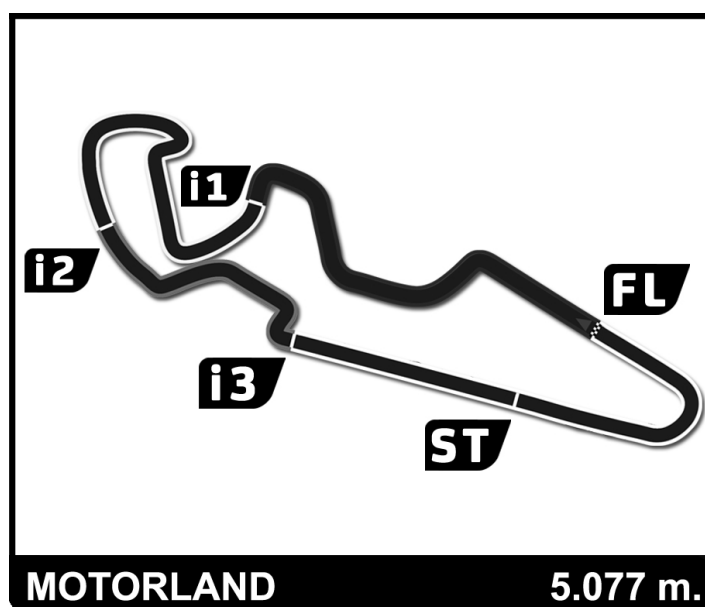
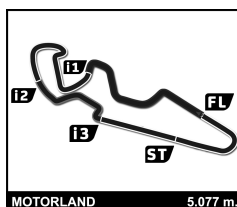


TROFEO ANIVERSARIO MOTORLAND 2021

SAXO
Resultados





SAXO

TROFEO ANIVERSARIO MOTORLAND 2021

Entrenamiento Libre 1

Clasificación

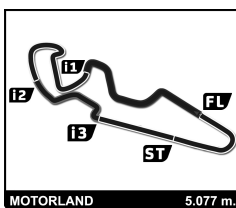
Nº Pilotos	Equipo	Coche	Cl.	Tiempo	Vlt.	Total	Dif.	Km/h
1 34 I. VELASCO SANCHEZ	VSR			2:31.970	4	5	-	120.3
2 19 F. NAVARRETE RODRIGO	C.D.E. ULTIMA VUELTA			2:33.387	4	4	+1.417	119.2
3 77 A. GARCIA CASARES	VSR			2:33.607	5	6	+1.637	119.0
4 76 J. MAZUECOS FERNANDEZ	AD CLEMENTE ARROYO		ROOKIE	2:34.121	6	7	+2.151	118.6
5 8 O. MARTIN GARCIA	PROMOTION MOTORSPORT			2:34.229	4	5	+2.259	118.5
6 72 R. CAMACHO ANGULO	C.D.E. ULTIMA VUELTA			2:34.272	5	7	+2.302	118.5
7 24 J. UGALDE MORENO	VSR		ROOKIE	2:34.502	4	7	+2.532	118.3
8 27 M. DE DIEGO BRAVO	C.D.E. ULTIMA VUELTA			2:34.647	6	7	+2.677	118.2
9 37 E. HERNANDO ALONSO	C.D.E. ULTIMA VUELTA			2:35.417	6	7	+3.447	117.6
10 5 J. LOPEZ POZUELO RIVAS	EFICAR TEAM			2:35.468	7	7	+3.498	117.6
11 74 R. JIMENEZ MENDEZ	C.D.E. ULTIMA VUELTA			2:35.621	7	7	+3.651	117.4
12 13 I. ARQUERO SAZ	C.D.E. ULTIMA VUELTA			2:35.920	3	6	+3.950	117.2
13 80 F. FERNANDO PANIAGUA DURAN	C.D.E. ULTIMA VUELTA			2:36.114	6	6	+4.144	117.1
14 47 M. FAJEDA REINA	ESCUADERIA MALLORCA COMPETICIO		ROOKIE	2:36.327	4	7	+4.357	116.9
15 70 S. CASTILLA SALINERO	EFICAR TEAM			2:36.513	5	6	+4.543	116.8
16 81 I. MORENO DE CALA CORREA	SMC JUNIOR			2:36.833	6	8	+4.863	116.5
17 6 F. COMENDADOR DIAZ-MAROTO	DEYSCOM SPORT		ROOKIE	2:36.855	6	8	+4.885	116.5
18 23 C. RUBIO RODRIGUEZ	C.D.E. ULTIMA VUELTA		ROOKIE	2:36.858	5	5	+4.888	116.5
19 4 I. DE ANA MORALES	ISRAEL DE ANA MORALES			2:37.236	4	5	+5.266	116.2
20 44 I. ALVAREZ ALVAREZ	C.D.E. ULTIMA VUELTA			2:37.321	3	6	+5.351	116.2
21 7 A. RUIZ DE LA HERMOSA CORREA	C.D.E. ULTIMA VUELTA		ROOKIE	2:37.741	3	5	+5.771	115.9
22 22 G. IBAÑEZ BARREIRO	AUTOMOVIL CLUB ZARAGOZA		ROOKIE	2:38.058	5	6	+6.088	115.6
23 9 G. GOMAR GOMAR	EFICAR TEAM			2:38.333	4	5	+6.363	115.4
24 36 M. SANCHO MUÑOZ	C.D.E. ULTIMA VUELTA		ROOKIE	2:38.824	5	7	+6.854	115.1
25 17 F. PEREZ SIERRA / A. MARTIN MARTIN	C.D.E. ULTIMA VUELTA			2:38.846	5	6	+6.876	115.1
26 30 M. CASTRO LORENTE	C.D.E. ULTIMA VUELTA			2:39.407	2	6	+7.437	114.7
27 89 F. MARQUES IGNACIO / J. JIMENEZ RODRIGUEZ	ESCUADERIA GREDOS		ROOKIE	2:39.569	3	8	+7.599	114.5
28 26 F. FERNANDEZ-BRAVO GARCIA	C.D.E. ULTIMA VUELTA		ROOKIE	2:40.138	3	6	+8.168	114.1
29 51 J. PEREZ MARTINEZ / A. MARTINEZ PEREZ	ESCUADERIA CENTRO		ROOKIE	2:40.533	7	8	+8.563	113.9
30 88 P. BLANCO AVILEO	C.D.E. ULTIMA VUELTA		ROOKIE	2:41.470	6	7	+9.500	113.2
31 25 M. COZAR FERNANDEZ / P. ROJAS CONTARDO	C.D.E. ULTIMA VUELTA		ROOKIE	2:42.345	2	6	+10.375	112.6
32 14 A. HONRADO DE LA CRUZ	C.D.E. ULTIMA VUELTA		ROOKIE	2:42.735	5	6	+10.765	112.3
33 11 M. MANUEL GONZALEZ	C.D.E. ULTIMA VUELTA			2:43.722	5	7	+11.752	111.6
34 94 A. CERVERA ROJAS	C.D.E. ULTIMA VUELTA		ROOKIE	2:44.414	4	7	+12.444	111.2
35 93 S. GARCIA SARDINA	CLUB JARAMA SPORT			2:45.105	4	4	+13.135	110.7
36 21 S. CABAL DIEZ	RASANTE SPORT			2:47.771	2	3	+15.801	108.9
37 20 J. BARTOL SALAZAR	C.D.E. ULTIMA VUELTA			2:48.303	2	5	+16.333	108.6
38 33 S. XAVIER SOLER	AKULO MOTORSPORT		ROOKIE	2:50.466	4	5	+18.496	107.2
39 12 D. SANCHEZ PECES	C.D.E. ULTIMA VUELTA		ROOKIE	2:54.043	3	3	+22.073	105.0
40 3 I. MARTIN NAVAS	C.D.E. ULTIMA VUELTA		ROOKIE					
41 69 M. NARDI SOLIVELLAS	C.D.E. ULTIMA VUELTA		ROOKIE					

Vuelta rápida: Vlt. 4 Ivan VELASCO SANCHEZ 2:31.970 120.3 Km/h

Hora de publicación:

Estado de pista: **SECO**

Race Director:	Timekeeper: Laia Peinado
----------------	-----------------------------



SAXO

TROFEO ANIVERSARIO MOTORLAND 2021

Entrenamiento Libre 1

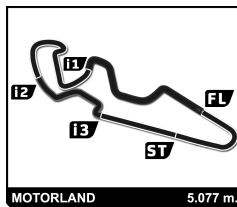
Clasificación por Clase

Nº Pilotos	Equipo	Coche	Tiempo	Vlt.	Total	Dif.	Km/h
ROOKIE							
1	76 J. MAZUECOS FERNANDEZ	AD CLEMENTE ARROYO	2:34.121	6	7		118.6
2	24 J. UGALDE MORENO	VSR	2:34.502	4	7	+0.381	118.3
3	47 M. FAJEDA REINA	ESCUDERIA MALLORCA COMPETICÍO	2:36.327	4	7	+2.206	116.9
4	6 F. COMENDADOR DIAZ-MAROTO	DEYSCOM SPORT	2:36.855	6	8	+2.734	116.5
5	23 C. RUBIO RODRIGUEZ	C.D.E. ULTIMA VUELTA	2:36.858	5	5	+2.737	116.5
6	7 A. RUIZ DE LA HERMOSA CORREA	C.D.E. ULTIMA VUELTA	2:37.741	3	5	+3.620	115.9
7	22 G. IBAÑEZ BARREIRO	AUTOMOVIL CLUB ZARAGOZA	2:38.058	5	6	+3.937	115.6
8	36 M. SANCHO MUÑOZ	C.D.E. ULTIMA VUELTA	2:38.824	5	7	+4.703	115.1
9	89 F. MARQUES IGNACIO / J. JIMENEZ RODRIGUEZ	ESCUDERIA GREDOS	2:39.569	3	8	+5.448	114.5
10	26 F. FERNANDEZ-BRAVO GARCIA	C.D.E. ULTIMA VUELTA	2:40.138	3	6	+6.017	114.1
11	51 J. PEREZ MARTINEZ / A. MARTINEZ PEREZ	ESCUDERIA CENTRO	2:40.533	7	8	+6.412	113.9
12	88 P. BLANCO AVILEO	C.D.E. ULTIMA VUELTA	2:41.470	6	7	+7.349	113.2
13	25 M. COZAR FERNANDEZ / P. ROJAS CONTARDO	C.D.E. ULTIMA VUELTA	2:42.345	2	6	+8.224	112.6
14	14 A. HONRADO DE LA CRUZ	C.D.E. ULTIMA VUELTA	2:42.735	5	6	+8.614	112.3
15	94 A. CERVERA ROJAS	C.D.E. ULTIMA VUELTA	2:44.414	4	7	+10.293	111.2
16	33 S. XAVIER SOLER	AKULO MOTORSPORT	2:50.466	4	5	+16.345	107.2
17	12 D. SANCHEZ PECES	C.D.E. ULTIMA VUELTA	2:54.043	3	3	+19.922	105.0
18	3 I. MARTIN NAVAS	C.D.E. ULTIMA VUELTA					
19	69 M. NARDI SOLIVELLAS	C.D.E. ULTIMA VUELTA					

Hora de publicación:

Estado de pista: **SECO**

Race Director:	Timekeeper:



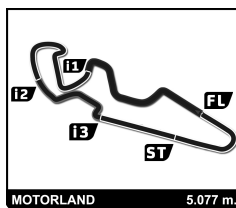
SAXO

TROFEO ANIVERSARIO MOTORLAND 2021

Entrenamiento Libre 1

Mejores tiempos de sector

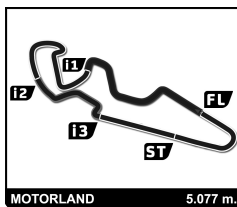
Sector 1		Sector 2		Sector 3		Sector 4		Vuelta	Mejor			
Nº Piloto	Tiempo	Nº Piloto	Tiempo	Nº Piloto	Tiempo	Nº Piloto	Tiempo	Nº	Ideal	Vuelta		
1	34 I.VELASCO SANCHEZ	42.806	34 I.VELASCO SANCHEZ	42.619	34 I.VELASCO SANCHEZ	27.148	19 F.NAVARRETE RODRIGO	38.914	1	34	2:31.881	2:31.970 (1)
2	19 F.NAVARRETE RODRIGO	42.965	77 A.GARCIA CASARES	42.784	77 A.GARCIA CASARES	27.365	34 I.VELASCO SANCHEZ	39.308	2	19	2:32.222	2:33.387 (2)
3	77 A.GARCIA CASARES	43.154	19 F.NAVARRETE RODRIGO	42.814	19 F.NAVARRETE RODRIGO	27.529	76 J.MAZUECOS FERNANDEZ	39.362	3	77	2:33.103	2:33.607 (3)
4	76 J.MAZUECOS FERNANDEZ	43.379	76 J.MAZUECOS FERNANDEZ	42.994	27 M.DE DIEGO BRAVO	27.572	8 O.MARTIN GARCIA	39.371	4	76	2:33.572	2:34.121 (4)
5	8 O.MARTIN GARCIA	43.495	24 J.JUGALDE MORENO	43.170	24 J.JUGALDE MORENO	27.578	24 J.JUGALDE MORENO	39.441	5	24	2:33.710	2:34.502 (7)
6	27 M.DE DIEGO BRAVO	43.499	72 R.CAMACHO ANGULO	43.173	37 E.HERNANDO ALONSO	27.750	72 R.CAMACHO ANGULO	39.454	6	27	2:33.987	2:34.647 (8)
7	72 R.CAMACHO ANGULO	43.516	27 M.DE DIEGO BRAVO	43.237	76 J.MAZUECOS FERNANDEZ	27.837	37 E.HERNANDO ALONSO	39.594	7	72	2:34.005	2:34.272 (6)
8	24 J.JUGALDE MORENO	43.521	37 E.HERNANDO ALONSO	43.247	72 R.CAMACHO ANGULO	27.862	27 M.DE DIEGO BRAVO	39.679	8	8	2:34.180	2:34.229 (5)
9	5 J.LOPEZ POZUELO RIVAS	43.579	8 O.MARTIN GARCIA	43.310	74 R.JIMENEZ MENDEZ	27.976	77 A.GARCIA CASARES	39.800	9	37	2:34.189	2:35.417 (9)
10	37 E.HERNANDO ALONSO	43.598	74 R.JIMENEZ MENDEZ	43.354	23 C.RUBIO RODRIGUEZ	28.002	13 I.ARQUERO SAZ	39.809	10	5	2:35.092	2:35.468 (10)
11	13 I.ARQUERO SAZ	43.615	23 C.RUBIO RODRIGUEZ	43.358	8 O.MARTIN GARCIA	28.004	80 F.FERNANDO PANIAGUA DURAN	39.839	11	74	2:35.192	2:35.621 (11)
12	74 R.JIMENEZ MENDEZ	43.687	70 S.CASTILLA SALINERO	43.553	5 J.LOPEZ POZUELO RIVAS	28.025	47 M.FAJEDA REINA	39.847	12	13	2:35.222	2:35.920 (12)
13	70 S.CASTILLA SALINERO	43.745	81 I.MORENO DE CALA CORREA	43.566	13 I.ARQUERO SAZ	28.102	5 J.LOPEZ POZUELO RIVAS	39.904	13	70	2:35.515	2:36.513 (15)
14	47 M.FAJEDA REINA	43.804	44 I.LVAREZ ALVAREZ	43.582	70 S.CASTILLA SALINERO	28.127	44 I.LVAREZ ALVAREZ	39.970	14	23	2:35.793	2:36.858 (18)
15	7 A.RUIZ DE LA HERMOSA CORREA	44.016	5 J.LOPEZ POZUELO RIVAS	43.584	6 F.COMENDADOR DIAZ-MAROTO	28.165	81 I.MORENO DE CALA CORREA	39.980	15	44	2:35.897	2:37.321 (20)
16	23 C.RUBIO RODRIGUEZ	44.068	4 I.DE ANA MORALES	43.640	80 F.FERNANDO PANIAGUA DURAN	28.198	6 F.COMENDADOR DIAZ-MAROTO	40.059	16	80	2:36.114	2:36.114 (13)
17	44 I.LVAREZ ALVAREZ	44.072	13 I.ARQUERO SAZ	43.696	44 I.LVAREZ ALVAREZ	28.273	70 S.CASTILLA SALINERO	40.090	17	47	2:36.161	2:36.327 (14)
18	4 I.DE ANA MORALES	44.132	6 F.COMENDADOR DIAZ-MAROTO	43.773	4 I.DE ANA MORALES	28.344	7 A.RUIZ DE LA HERMOSA CORREA	40.141	18	81	2:36.220	2:36.833 (16)
19	36 M.SANCHO MUÑOZ	44.204	80 F.FERNANDO PANIAGUA DURAN	43.778	81 I.MORENO DE CALA CORREA	28.351	74 R.JIMENEZ MENDEZ	40.175	19	4	2:36.304	2:37.236 (19)
20	80 F.FERNANDO PANIAGUA DURAN	44.299	30 M.CASTRO LORENTE	43.846	30 M.CASTRO LORENTE	28.429	4 I.DE ANA MORALES	40.188	20	6	2:36.425	2:36.855 (17)
21	81 I.MORENO DE CALA CORREA	44.323	7 M.CASTRO LORENTE	43.864	89 F.MARQUES IGNACIO	28.496	17 F.PEREZ SIERRA	40.232	21	7	2:36.691	2:37.741 (21)
22	22 G.IBAÑEZ BARREIRO	44.343	47 A.RUIZ DE LA HERMOSA CORREA	43.906	7 A.RUIZ DE LA HERMOSA CORREA	28.628	9 G.GOMAR GOMAR	40.262	22	30	2:37.609	2:39.407 (26)
23	6 F.COMENDADOR DIAZ-MAROTO	44.428	9 G.GOMAR GOMAR	44.301	47 M.FAJEDA REINA	28.646	36 M.SANCHO MUÑOZ	40.268	23	36	2:37.905	2:38.824 (24)
24	17 F.PEREZ SIERRA	44.610	36 M.SANCHO MUÑOZ	44.386	21 S.CABAL DIEZ	28.651	22 G.IBAÑEZ BARREIRO	40.277	24	22	2:37.999	2:38.058 (22)
25	9 G.GOMAR GOMAR	44.675	88 P.BLANCO AVILEO	44.390	22 G.IBAÑEZ BARREIRO	28.839	89 F.MARQUES IGNACIO	40.313	25	89	2:38.159	2:39.569 (27)
26	89 F.MARQUES IGNACIO	44.709	26 F.FERNANDEZ-BRAVO GARCIA	44.400	51 J.PEREZ MARTINEZ	28.947	26 F.FERNANDEZ-BRAVO GARCIA	40.364	26	9	2:38.243	2:38.333 (23)
27	30 M.CASTRO LORENTE	44.816	17 F.PEREZ SIERRA	44.506	9 G.GOMAR GOMAR	29.005	23 C.RUBIO RODRIGUEZ	40.365	27	17	2:38.366	2:38.846 (25)
28	51 J.PEREZ MARTINEZ	45.016	22 G.IBAÑEZ BARREIRO	44.540	17 F.PEREZ SIERRA	29.018	30 M.CASTRO LORENTE	40.518	28	26	2:39.525	2:40.138 (28)
29	88 P.BLANCO AVILEO	45.526	21 S.CABAL DIEZ	44.551	25 M.COZAR FERNANDEZ	29.045	88 P.BLANCO AVILEO	40.692	29	88	2:39.986	2:41.470 (30)
30	26 F.FERNANDEZ-BRAVO GARCIA	45.632	89 F.MARQUES IGNACIO	44.641	36 M.SANCHO MUÑOZ	29.047	25 M.COZAR FERNANDEZ	40.758	30	51	2:40.533	2:40.533 (29)
31	21 S.CABAL DIEZ	45.718	14 A.HONRADO DE LA CRUZ	44.926	26 F.FERNANDEZ-BRAVO GARCIA	29.129	14 A.HONRADO DE LA CRUZ	40.989	31	21	2:40.549	2:47.771 (36)
32	25 M.COZAR FERNANDEZ	46.026	25 M.COZAR FERNANDEZ	45.117	88 P.BLANCO AVILEO	29.378	11 M.MANUEL GONZALEZ	41.155	32	25	2:40.946	2:42.345 (31)
33	94 A.CERVERA ROJAS	46.166	11 M.MANUEL GONZALEZ	45.158	11 M.MANUEL GONZALEZ	29.385	51 J.PEREZ MARTINEZ	41.192	33	14	2:41.993	2:42.735 (32)
34	14 A.HONRADO DE LA CRUZ	46.259	51 J.PEREZ MARTINEZ	45.378	20 J.BARTOL SALAZAR	29.571	21 S.CABAL DIEZ	41.629	34	11	2:42.521	2:43.722 (33)
35	93 S.GARCIA SARDINA	46.803	94 A.CERVERA ROJAS	45.869	94 A.CERVERA ROJAS	29.659	20 J.BARTOL SALAZAR	41.721	35	94	2:43.977	2:44.414 (34)
36	11 M.MANUEL GONZALEZ	46.823	33 S.XAVIER SOLER	45.896	14 A.HONRADO DE LA CRUZ	29.819	93 S.GARCIA SARDINA	42.080	36	93	2:44.889	2:45.105 (35)
37	20 J.BARTOL SALAZAR	48.474	93 S.GARCIA SARDINA	46.045	93 S.GARCIA SARDINA	29.961	94 A.CERVERA ROJAS	42.283	37	20	2:45.891	2:48.303 (37)
38	33 S.XAVIER SOLER	48.852	20 J.BARTOL SALAZAR	46.125	33 S.XAVIER SOLER	30.220	33 S.XAVIER SOLER	42.335	38	33	2:47.303	2:50.466 (38)
39	12 D.SANCHEZ PECES	49.500	12 D.SANCHEZ PECES	49.722	12 D.SANCHEZ PECES	30.726	12 D.SANCHEZ PECES	44.095	39	12	2:54.043	2:54.043 (39)



SAXO TROFEO ANIVERSARIO MOTORLAND 2021 Entrenamiento Libre 1

Mejores velocidades máximas

Equipo	Coche	Clase	Piloto V.Max.	V.Max 1 Km/h Vlt.	V.Max 2 Km/h Vlt.	V.Max 3 Km/h Vlt.	V.Max 4 Km/h Vlt.	V.Max 5 Km/h Vlt.	Pro					
34 VSR			I. VELASCO SANCHEZ	178.2	5	176.5	4	173.9	3	173.6	2	172.5	1	174,9
19 C.D.E. ULTIMA VUELTA			F. NAVARRETE RODRIGO	177.9	3	176.2	2	174.8	4	75.6	1			151,1
76 AD CLEMENTE ARROYO		ROOKIE	J. MAZUECOS FERNANDEZ	177.9	7	177.9	3	174.5	6	174.5	5	173.6	2	175,7
70 EFICAR TEAM			S. CASTILLA SALINERO	177.3	5	174.5	4	172.0	2	170.1	1	142.7	3	167,3
13 C.D.E. ULTIMA VUELTA			I. ARQUERO SAZ	176.5	5	174.2	4	173.4	6	172.0	3	172.0	2	173,6
23 C.D.E. ULTIMA VUELTA		ROOKIE	C. RUBIO RODRIGUEZ	175.9	5	173.9	2	173.1	1	158.8	4	152.5	3	166,8
36 C.D.E. ULTIMA VUELTA		ROOKIE	M. SANCHO MUÑOZ	175.9	5	173.4	6	172.8	4	159.3	3	150.0	7	166,3
72 C.D.E. ULTIMA VUELTA			R. CAMACHO ANGULO	175.9	7	175.6	3	175.3	5	175.0	6	174.5	2	175,3
27 C.D.E. ULTIMA VUELTA			M. DE DIEGO BRAVO	175.0	6	173.9	7	173.9	2	172.8	3	172.5	4	173,6
37 C.D.E. ULTIMA VUELTA			E. HERNANDO ALONSO	175.0	4	174.8	5	172.8	7	172.8	6	170.9	1	173,3
7 C.D.E. ULTIMA VUELTA		ROOKIE	A. RUZ DE LA HERMOSA CORREA O. MARTIN GARCIA	174.8	3	174.2	4	167.4	2	155.6	1	141.5	5	162,7
8 PROMOTION MOTORSPORT			F. PEREZ SIERRA	174.8	4	174.5	3	173.6	5	173.6	2	165.9	1	172,5
17 C.D.E. ULTIMA VUELTA			F. PEREZ SIERRA	174.8	4	174.5	3	173.6	5	173.6	2	165.9	1	172,5
24 VSR		ROOKIE	J. UGALDE MORENO	174.8	3	174.2	7	173.6	6	173.1	4	172.5	5	173,6
44 C.D.E. ULTIMA VUELTA			I. ALVAREZ ALVAREZ	174.8	4	173.6	2	172.8	6	172.5	3	172.0	5	173,1
47 ESCUDERIA MALLORCA COMPETICIÓN		ROOKIE	M. FAJEDA REINA	174.8	5	173.9	4	173.6	7	173.4	6	172.0	2	173,5
4 ISRAEL DE ANA MORALES			I. DE ANA MORALES	174.5	4	174.2	2	173.1	5	172.8	3	137.9	1	166,5
80 C.D.E. ULTIMA VUELTA			F. FERNANDO PANIAGUA DURAN I. MORENO DE CALA CORREA	174.5	6	171.7	5	168.2	3	160.0	1	157.0	4	166,3
81 SMC JUNIOR			J. LOPEZ POZUELO RIVAS	174.2	2	173.9	4	173.6	7	173.4	5	173.1	6	173,6
5 EFICAR TEAM			G. GOMAR GOMAR	174.2	5	173.4	4	173.4	3	172.0	2	155.8	1	169,8
25 C.D.E. ULTIMA VUELTA		ROOKIE	M. COZAR FERNANDEZ	174.2	3	173.1	6	171.2	1	170.9	2	170.6	4	172,0
88 C.D.E. ULTIMA VUELTA		ROOKIE	P. BLANCO AVILEO	174.2	3	173.6	2	172.5	5	171.7	6	171.7	1	172,7
22 AUTOMOVIL CLUB ZARAGOZA		ROOKIE	G. IBAÑEZ BARREIRO	173.6	3	171.7	6	170.9	1	170.6	5	170.3	2	171,4
77 VSR			A. GARCIA CASARES	173.6	5	173.4	4	173.1	3	172.8	2	157.2	6	170,0
30 C.D.E. ULTIMA VUELTA			M. CASTRO LORENTE	173.4	2	172.5	6	172.2	3	171.2	5	171.2	4	172,1
6 DEYSCOM SPORT		ROOKIE	F. COMENDADOR DIAZ-MAROTO	172.8	6	172.0	7	172.0	3	170.6	4	169.8	5	171,4
11 C.D.E. ULTIMA VUELTA			M. MANUEL GONZALEZ	172.8	6	171.4	3	170.6	5	170.3	2	169.8	7	171,0
74 C.D.E. ULTIMA VUELTA			R. JIMENEZ MENDEZ	172.8	7	170.3	2	168.5	4	167.4	6	163.4	1	168,5
89 ESCUDERIA GREDOS		ROOKIE	F. MARQUES IGNACIO	172.5	5	171.7	6	171.2	8	170.9	4	170.3	3	171,3
94 C.D.E. ULTIMA VUELTA		ROOKIE	A. CERVERA ROJAS	172.2	7	170.1	5	169.3	4	169.3	2	169.0	3	170,0
14 C.D.E. ULTIMA VUELTA		ROOKIE	A. HONRADO DE LA CRUZ	171.7	5	171.7	4	171.2	3	170.1	2	158.4	1	168,6
33 AKULO MOTORSPORT		ROOKIE	S. XAVIER SOLER	171.7	4	171.7	3	155.6	5	130.4	1	123.9	2	150,7
21 RASANTE SPORT			S. CABAL DIEZ	171.4	3	170.6	2	159.8	1					167,3
26 C.D.E. ULTIMA VUELTA		ROOKIE	F. FERNANDEZ-BRAVO GARCIA	171.2	4	169.5	2	169.3	6	168.7	3	161.9	1	168,1
20 C.D.E. ULTIMA VUELTA			J. BARTOL SALAZAR	170.1	5	168.7	3	167.7	2	164.9	4	138.3	1	161,9
12 C.D.E. ULTIMA VUELTA		ROOKIE	D. SANCHEZ PECES	168.7	3	166.7	2	139.7	1					158,4
51 ESCUDERIA CENTRO		ROOKIE	J. PEREZ MARTINEZ	168.7	5	168.2	6	167.7	4	167.2	3	165.9	7	167,5
93 CLUB JARAMA SPORT			S. GARCIA SARDINA	168.7	3	167.7	4	166.2	1	159.3	2			165,5
3 C.D.E. ULTIMA VUELTA		ROOKIE												
69 C.D.E. ULTIMA VUELTA		ROOKIE												
87 ESCUDERIA SLICK SEVILLA														



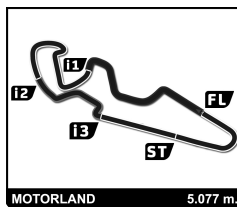
SAXO

TROFEO ANIVERSARIO MOTORLAND 2021

Entrenamiento Libre 1

Secuencia de vueltas rápidas

T. Sesión	Nº Equipo	Coche	Clase	Piloto	Tiempo	Km/h	Vlt.
5:37.582	74	C.D.E. ULTIMA VUELTA		Ricardo JIMENEZ MENDEZ	2:36.775	116.6	2
5:58.607	72	C.D.E. ULTIMA VUELTA		Rafael CAMACHO ANGULO	2:36.343	116.9	2
6:35.258	27	C.D.E. ULTIMA VUELTA		Marcos DE DIEGO BRAVO	2:35.872	117.3	2
8:53.924	24	VSR	ROOKIE	Javier UGALDE MORENO	2:34.633	118.2	3
10:16.344	34	VSR		Ivan VELASCO SANCHEZ	2:33.996	118.7	2
12:49.382	34	VSR		Ivan VELASCO SANCHEZ	2:33.038	119.4	3
15:21.352	34	VSR		Ivan VELASCO SANCHEZ	2:31.970	120.3	4



SAXO TROFEO ANIVERSARIO MOTORLAND 2021

Entrenamiento Libre 1

Vuelta a vuelta

— Vuelta invalidada

■ Mejor Personal

■ Mejor de la sesión

■ Cruzando por el pit lane

Vlt. P Tiempo Sector 1 Sector 2 Sector 3 Sector 4 T. Sesión

4	ISRAEL DE ANA MORALES						
	1. Israel DE ANA MORALES						

1	1	10:15.336	8:04.958	50.750	32.130	47.498	10:15.336
2	1	2:40.842	47.241	44.844	28.569	40.188	12:56.178
3	1	2:37.436	44.132	44.486	28.527	40.291	15:33.614
4	1	2:37.236	44.280	43.640	29.022	40.294	18:10.850
5	1	2:37.813	44.409	44.758	28.344	40.302	20:48.663

5	EFICAR TEAM						
	1. Jesus LOPEZ POZUELO F						

1	1	3:59.670	2:03.461	46.154	29.330	40.725	3:59.670
2	1	2:36.823	44.508	44.386	28.025	39.904	6:36.493
3	1	2:36.396	44.165	43.584	28.475	40.172	9:12.889
4	1	2:36.990	44.359	43.914	28.614	40.103	11:49.879
5	1	2:36.233	43.626	44.238	28.217	40.152	14:26.112
6	1	3:00.824	1:08.191	44.154	28.388	40.091	17:26.936
7	1	2:35.468	43.579	43.762	28.053	40.074	20:02.404

6	DEYSCOM SPORT						
	1. Francisco COMENDADOR ROOKIE						

1	1	3:19.127	1:09.105	52.702	33.699	43.621	3:19.127
2	1	2:56.184	48.962	53.115	30.517	43.590	6:15.311
3	1	2:37.730	45.146	44.214	28.311	40.059	8:53.041
4	1	2:39.695	46.285	44.735	28.215	40.460	11:32.736
5	1	2:37.563	44.700	44.217	28.165	40.481	14:10.299
6	1	2:36.855	44.516	43.946	28.226	40.167	16:47.154
7	1	2:37.318	44.639	43.773	28.794	40.112	19:24.472
8	1	3:10.171 B	44.428	44.198	34.053	1:07.492	22:34.643

7	C.D.E. ULTIMA VUELTA						
	1. Alvaro RUIZ DE LA HERMI ROOKIE						

1	1	3:05.131	58.598	51.626	31.500	43.407	3:05.131
2	1	2:46.558	47.922	47.589	30.251	40.796	5:51.689
3	1	2:37.741	44.815	44.157	28.628	40.141	8:29.430
4	1	2:38.111	44.262	44.364	29.304	40.181	11:07.541
5	1	2:57.317	49.351	46.349	34.761	46.856	14:04.858

8	PROMOTION MOTORSPORT						
	1. Oliver MARTIN GARCIA						

1	1	8:48.896	6:45.389	51.231	31.637	40.639	8:48.896
2	1	2:35.881	44.246	43.789	28.164	39.682	11:24.777
3	1	2:35.187	43.495	44.088	28.004	39.600	13:59.964
4	1	2:34.229	43.531	43.310	28.017	39.371	16:34.193
5	1	3:20.870 B	50.311	53.804	38.439	58.316	19:55.063

9	EFICAR TEAM						
	1. Gustavo GOMAR GOMAR						

1	1	10:17.487	8:09.133	49.965	31.813	46.576	10:17.487
2	1	2:46.882	48.476	45.813	30.168	42.425	13:04.369

Vlt. P Tiempo Sector 1 Sector 2 Sector 3 Sector 4 T. Sesión

3	1	2:41.290	46.546	44.959	29.439	40.346	15:45.659
4	1	2:38.333	44.675	44.391	29.005	40.262	18:23.992
5	1	2:38.755	45.040	44.301	29.032	40.382	21:02.747

11	C.D.E. ULTIMA VUELTA						
	1. Marcos MANUEL GONZAL						

1	1	3:54.381	1:39.016	52.669	35.872	46.824	3:54.381
2	1	3:00.445	52.340	47.606	38.580	41.919	6:54.826
3	1	2:45.272	47.484	45.284	30.531	41.973	9:40.098
4	1	2:43.906	46.928	45.301	30.193	41.484	12:24.004
5	1	2:43.722	47.448	45.158	29.877	41.239	15:07.726
6	1	2:44.675	48.792	45.343	29.385	41.155	17:52.401
7	1	3:08.052	46.823	45.531	31.911	1:03.787	21:00.453

12	C.D.E. ULTIMA VUELTA						
	1. Daniel SANCHEZ PECES ROOKIE						

1	1	14:55.482	...	55.899	39.903	53.427	14:55.482
2	1	3:07.400	54.340	53.914	33.417	45.729	18:02.882
3	1	2:54.043	49.500	49.722	30.726	44.095	20:56.925

13	C.D.E. ULTIMA VUELTA						
	1. Ismael ARQUERO SAZ						

1	1	7:12.965	5:01.278	45.888	43.648	42.151	7:12.965
2	1	2:37.538	44.350	43.939	29.037	40.212	9:50.503
3	1	2:35.920	44.148	43.696	28.129	39.947	12:26.423
4	1	2:36.479	44.449	43.733	28.102	40.195	15:02.902
5	1	3:03.044	52.825	53.878	36.354	39.987	18:05.946
6	1	2:35.946	43.615	44.167	28.355	39.809	20:41.892

14	C.D.E. ULTIMA VUELTA						
	1. Antonio HONRADO DE LA ROOKIE						

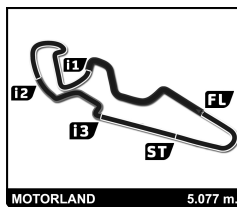
1	1	6:15.325	4:11.807	47.554	31.709	44.255	6:15.325
2	1	2:46.014	47.803	46.792	30.325	41.094	9:01.339
3	1	2:51.066	46.259	45.233	38.028	41.546	11:52.405
4	1	2:43.052	46.961	44.926	30.176	40.989	14:35.457
5	1	2:42.735	46.493	45.302	29.819	41.121	17:18.192
6	1	2:58.178 B	48.983	46.878	30.946	51.371	20:16.370

17	C.D.E. ULTIMA VUELTA						
	1. Francisco PEREZ SIERRA 2. Alberto MARTIN MARTIN						

1	1	7:26.734	5:22.413	48.956	32.002	43.363	7:26.734
2	1	2:47.003	46.894	47.776	31.076	41.257	10:13.737
3	1	2:40.538	44.854	46.431	29.018	40.235	12:54.275
4	1	2:41.085	44.651	46.004	30.198	40.232	15:35.360
5	1	2:38.846	44.610	44.506	29.313	40.417	18:14.206
6	1	3:07.698	52.803	54.239	34.291	46.365	21:21.904

19	C.D.E. ULTIMA VUELTA						
	1. Fernando NAVARRETE RC						

1	1	12:40.534	9:51.201	1:03.453	42.037	1:03.843	12:40.534
---	---	-----------	----------	----------	--------	----------	-----------



SAXO TROFEO ANIVERSARIO MOTORLAND 2021

Entrenamiento Libre 1

Vuelta a vuelta

— Vuelta invalidada

■ Mejor Personal

■ Mejor de la sesión

■ Cruzando por el pit lane

Vlt.	P	Tiempo	Sector 1	Sector 2	Sector 3	Sector 4	T. Sesión
2	1	2:43.137	52.254	43.986	27.529	39.368	15:23.671
3	1	2:39.554	49.498	43.133	28.009	38.914	18:03.225
4	1	2:33.387	42.965	42.814	28.164	39.444	20:36.612

20

C.D.E. ULTIMA VUELTA

1. Jose David BARTOL SALA

1	1	10:16.670	8:07.490	48.917	33.307	46.956	10:16.670
2	1	2:48.303	48.474	46.125	29.571	44.133	13:04.973
3	1	2:50.834	48.800	46.977	31.906	43.151	15:55.807
4	1	2:55.559	49.430	46.993	35.433	43.703	18:51.366
5	1	2:51.041	49.458	47.160	32.702	41.721	21:42.407

21

RASANTE SPORT

1. Sergio CABAL DIEZ

1	1	9:21.272	7:14.027	50.334	33.087	43.824	9:21.272
2	1	2:47.771	50.286	46.082	29.774	41.629	12:09.043
3	1	2:51.650	45.718	44.551	28.651	52.730	15:00.693

22

AUTOMOVIL CLUB ZARAGOZA

1. Guillermo IBAÑEZ BARRE

ROOKIE

1	1	9:03.370	7:02.771	49.241	30.422	40.936	9:03.370
2	1	2:49.773	44.859	44.853	39.156	40.905	11:53.143
3	1	2:39.287	44.683	44.742	29.280	40.582	14:32.430
4	1	2:40.225	45.308	44.540	29.430	40.947	17:12.655
5	1	2:38.058	44.343	44.599	28.839	40.277	19:50.713
6	1	2:39.221	44.788	44.699	29.030	40.704	22:29.934

23

C.D.E. ULTIMA VUELTA

1. Cristian RUBIO RODRIGUI

ROOKIE

1	1	8:03.196	6:08.450	45.536	28.576	40.634	8:03.196
2	1	2:43.524	44.068	43.358	35.733	40.365	10:46.720
3	1	2:59.541	50.132	46.708	30.734	51.967	13:46.261
4	1	5:56.619	4:00.950	43.871	29.150	42.648	19:42.880
5	1	2:36.858	44.203	44.081	28.002	40.572	22:19.738

24

VSR

1. Javier UGALDE MORENO

ROOKIE

1	1	3:42.871	1:46.916	45.097	30.439	40.419	3:42.871
2	1	2:36.420	44.483	43.401	28.540	39.996	6:19.291
3	1	2:34.633	43.935	43.374	27.883	39.441	8:53.924
4	1	2:34.502	43.937	43.187	27.796	39.582	11:28.426
5	1	2:34.568	43.731	43.285	27.885	39.667	14:02.994
6	1	2:42.242	43.521	43.170	27.578	47.973	16:45.236
7	1	5:05.264	3:14.211	43.543	27.919	39.591	21:50.500

25

C.D.E. ULTIMA VUELTA

1. Manuel COZAR FERNANC

2. Pablo Eduardo ROJAS CO

ROOKIE

1	1	3:23.711	1:20.530	48.840	32.530	41.811	3:23.711
2	1	2:42.345	46.032	45.117	29.045	42.151	6:06.056
3	1	2:54.606	48.152	47.089	29.713	49.652	9:00.662

Vlt.	P	Tiempo	Sector 1	Sector 2	Sector 3	Sector 4	T. Sesión
4	1	5:56.834	3:51.708	45.784	37.933	41.409	14:57.496
5	1	3:11.080	47.080	1:01.103	30.362	52.535	18:08.576
6	1	2:42.400	46.026	46.123	29.493	40.758	20:50.976

26

C.D.E. ULTIMA VUELTA

1. Francisco Javier FERNANI

ROOKIE

1	1	5:43.180	3:35.366	49.793	34.318	43.703	5:43.180
2	1	2:43.956	46.849	45.640	30.497	40.970	8:27.136
3	1	2:40.138	45.632	44.400	29.275	40.831	11:07.274
4	1	2:44.168	49.283	45.392	29.129	40.364	13:51.442
5	1	3:01.812	56.290	46.617	29.551	49.354	16:53.254
6	1	4:27.455	2:12.571	44.510	48.443	41.931	21:20.709

27

C.D.E. ULTIMA VUELTA

1. Marcos DE DIEGO BRAVC

1	1	3:59.386	2:03.080	46.271	28.971	41.064	3:59.386
2	1	2:35.872	44.339	44.046	27.572	39.915	6:35.258
3	1	2:35.131	43.692	43.572	27.966	39.901	9:10.389
4	1	2:35.278	43.674	43.968	27.755	39.881	11:45.667
5	1	2:40.093	43.788	43.955	27.878	44.472	14:25.760
6	1	2:34.647	43.499	43.565	27.904	39.679	17:00.407
7	1	2:42.188	43.551	43.237	27.805	47.595	19:42.595

30

C.D.E. ULTIMA VUELTA

1. Mario CASTRO LORENTE

1	1	5:47.981	3:48.091	47.056	31.062	41.772	5:47.981
2	1	2:39.407	45.303	44.260	29.224	40.620	8:27.388
3	1	2:39.983	45.944	44.186	29.133	40.720	11:07.371
4	1	2:39.609	45.886	44.123	28.757	40.843	13:46.980
5	1	2:46.963	44.816	43.846	28.429	49.872	16:33.943
6	1	4:49.022	2:55.441	44.268	28.795	40.518	21:22.965

33

AKULO MOTORSPORT

1. Sylvain XAVIER SOLER

ROOKIE

1	1	5:26.803	3:12.436	51.330	33.092	49.945	5:26.803
2	1	3:20.030	50.365	46.871	44.051	58.743	8:46.833
3	1	4:19.138	2:20.687	45.896	30.220	42.335	13:05.971
4	1	2:50.466	48.852	46.564	32.455	42.595	15:56.437
5	1	3:33.411	49.366	47.286	1:06.735	50.024	19:29.848

34

VSR

1. Ivan VELASCO SANCHEZ

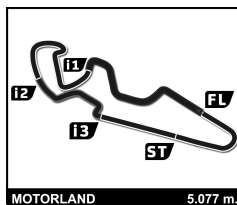
1	1	7:42.348	5:49.447	44.949	28.039	39.913	7:42.348
2	1	2:33.996	43.557	43.272	27.570	39.597	10:16.344
3	1	2:33.038	43.467	43.026	27.148	39.397	12:49.382
4	1	2:31.970	42.806	42.619	27.237	39.308	15:21.352
5	1	2:49.899	50.909	43.402	29.343	46.245	18:11.251

36

C.D.E. ULTIMA VUELTA

1. Marc SANCHO MUÑOZ

ROOKIE



SAXO TROFEO ANIVERSARIO MOTORLAND 2021

Entrenamiento Libre 1

Vuelta a vuelta

— Vuelta invalidada ■ Mejor Personal ■ Mejor de la sesión ■ Cruzando por el pit lane

Vlt.	P	Tiempo	Sector 1	Sector 2	Sector 3	Sector 4	T. Sesión
1	1	4:12.673	2:08.204	48.419	31.096	44.954	4:12.673
2	1	2:50.120	47.681	46.336	31.294	44.809	7:02.793
3	1	2:46.372	46.411	47.684	29.775	42.502	9:49.165
4	1	2:39.527	45.213	44.937	29.047	40.330	12:28.692
5	1	2:38.824	44.512	44.386	29.658	40.268	15:07.516
6	1	2:43.313B	44.204	45.738	29.231	44.140	17:50.829
7	1	3:55.318	1:39.857	53.789	37.682	43.990	21:46.147

37 C.D.E. ULTIMA VUELTA
1.Enrique HERNANDO ALOI

1	1	3:16.829	1:16.523	47.564	31.772	40.970	3:16.829
2	1	2:40.567	46.453	43.873	28.100	42.141	5:57.396
3	1	2:39.724	43.598	45.789	28.800	41.537	8:37.120
4	1	2:41.035B	43.602	43.658	27.966	45.809	11:18.155
5	1	3:51.946	2:01.181	43.247	27.924	39.594	15:10.101
6	1	2:35.417	43.636	43.795	27.750	40.236	17:45.518
7	1	2:37.078	43.742	43.838	29.534	39.964	20:22.596

44 C.D.E. ULTIMA VUELTA
1.Israel ALVAREZ ALVAREZ

1	1	3:39.681	1:20.212	53.998	35.769	49.702	3:39.681
2	1	2:40.642	46.907	44.802	28.830	40.103	6:20.323
3	1	2:37.321	44.072	44.821	28.458	39.970	8:57.644
4	1	2:38.510	44.383	44.284	29.066	40.777	11:36.154
5	1	2:38.620	45.952	43.906	28.540	40.222	14:14.774
6	1	2:47.828B	44.452	43.582	28.273	51.521	17:02.602

47 ESCUDERIA MALLORCA COMPET
1.Marri FAJEDA REINA ROOKIE

1	1	3:10.974	1:03.920	49.202	32.807	45.045	3:10.974
2	1	2:41.825	45.377	45.691	30.262	40.495	5:52.799
3	1	2:42.092	45.919	44.528	29.057	42.588	8:34.891
4	1	2:36.327	43.804	43.864	28.646	40.013	11:11.218
5	1	2:40.422	46.526	45.035	29.014	39.847	13:51.640
6	1	2:39.154	45.224	44.609	28.956	40.365	16:30.794
7	1	2:49.003B	46.516	44.491	29.378	48.618	19:19.797

51 ESCUDERIA CENTRO
1.Jorge PEREZ MARTINEZ ROOKIE
2.Adrian MARTINEZ PEREZ

1	1	3:32.346	1:05.527	57.707	36.858	52.254	3:32.346
2	1	2:49.587	49.440	46.375	30.779	42.993	6:21.933
3	1	2:44.304	46.120	46.163	30.094	41.927	9:06.237
4	1	2:44.487	46.275	46.847	29.684	41.681	11:50.724
5	1	2:42.017	45.237	45.715	29.779	41.286	14:32.741
6	1	2:42.028	45.786	45.438	29.270	41.534	17:14.769
7	1	2:40.533	45.016	45.378	28.947	41.192	19:55.302
8	1	3:17.231B	53.475	49.780	36.300	57.676	23:12.533

70 EFICAR TEAM
1.Santiago CASTILLA SALIN

1	1	5:16.368	3:16.787	48.095	30.456	41.030	5:16.368
---	---	----------	----------	--------	--------	--------	----------

Vlt.	P	Tiempo	Sector 1	Sector 2	Sector 3	Sector 4	T. Sesión
2	1	2:40.164	46.306	45.396	28.175	40.287	7:56.532
3	1	2:57.522B	43.866	43.950	35.238	54.468	10:54.054
4	1	3:43.714	1:50.114	43.630	29.880	40.090	14:37.768
5	1	2:36.513	44.079	44.102	28.127	40.205	17:14.281
6	1	3:03.189B	43.745	43.553	39.373	56.518	20:17.470

72 C.D.E. ULTIMA VUELTA
1.Rafael CAMACHO ANGUL

1	1	3:22.264	1:13.599	54.652	32.287	41.726	3:22.264
2	1	2:36.343	44.559	43.835	28.272	39.677	5:58.607
3	1	2:41.326B	43.801	43.181	27.963	46.381	8:39.933
4	1	4:12.228	2:20.760	43.928	27.903	39.637	12:52.161
5	1	2:34.272	43.516	43.349	27.953	39.454	15:26.433
6	1	2:35.433	44.182	43.372	27.862	40.017	18:01.866
7	1	2:35.155	43.825	43.173	28.690	39.467	20:37.021

74 C.D.E. ULTIMA VUELTA
1.Ricardo JIMENEZ MENDE

1	1	3:00.807	1:00.883	47.565	30.143	42.216	3:00.807
2	1	2:36.775	44.509	44.115	27.976	40.175	5:37.582
3	1	2:53.335	44.200	45.679	33.396	50.060	8:30.917
4	1	2:44.032B	44.129	44.759	29.483	45.661	11:14.949
5	1	5:03.013	2:59.124	46.027	30.148	47.714	16:17.962
6	1	2:46.065	43.745	43.354	37.863	41.103	19:04.027
7	1	2:35.621	43.687	43.449	28.237	40.248	21:39.648

76 AD CLEMENTE ARROYO
1.Julian MAZUECOS FERNZ ROOKIE

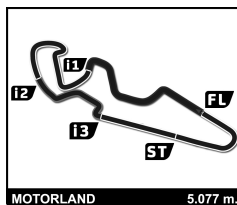
1	1	3:19.460	1:12.632	54.544	31.556	40.728	3:19.460
2	1	2:36.979	45.167	43.946	28.185	39.681	5:56.439
3	1	2:37.116	46.324	43.553	27.877	39.362	8:33.555
4	1	2:42.959B	43.524	43.001	28.903	47.531	11:16.514
5	1	4:36.517	2:35.929	52.197	28.606	39.785	15:53.031
6	1	2:34.121	43.379	43.038	27.837	39.867	18:27.152
7	1	2:35.799	45.317	42.994	27.848	39.640	21:02.951

77 VSR
1.Alfonso GARCIA CASARE

1	1	5:18.679	3:07.313	52.211	32.390	46.765	5:18.679
2	1	2:48.279	48.672	48.761	29.868	40.978	8:06.958
3	1	2:36.541	44.851	44.012	27.594	40.084	10:43.499
4	1	2:33.724	43.496	43.063	27.365	39.800	13:17.223
5	1	2:33.607	43.154	42.784	27.666	40.003	15:50.830
6	1	2:51.826B	43.219	44.840	30.638	53.129	18:42.656

80 C.D.E. ULTIMA VUELTA
1.Fernando FERNANDO PAI

1	1	6:59.379	4:41.766	57.765	35.635	44.213	6:59.379
2	1	2:57.372	46.067	46.355	39.428	45.522	9:56.751
3	1	2:43.459	46.436	45.256	29.736	42.031	12:40.210
4	1	2:41.819	45.323	44.824	28.750	42.922	15:22.029



SAXO

TROFEO ANIVERSARIO MOTORLAND 2021

Entrenamiento Libre 1

Vuelta a vuelta

— Vuelta invalidada

■ Mejor Personal

■ Mejor de la sesión

B Cruzando por el pit lane

Vlt.	P	Tiempo	Sector 1	Sector 2	Sector 3	Sector 4	T. Sesión	Vlt.	P	Tiempo	Sector 1	Sector 2	Sector 3	Sector 4	T. Sesión
5	1	2:40.646	46.088	45.731	28.790	40.037	18:02.675								
6	1	2:36.114	44.299	43.778	28.198	39.839	20:38.789								

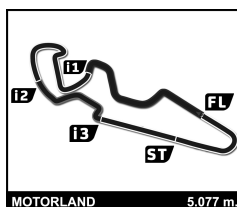
81		SMC JUNIOR		1. Iñigo MORENO DE CALA		ROOKIE	
1	1	3:18.013	1:17.518	47.433	31.625	41.437	3:18.013
2	1	2:40.391	45.887	44.382	29.234	40.888	5:58.404
3	1	2:40.395	44.914	44.049	29.425	42.007	8:38.799
4	1	2:38.220	44.914	44.202	28.739	40.365	11:17.019
5	1	2:37.254	44.582	44.015	28.677	39.980	13:54.273
6	1	2:36.833	44.351	43.578	28.813	40.091	16:31.106
7	1	2:37.147	44.485	43.566	28.351	40.745	19:08.253
8	1	2:37.052	44.323	43.874	28.823	40.032	21:45.305

88		C.D.E. ULTIMA VUELTA		1. Pablo BLANCO AVILEO		ROOKIE	
1	1	3:17.483	1:08.014	52.801	33.357	43.311	3:17.483
2	1	2:50.805	50.142	47.200	31.913	41.550	6:08.288
3	1	2:43.654	46.517	45.571	30.097	41.469	8:51.942
4	1	2:43.935	46.967	45.951	29.832	41.185	11:35.877
5	1	2:42.922	47.910	44.942	29.378	40.692	14:18.799
6	1	2:41.470	45.904	44.784	29.610	41.172	17:00.269
7	1	2:51.153 B	45.526	44.390	29.546	51.691	19:51.422

89		ESCUDERIA GREDOS		1. Fernando MARQUES IGN/ 2. Jesus JIMENEZ RODRIGL		ROOKIE	
1	1	3:40.339	1:24.444	51.641	35.865	48.389	3:40.339
2	1	2:46.738	48.220	47.320	30.575	40.623	6:27.077
3	1	2:39.569	44.709	44.916	29.189	40.755	9:06.646
4	1	2:47.410	46.441	50.439	29.634	40.896	11:54.056
5	1	2:41.702	45.827	45.036	30.352	40.487	14:35.758
6	1	2:42.972	49.149	44.641	28.869	40.313	17:18.730
7	1	2:40.963	46.392	44.789	29.243	40.539	19:59.693
8	1	2:40.118	45.532	45.728	28.496	40.362	22:39.811

93		CLUB JARAMA SPORT		1. Sergio GARCIA SARDINA		ROOKIE	
1	1	9:46.738	7:29.784	55.108	36.108	45.738	9:46.738
2	1	3:05.544 B	50.878	47.057			12:52.282
3	1	4:34.524	2:34.611	46.604	29.961	43.348	17:26.806
4	1	2:45.105	46.803	46.045	30.177	42.080	20:11.911

94		C.D.E. ULTIMA VUELTA		1. Angel CERVERA ROJAS		ROOKIE	
1	1	3:39.020	1:26.649	51.473	34.841	46.057	3:39.020
2	1	2:53.301	49.312	47.242	33.586	43.161	6:32.321
3	1	2:51.793	50.258	48.187	31.065	42.283	9:24.114
4	1	2:44.414	46.292	45.869	29.954	42.299	12:08.528
5	1	3:03.947 B	53.177	46.774	32.245	51.751	15:12.475
6	1	4:27.461	2:25.698	46.821	32.492	42.450	19:39.936
7	1	2:44.469	46.166	46.209	29.659	42.435	22:24.405



SAXO

TROFEO ANIVERSARIO MOTORLAND 2021

Entrenamiento Libre 2

Clasificación

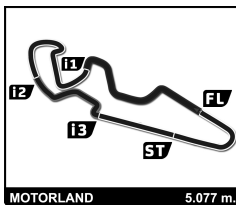
Nº Pilotos	Equipo	Coche	Cl.	Tiempo	Vlt.	Total	Dif.	Km/h
1	77 A. GARCIA CASARES	VSR		2:33.378	7	7	-	119.2
2	34 I. VELASCO SANCHEZ	VSR		2:33.382	3	5	+0.004	119.2
3	19 F. NAVARRETE RODRIGO	C.D.E. ULTIMA VUELTA		2:33.579	3	7	+0.201	119.0
4	27 M. DE DIEGO BRAVO	C.D.E. ULTIMA VUELTA		2:33.950	5	6	+0.572	118.7
5	24 J. UGALDE MORENO	VSR	ROOKIE	2:34.426	3	5	+1.048	118.4
6	76 J. MAZUECOS FERNANDEZ	AD CLEMENTE ARROYO	ROOKIE	2:34.473	7	7	+1.095	118.3
7	72 R. CAMACHO ANGULO	C.D.E. ULTIMA VUELTA		2:34.552	8	8	+1.174	118.3
8	8 O. MARTIN GARCIA	PROMOTION MOTORSPORT		2:34.839	7	7	+1.461	118.0
9	37 E. HERNANDO ALONSO	C.D.E. ULTIMA VUELTA		2:35.145	5	7	+1.767	117.8
10	5 J. LOPEZ POZUELO RIVAS	EFICAR TEAM		2:35.163	6	7	+1.785	117.8
11	23 C. RUBIO RODRIGUEZ	C.D.E. ULTIMA VUELTA	ROOKIE	2:35.280	5	8	+1.902	117.7
12	4 I. DE ANA MORALES	ISRAEL DE ANA MORALES		2:35.310	7	7	+1.932	117.7
13	6 F. COMENDADOR DIAZ-MAROTO	DEYSCOM SPORT	ROOKIE	2:35.512	5	8	+2.134	117.5
14	80 F. PANIAGUA DURAN	C.D.E. ULTIMA VUELTA		2:35.556	3	7	+2.178	117.5
15	70 S. CASTILLA SALINERO	EFICAR TEAM		2:35.651	5	6	+2.273	117.4
16	74 R. JIMENEZ MENDEZ	C.D.E. ULTIMA VUELTA		2:35.686	4	7	+2.308	117.4
17	44 I. ALVAREZ ALVAREZ	C.D.E. ULTIMA VUELTA		2:36.436	3	5	+3.058	116.8
18	89 F. MARQUES IGNACIO / J. JIMENEZ RODRIGUEZ	ESCUADERIA GREDOS	ROOKIE	2:36.660	7	8	+3.282	116.7
19	81 I. MORENO DE CALA CORREA	SMC JUNIOR		2:37.054	5	7	+3.676	116.4
20	22 G. IBAÑEZ BARREIRO	AUTOMOVIL CLUB ZARAGOZA	ROOKIE	2:37.173	8	8	+3.795	116.3
21	36 M. SANCHO MUÑOZ	C.D.E. ULTIMA VUELTA	ROOKIE	2:37.509	4	7	+4.131	116.0
22	30 M. CASTRO LORENTE	C.D.E. ULTIMA VUELTA		2:37.698	4	7	+4.320	115.9
23	47 M. FAJEDA REINA	ESCUADERIA MALLORCA COMPETICIO	ROOKIE	2:37.829	7	8	+4.451	115.8
24	9 G. GOMAR GOMAR	EFICAR TEAM		2:37.878	3	6	+4.500	115.8
25	25 M. COZAR FERNANDEZ / P. ROJAS CONTARDO	C.D.E. ULTIMA VUELTA	ROOKIE	2:37.891	6	7	+4.513	115.8
26	26 F. FERNANDEZ-BRAVO GARCIA	C.D.E. ULTIMA VUELTA	ROOKIE	2:37.941	5	7	+4.563	115.7
27	21 S. CABAL DIEZ	RASANTE SPORT		2:38.163	5	6	+4.785	115.6
28	51 J. PEREZ MARTINEZ / A. MARTINEZ PEREZ	ESCUADERIA CENTRO	ROOKIE	2:39.383	7	8	+6.005	114.7
29	33 S. XAVIER SOLER	AKULO MOTORSPORT	ROOKIE	2:40.026	7	7	+6.648	114.2
30	88 P. BLANCO AVILEO	C.D.E. ULTIMA VUELTA	ROOKIE	2:40.812	6	6	+7.434	113.7
31	14 A. HONRADO DE LA CRUZ	C.D.E. ULTIMA VUELTA	ROOKIE	2:41.020	4	7	+7.642	113.5
32	11 M. MANUEL GONZALEZ	C.D.E. ULTIMA VUELTA		2:41.215	5	6	+7.837	113.4
33	93 S. GARCIA SARDINA	CLUB JARAMA SPORT		2:42.333	4	5	+8.955	112.6
34	94 A. CERVERA ROJAS	C.D.E. ULTIMA VUELTA	ROOKIE	2:42.539	3	7	+9.161	112.4
35	20 J. BARTOL SALAZAR	C.D.E. ULTIMA VUELTA		2:43.829	6	7	+10.451	111.6
36	12 D. SANCHEZ PECES	C.D.E. ULTIMA VUELTA	ROOKIE	2:43.836	5	6	+10.458	111.6
37	17 F. PEREZ SIERRA / A. MARTIN MARTIN	C.D.E. ULTIMA VUELTA		2:51.265	5	6	+17.887	106.7
38	3 I. MARTIN NAVAS	C.D.E. ULTIMA VUELTA	ROOKIE					
39	7 A. RUIZ DE LA HERMOSA CORREA	C.D.E. ULTIMA VUELTA	ROOKIE			1		
40	13 I. ARQUERO SAZ	C.D.E. ULTIMA VUELTA						
41	69 M. NARDI SOLIVELLAS	C.D.E. ULTIMA VUELTA	ROOKIE			2		

Vuelta rápida: Vlt. 7 Alfonso GARCIA CASARES 2:33.378 119.2 Km/h

Hora de publicación:

Estado de pista: **SECO**

Race Director:	Timekeeper: Laia Peinado
----------------	-----------------------------



SAXO

TROFEO ANIVERSARIO MOTORLAND 2021

Entrenamiento Libre 2

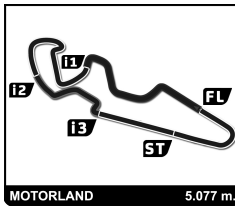
Clasificación por Clase

Nº Pilotos	Equipo	Coche	Tiempo	Vlt.	Total	Dif.	Km/h
ROOKIE							
1	24 J. UGALDE MORENO	VSR	2:34.426	3	5		118.4
2	76 J. MAZUECOS FERNANDEZ	AD CLEMENTE ARROYO	2:34.473	7	7	+0.047	+0.047 118.3
3	23 C. RUBIO RODRIGUEZ	C.D.E. ULTIMA VUELTA	2:35.280	5	8	+0.854	+0.807 117.7
4	6 F. COMENDADOR DIAZ-MAROTO	DEYSCOM SPORT	2:35.512	5	8	+1.086	+0.232 117.5
5	89 F. MARQUES IGNACIO / J. JIMENEZ RODRIGUEZ	ESCUDERIA GREDOS	2:36.660	7	8	+2.234	+1.148 116.7
6	22 G. IBAÑEZ BARREIRO	AUTOMOVIL CLUB ZARAGOZA	2:37.173	8	8	+2.747	+0.513 116.3
7	36 M. SANCHO MUÑOZ	C.D.E. ULTIMA VUELTA	2:37.509	4	7	+3.083	+0.336 116.0
8	47 M. FAJEDA REINA	ESCUDERIA MALLORCA COMPETICIO	2:37.829	7	8	+3.403	+0.320 115.8
9	25 M. COZAR FERNANDEZ / P. ROJAS CONTARDO	C.D.E. ULTIMA VUELTA	2:37.891	6	7	+3.465	+0.062 115.8
10	26 F. FERNANDEZ-BRAVO GARCIA	C.D.E. ULTIMA VUELTA	2:37.941	5	7	+3.515	+0.050 115.7
11	51 J. PEREZ MARTINEZ / A. MARTINEZ PEREZ	ESCUDERIA CENTRO	2:39.383	7	8	+4.957	+1.442 114.7
12	33 S. XAVIER SOLER	AKULO MOTORSPORT	2:40.026	7	7	+5.600	+0.643 114.2
13	88 P. BLANCO AVILEO	C.D.E. ULTIMA VUELTA	2:40.812	6	6	+6.386	+0.786 113.7
14	14 A. HONRADO DE LA CRUZ	C.D.E. ULTIMA VUELTA	2:41.020	4	7	+6.594	+0.208 113.5
15	94 A. CERVERA ROJAS	C.D.E. ULTIMA VUELTA	2:42.539	3	7	+8.113	+1.519 112.4
16	12 D. SANCHEZ PECES	C.D.E. ULTIMA VUELTA	2:43.836	5	6	+9.410	+1.297 111.6
17	3 I. MARTIN NAVAS	C.D.E. ULTIMA VUELTA					
18	7 A. RUIZ DE LA HERMOSA CORREA	C.D.E. ULTIMA VUELTA					1
19	69 M. NARDI SOLIVELLAS	C.D.E. ULTIMA VUELTA					2

Hora de publicación:

Estado de pista: **SECO**

Race Director:	Timekeeper: Laia Peinado
-----------------------	------------------------------------



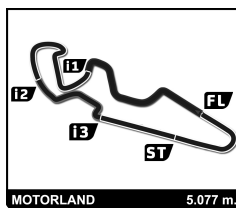
SAXO

TROFEO ANIVERSARIO MOTORLAND 2021

Entrenamiento Libre 2

Mejores tiempos de sector

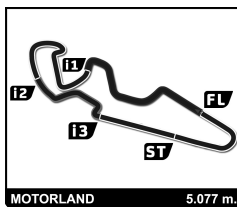
Sector 1		Sector 2		Sector 3		Sector 4		Vuelta	Mejor		
Nº Piloto	Tiempo	Nº Piloto	Tiempo	Nº Piloto	Tiempo	Nº Piloto	Tiempo	Nº	Vuelta		
1	19 F.NAVARRETE RODRIGO	43.196	19 F.NAVARRETE RODRIGO	42.774	27 M.DE DIEGO BRAVO	27.271	19 F.NAVARRETE RODRIGO	39.207	1	19 2:32.785	2:33.579 (3)
2	77 A.GARCIA CASARES	43.196	34 I.VELASCO SANCHEZ	42.843	77 A.GARCIA CASARES	27.343	76 J.MAZUECOS FERNANDEZ	39.327	2	77 2:32.882	2:33.378 (1)
3	34 I.VELASCO SANCHEZ	43.338	77 A.GARCIA CASARES	42.852	34 I.VELASCO SANCHEZ	27.389	8 O.MARTIN GARCIA	39.480	3	34 2:33.247	2:33.382 (2)
4	76 J.MAZUECOS FERNANDEZ	43.412	76 J.MAZUECOS FERNANDEZ	43.056	72 R.CAMACHO ANGULO	27.517	77 A.GARCIA CASARES	39.491	4	76 2:33.581	2:34.473 (6)
5	37 E.HERNANDO ALONSO	43.587	27 M.DE DIEGO BRAVO	43.202	6 F.COMENDADOR DIAZ-MAROTO	27.608	24 J.JUGALDE MORENO	39.498	5	27 2:33.950	2:33.950 (4)
6	24 J.JUGALDE MORENO	43.589	72 R.CAMACHO ANGULO	43.207	19 F.NAVARRETE RODRIGO	27.608	72 R.CAMACHO ANGULO	39.637	6	72 2:34.071	2:34.552 (7)
7	27 M.DE DIEGO BRAVO	43.649	70 S.CASTILLA SALINERO	43.271	23 C.RUBIO RODRIGUEZ	27.628	34 I.VELASCO SANCHEZ	39.677	7	24 2:34.372	2:34.426 (5)
8	8 O.MARTIN GARCIA	43.695	24 J.JUGALDE MORENO	43.316	37 E.HERNANDO ALONSO	27.724	89 J.JIMENEZ RODRIGUEZ	39.711	8	8 2:34.571	2:34.839 (8)
9	72 R.CAMACHO ANGULO	43.710	4 I.DE ANA MORALES	43.316	74 R.JIMENEZ MENDEZ	27.739	6 F.COMENDADOR DIAZ-MAROTO	39.761	9	23 2:34.586	2:35.280 (11)
10	23 C.RUBIO RODRIGUEZ	43.728	23 C.RUBIO RODRIGUEZ	43.339	76 J.MAZUECOS FERNANDEZ	27.786	80 F.PANIAGUA DURAN	39.788	10	37 2:34.598	2:35.145 (9)
11	5 J.LOPEZ POZUELO RIVAS	43.765	8 O.MARTIN GARCIA	43.383	80 F.PANIAGUA DURAN	27.804	27 M.DE DIEGO BRAVO	39.828	11	6 2:34.710	2:35.512 (13)
12	70 S.CASTILLA SALINERO	43.812	6 F.COMENDADOR DIAZ-MAROTO	43.398	70 S.CASTILLA SALINERO	27.896	37 E.HERNANDO ALONSO	39.870	12	70 2:34.975	2:35.651 (15)
13	80 F.PANIAGUA DURAN	43.850	37 E.HERNANDO ALONSO	43.417	5 J.LOPEZ POZUELO RIVAS	27.930	23 C.RUBIO RODRIGUEZ	39.891	13	4 2:35.071	2:35.310 (12)
14	4 I.DE ANA MORALES	43.882	74 R.JIMENEZ MENDEZ	43.431	24 J.JUGALDE MORENO	27.969	44 I.ALVAEZ ALVAEZ	39.901	14	5 2:35.073	2:35.163 (10)
15	44 I.ALVAEZ ALVAEZ	43.890	5 J.LOPEZ POZUELO RIVAS	43.438	4 I.DE ANA MORALES	27.969	4 I.DE ANA MORALES	39.904	15	74 2:35.300	2:35.686 (16)
16	74 R.JIMENEZ MENDEZ	43.924	81 I.MORENO DE CALA CORREA	43.784	8 O.MARTIN GARCIA	28.013	5 J.LOPEZ POZUELO RIVAS	39.940	16	80 2:35.416	2:35.556 (14)
17	6 F.COMENDADOR DIAZ-MAROTO	43.943	9 G.GOMAR GOMAR	43.821	89 J.JIMENEZ RODRIGUEZ	28.096	9 G.GOMAR GOMAR	39.995	17	89 2:35.700	2:36.660 (18)
18	89 J.JIMENEZ RODRIGUEZ	44.036	44 I.ALVAEZ ALVAEZ	43.826	30 M.CASTRO LORENTE	28.236	70 S.CASTILLA SALINERO	39.996	18	44 2:35.929	2:36.436 (17)
19	47 M.FAJEDA REINA	44.152	22 G.IBAÑEZ BARREIRO	43.830	47 M.FAJEDA REINA	28.259	26 F.FERNANDEZ-BRAVO GARCIA	40.044	19	81 2:36.541	2:37.054 (19)
20	22 G.IBAÑEZ BARREIRO	44.237	89 J.JIMENEZ RODRIGUEZ	43.857	81 I.MORENO DE CALA CORREA	28.308	36 M.SANCHO MUÑOZ	40.059	20	36 2:36.660	2:37.509 (21)
21	36 M.SANCHO MUÑOZ	44.303	25 M.SANCHO MUÑOZ	43.904	44 I.ALVAEZ ALVAEZ	28.312	81 I.MORENO DE CALA CORREA	40.100	21	22 2:36.733	2:37.173 (20)
22	81 I.MORENO DE CALA CORREA	44.349	35 P.ROJAS CONTARDO	43.966	21 S.CABAL DIEZ	28.333	51 A.MARTINEZ PEREZ	40.119	22	9 2:36.822	2:37.878 (24)
23	9 G.GOMAR GOMAR	44.404	80 F.PANIAGUA DURAN	43.974	33 S.XAVIER SOLER	28.367	25 P.ROJAS CONTARDO	40.128	23	26 2:37.123	2:37.941 (26)
24	26 F.FERNANDEZ-BRAVO GARCIA	44.465	26 F.FERNANDEZ-BRAVO GARCIA	44.072	36 M.SANCHO MUÑOZ	28.394	22 G.IBAÑEZ BARREIRO	40.202	24	47 2:37.249	2:37.829 (23)
25	30 M.CASTRO LORENTE	44.574	30 M.CASTRO LORENTE	44.122	22 G.IBAÑEZ BARREIRO	28.464	74 R.JIMENEZ MENDEZ	40.206	25	30 2:37.308	2:37.698 (22)
26	21 S.CABAL DIEZ	44.677	33 S.XAVIER SOLER	44.244	26 F.FERNANDEZ-BRAVO GARCIA	28.542	21 S.CABAL DIEZ	40.224	26	25 2:37.666	2:37.891 (25)
27	25 P.ROJAS CONTARDO	44.696	21 S.CABAL DIEZ	44.513	9 G.GOMAR GOMAR	28.602	47 M.FAJEDA REINA	40.230	27	21 2:37.747	2:38.163 (27)
28	33 S.XAVIER SOLER	45.010	51 A.MARTINEZ PEREZ	44.556	25 P.ROJAS CONTARDO	28.876	33 S.XAVIER SOLER	40.290	28	33 2:37.911	2:40.026 (29)
29	51 A.MARTINEZ PEREZ	45.118	14 A.HONRADO DE LA CRUZ	44.577	51 A.MARTINEZ PEREZ	28.876	30 M.CASTRO LORENTE	40.376	29	51 2:38.669	2:39.383 (28)
30	88 P.BLANCO AVILEO	45.158	47 M.FAJEDA REINA	44.608	12 D.SANCHEZ PECES	28.908	88 P.BLANCO AVILEO	40.534	30	88 2:40.300	2:40.812 (30)
31	93 S.GARCIA SARDINA	45.354	11 M.MANUEL GONZALEZ	44.651	11 M.MANUEL GONZALEZ	29.008	14 A.HONRADO DE LA CRUZ	40.686	31	14 2:40.339	2:41.020 (31)
32	94 A.CERVERA ROJAS	45.551	94 A.CERVERA ROJAS	44.937	14 A.HONRADO DE LA CRUZ	29.193	69 M.NARDI SOLIVELLAS	40.908	32	11 2:40.479	2:41.215 (32)
33	11 M.MANUEL GONZALEZ	45.691	20 J.BARTOL SALAZAR	45.021	94 A.CERVERA ROJAS	29.200	11 M.MANUEL GONZALEZ	41.129	33	94 2:41.020	2:42.539 (34)
34	14 A.HONRADO DE LA CRUZ	45.883	88 P.BLANCO AVILEO	45.145	20 J.BARTOL SALAZAR	29.382	20 J.BARTOL SALAZAR	41.143	34	93 2:41.777	2:42.333 (33)
35	20 J.BARTOL SALAZAR	46.907	12 D.SANCHEZ PECES	45.350	88 P.BLANCO AVILEO	29.463	93 S.GARCIA SARDINA	41.309	35	20 2:42.453	2:43.829 (35)
36	12 D.SANCHEZ PECES	47.113	17 A.MARTIN MARTIN	45.542	93 S.GARCIA SARDINA	29.512	94 A.CERVERA ROJAS	41.332	36	12 2:43.644	2:43.836 (36)
37	17 A.MARTIN MARTIN	47.423	93 S.GARCIA SARDINA	45.602	7 A.RUIZ DE LA HERMOSA CORREA	30.207	7 A.RUIZ DE LA HERMOSA CORREA	41.561	37	17 2:47.767	2:51.265 (37)
38	69 M.NARDI SOLIVELLAS	48.596	7 A.RUIZ DE LA HERMOSA CORREA	47.614	69 M.NARDI SOLIVELLAS	30.643	12 D.SANCHEZ PECES	42.273	38	69 2:51.634	



SAXO TROFEO ANIVERSARIO MOTORLAND 2021 Entrenamiento Libre 2

Mejores velocidades máximas

Equipo	Coche	Clase	Piloto V.Max.	V.Max 1 Km/h Vlt.	V.Max 2 Km/h Vlt.	V.Max 3 Km/h Vlt.	V.Max 4 Km/h Vlt.	V.Max 5 Km/h Vlt.	Pro
8 PROMOTION MOTORSPORT			O. MARTIN GARCIA	177.9	2 176.5	6 175.6	7 174.8	5 174.5	3 175,9
76 AD CLEMENTE ARROYO		ROOKIE	J. MAZUECOS FERNANDEZ	177.9	2 177.0	7 176.8	5 173.6	4 173.1	1 175,7
4 ISRAEL DE ANA MORALES			I. DE ANA MORALES	177.6	2 176.8	7 175.9	6 175.3	5 174.5	3 176,0
23 C.D.E. ULTIMA VUELTA		ROOKIE	C. RUBIO RODRIGUEZ	177.6	4 177.3	2 176.2	5 175.9	7 175.6	6 176,5
9 EFICAR TEAM			G. GOMAR GOMAR	177.3	5 176.2	2 175.6	4 174.5	1 173.9	3 175,5
44 C.D.E. ULTIMA VUELTA			I. ALVAREZ ALVAREZ	177.3	5 175.9	4 173.6	3 173.6	1 172.5	2 174,6
25 C.D.E. ULTIMA VUELTA		ROOKIE	P. ROJAS CONTARDO	177.0	7 176.2	4 176.2	2 174.5	5 174.5	3 175,7
74 C.D.E. ULTIMA VUELTA			R. JIMENEZ MENDEZ	177.0	2 174.5	6 174.5	4 171.2	7 144.2	3 168,3
19 C.D.E. ULTIMA VUELTA			F. NAVARRETE RODRIGO	176.8	3 176.2	2 175.9	6 175.3	5 169.5	4 174,7
26 C.D.E. ULTIMA VUELTA		ROOKIE	F. FERNANDEZ-BRAVO GARCIA	176.8	7 174.5	6 174.2	5 173.1	3 172.2	4 174,2
34 VSR			I. VELASCO SANCHEZ	176.8	3 175.0	2 168.5	4 152.8	1 142.5	5 163,1
70 EFICAR TEAM			S. CASTILLA SALINERO	176.8	6 176.2	5 176.2	4 174.2	3 173.9	2 175,5
77 VSR			A. GARCIA CASARES	176.8	5 175.6	4 175.3	2 175.0	7 174.8	3 175,5
21 RASANTE SPORT			S. CABAL DIEZ	176.2	6 175.3	5 174.8	4 168.7	3 167.4	1 172,5
27 C.D.E. ULTIMA VUELTA			M. DE DIEGO BRAVO	175.9	5 175.6	4 174.2	3 145.6	6 135.5	2 161,4
72 C.D.E. ULTIMA VUELTA			R. CAMACHO ANGULO	175.9	4 175.3	8 175.3	5 174.8	3 173.9	7 175,0
47 ESCUDERIA MALLORCA COMPETICIÓN		ROOKIE	M. FAJEDA REINA	175.6	4 174.2	2 173.9	8 173.6	5 172.2	6 173,9
5 EFICAR TEAM			J. LOPEZ POZUELO RIVAS	175.3	7 174.8	6 174.2	5 173.1	3 171.2	4 173,7
37 C.D.E. ULTIMA VUELTA			E. HERNANDO ALONSO	175.3	6 174.8	5 174.8	4 174.2	3 173.6	7 174,5
14 C.D.E. ULTIMA VUELTA		ROOKIE	A. HONRADO DE LA CRUZ	175.0	5 173.4	7 172.0	6 171.7	3 170.6	4 172,5
24 VSR		ROOKIE	J. UGALDE MORENO	175.0	3 174.2	2 173.6	4 173.4	1 140.6	5 167,4
36 C.D.E. ULTIMA VUELTA		ROOKIE	M. SANCHO MUÑOZ	175.0	7 174.8	3 174.2	6 173.6	4 172.8	5 174,1
33 AKULO MOTORSPORT		ROOKIE	S. XAVIER SOLER	174.8	7 172.8	4 171.4	6 171.4	5 169.8	3 172,0
22 AUTOMOVIL CLUB ZARAGOZA		ROOKIE	G. IBAÑEZ BARREIRO	174.5	3 172.5	8 172.5	5 172.5	4 172.0	2 172,8
94 C.D.E. ULTIMA VUELTA		ROOKIE	A. CERVERA ROJAS	174.5	2 173.6	6 173.1	4 172.8	5 171.2	7 173,0
81 SMC JUNIOR			I. MORENO DE CALA CORREA	174.2	7 174.2	6 173.6	4 173.4	2 173.1	3 173,7
88 C.D.E. ULTIMA VUELTA		ROOKIE	P. BLANCO AVILEO	174.2	6 173.9	4 173.6	5 171.2	2 170.9	1 172,8
89 ESCUDERIA GREDOS		ROOKIE	J. JIMENEZ RODRIGUEZ	174.2	4 173.6	3 173.1	8 172.8	5 172.5	7 173,2
51 ESCUDERIA CENTRO		ROOKIE	A. MARTINEZ PEREZ	173.9	5 172.5	6 172.0	4 171.2	7 170.1	3 171,9
80 C.D.E. ULTIMA VUELTA			F. PANIAGUA DURAN	173.9	3 173.6	5 173.1	4 172.8	6 172.5	2 173,2
6 DEYSCOM SPORT		ROOKIE	F. COMENDADOR DIAZ-MAROTO	173.6	7 173.6	4 173.6	3 173.1	5 172.8	8 173,3
17 C.D.E. ULTIMA VUELTA			A. MARTIN MARTIN	173.6	2 173.4	4 172.8	5 172.0	6 170.1	3 172,4
30 C.D.E. ULTIMA VUELTA			M. CASTRO LORENTE	173.6	6 173.6	4 173.1	5 172.5	7 172.5	2 173,1
11 C.D.E. ULTIMA VUELTA			M. MANUEL GONZALEZ	172.8	2 172.0	5 172.0	1 171.7	3 171.2	4 171,9
20 C.D.E. ULTIMA VUELTA			J. BARTOL SALAZAR	172.5	6 170.6	4 170.3	5 170.1	7 169.8	1 170,7
12 C.D.E. ULTIMA VUELTA		ROOKIE	D. SANCHEZ PECES	170.6	5 169.8	3 169.3	4 169.0	1 168.0	6 169,3
93 CLUB JARAMA SPORT			S. GARCIA SARDINA	170.1	4 168.2	3 168.2	1 159.5	2 77.1	5 148,6
69 C.D.E. ULTIMA VUELTA		ROOKIE	M. NARDI SOLIVELLAS	169.5	1 88.1	2			128,8
7 C.D.E. ULTIMA VUELTA		ROOKIE	A. RUIZ DE LA HERMOSA CORREA	164.6	1				164,6
3 C.D.E. ULTIMA VUELTA		ROOKIE							
13 C.D.E. ULTIMA VUELTA									



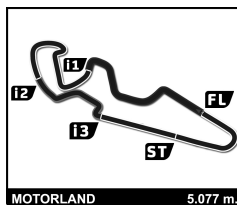
SAXO

TROFEO ANIVERSARIO MOTORLAND 2021

Entrenamiento Libre 2

Secuencia de vueltas rápidas

T. Sesión	Nº Equipo	Coche	Clase	Piloto	Tiempo	Km/h	Vlt.
5:22.981	6 DEYSCOM SPORT		ROOKIE	Francisco COMENDADOR DIAZ-MAROTO	2:38.853	115.1	2
5:58.857	89 ESCUDERIA GREDOS		ROOKIE	Jesus JIMENEZ RODRIGUEZ	2:38.813	115.1	2
6:13.390	80 C.D.E. ULTIMA VUELTA			Fernando PANIAGUA DURAN	2:38.302	115.5	2
6:17.510	72 C.D.E. ULTIMA VUELTA			Rafael CAMACHO ANGULO	2:35.938	117.2	2
6:17.732	76 AD CLEMENTE ARROYO		ROOKIE	Julian MAZUECOS FERNANDEZ	2:34.477	118.3	2
6:59.832	19 C.D.E. ULTIMA VUELTA			Fernando NAVARRETE RODRIGO	2:34.166	118.6	2
9:33.411	19 C.D.E. ULTIMA VUELTA			Fernando NAVARRETE RODRIGO	2:33.579	119.0	3
10:22.850	77 VSR			Alfonso GARCIA CASARES	2:33.549	119.0	3
12:35.997	34 VSR			Ivan VELASCO SANCHEZ	2:33.382	119.2	3
20:44.502	77 VSR			Alfonso GARCIA CASARES	2:33.378	119.2	7



SAXO

TROFEO ANIVERSARIO MOTORLAND 2021

Entrenamiento Libre 2

Vuelta a vuelta

— Vuelta invalidada ■ Mejor Personal ■ Mejor de la sesión ■ Cruzando por el pit lane

Vlt.	P	Nombre	Sector 1	Sector 2	Sector 3	Sector 4	T. Sesión	
4	ISRAEL DE ANA MORALES 1. Israel DE ANA MORALES							
	1	1	3:49.105	1:54.776	45.274	28.842	40.213	3:49.105
	2	1	2:36.347	44.577	43.335	28.055	40.380	6:25.452
	3	1	2:36.379	44.406	43.686	28.277	40.010	9:01.831
	4	1	2:43.219B	44.981	43.461	28.637	46.140	11:45.050
	5	1	4:29.072	2:37.000	43.699	28.443	39.930	16:14.122
	6	1	2:35.525	44.178	43.316	27.969	40.062	18:49.647
	7	1	2:35.310	43.882	43.410	28.114	39.904	21:24.957

1	1	3:49.105	1:54.776	45.274	28.842	40.213	3:49.105
2	1	2:36.347	44.577	43.335	28.055	40.380	6:25.452
3	1	2:36.379	44.406	43.686	28.277	40.010	9:01.831
4	1	2:43.219B	44.981	43.461	28.637	46.140	11:45.050
5	1	4:29.072	2:37.000	43.699	28.443	39.930	16:14.122
6	1	2:35.525	44.178	43.316	27.969	40.062	18:49.647
7	1	2:35.310	43.882	43.410	28.114	39.904	21:24.957

Vlt.	P	Nombre	Sector 1	Sector 2	Sector 3	Sector 4	T. Sesión	
5	EFICAR TEAM 1. Jesus LOPEZ POZUELO F							
	1	1	5:29.035	3:24.061	48.084	33.715	43.175	5:29.035
	2	1	2:45.589	47.521	45.105	29.500	43.463	8:14.624
	3	1	2:43.384	46.564	46.560	29.799	40.461	10:58.008
	4	1	2:39.176	44.025	44.971	29.235	40.945	13:37.184
	5	1	2:36.586	43.873	43.798	28.881	40.034	16:13.770
	6	1	2:35.163	43.802	43.438	27.930	39.993	18:48.933
	7	1	2:35.600	43.765	43.506	28.389	39.940	21:24.533

Vlt.	P	Nombre	Sector 1	Sector 2	Sector 3	Sector 4	T. Sesión	
6	DEYSCOM SPORT 1. Francisco COMENDADOR ROOKIE							
	1	1	2:44.128	49.954	44.779	28.900	40.495	2:44.128
	2	1	2:38.853	44.825	44.039	30.120	39.869	5:22.981
	3	1	2:35.618	44.161	43.595	28.101	39.761	7:58.599
	4	1	2:35.913	44.286	43.868	27.941	39.818	10:34.512
	5	1	2:35.512	43.943	43.690	27.905	39.974	13:10.024
	6	1	2:35.750	44.336	43.720	27.608	40.086	15:45.774
	7	1	2:35.725	44.245	43.398	27.730	40.352	18:21.499
8	1	2:35.778	44.231	43.411	27.843	40.293	20:57.277	

Vlt.	P	Nombre	Sector 1	Sector 2	Sector 3	Sector 4	T. Sesión
7	C.D.E. ULTIMA VUELTA 1. Alvaro RUIZ DE LA HERM ROOKIE						
	1	1	20:55.686	...	47.614	30.207	41.561

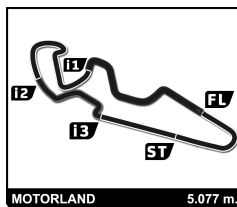
Vlt.	P	Nombre	Sector 1	Sector 2	Sector 3	Sector 4	T. Sesión	
8	PROMOTION MOTORSPORT 1. Oliver MARTIN GARCIA							
	1	1	3:45.270	1:40.272	50.064	31.139	43.795	3:45.270
	2	1	2:35.120	43.903	43.601	28.136	39.480	6:20.390
	3	1	2:37.183	43.789	43.394	30.443	39.557	8:57.573
	4	1	2:55.273B	43.695	43.383	35.563	52.632	11:52.846
	5	1	4:04.150	2:06.878	48.541	29.027	39.704	15:56.996
	6	1	2:35.063	43.799	43.646	28.013	39.605	18:32.059
	7	1	2:34.839	43.724	43.412	28.022	39.681	21:06.898

Vlt.	P	Nombre	Sector 1	Sector 2	Sector 3	Sector 4	T. Sesión
9	EFICAR TEAM 1. Gustavo GOMAR GOMAR						
	1	1	6:20.780	4:10.142	57.887	32.188	40.563
2	1	2:38.972	44.404	43.821	30.169	40.578	8:59.752

Vlt.	P	Nombre	Sector 1	Sector 2	Sector 3	Sector 4	T. Sesión
3	1	2:37.878	44.405	44.387	28.602	40.484	11:37.630
4	1	2:38.161	44.629	44.615	28.922	39.995	14:15.791
5	1	2:38.305	44.993	44.309	28.859	40.144	16:54.096
6	1	3:13.664	44.795	50.707	36.279	1:01.883	20:07.760

Vlt.	P	Nombre	Sector 1	Sector 2	Sector 3	Sector 4	T. Sesión	
11	C.D.E. ULTIMA VUELTA 1. Marcos MANUEL GONZAL							
	1	1	6:03.677	3:56.047	54.117	32.175	41.338	6:03.677
	2	1	2:57.292	48.125	55.363	31.660	42.144	9:00.969
	3	1	2:55.232	47.277	44.714	29.228	54.013	11:56.201
	4	1	2:41.857	46.355	45.017	29.356	41.129	14:38.058
	5	1	2:41.215	46.136	44.651	29.008	41.420	17:19.273
	6	1	3:05.258	45.691	48.654	49.366	41.547	20:24.531

Vlt.	P	Nombre	Sector 1	Sector 2	Sector 3	Sector 4	T. Sesión	
12	C.D.E. ULTIMA VUELTA 1. Daniel SANCHEZ PECES ROOKIE							
	1	1	7:14.635	5:01.722	50.665	38.870	43.378	7:14.635
	2	1	2:55.783	47.155	46.395	34.237	47.996	10:10.418
	3	1	2:54.620	51.097	47.235	33.959	42.329	13:05.038
	4	1	2:45.304	47.634	46.489	28.908	42.273	15:50.342
	5	1	2:43.836	47.113	45.368	28.955	42.400	18:34.178
	6	1	2:47.787	47.341	45.350	31.998	43.098	21:21.965



SAXO

TROFEO ANIVERSARIO MOTORLAND 2021

Entrenamiento Libre 2

Vuelta a vuelta

— Vuelta invalidada ■ Mejor Personal ■ Mejor de la sesión ■ Cruzando por el pit lane

Vlt. P Tiempo Sector 1 Sector 2 Sector 3 Sector 4 T. Sesión

20 C.D.E. ULTIMA VUELTA
1. Jose David BARTOL SALA

1	1	3:54.801	1:51.629	49.235	31.463	42.474	3:54.801
2	1	2:51.159	48.102	46.524	32.682	43.851	6:45.960
3	1	2:44.997	46.907	45.399	30.381	42.310	9:30.957
4	1	2:49.388	51.695	45.942	29.695	42.056	12:20.345
5	1	2:46.327	47.610	46.799	30.510	41.408	15:06.672
6	1	2:43.829	48.283	45.021	29.382	41.143	17:50.501
7	1	2:45.026	47.718	45.481	30.303	41.524	20:35.527

21 RASANTE SPORT
1. Sergio CABAL DIEZ

1	1	6:59.511	4:44.525	49.857	43.047	42.082	6:59.511
2	1	2:50.771	46.877	53.432	28.990	41.472	9:50.282
3	1	2:40.290	45.277	45.492	28.717	40.804	12:30.572
4	1	2:38.478	44.677	44.991	28.586	40.224	15:09.050
5	1	2:38.163	45.053	44.527	28.333	40.250	17:47.213
6	1	2:38.607	45.257	44.513	28.445	40.392	20:25.820

22 AUTOMOVIL CLUB ZARAGOZA
1. Guillermo IBAÑEZ BARRE ROOKIE

1	1	3:46.714	1:43.422	49.535	31.024	42.733	3:46.714
2	1	2:38.960	44.798	44.185	28.585	41.392	6:25.674
3	1	2:37.629	45.041	43.884	28.502	40.202	9:03.303
4	1	2:37.694	44.244	44.430	28.610	40.410	11:40.997
5	1	2:37.469	44.237	44.506	28.464	40.262	14:18.466
6	1	2:38.574	44.516	44.433	28.777	40.848	16:57.040
7	1	2:39.238	44.871	45.216	28.796	40.355	19:36.278
8	1	2:37.173	44.404	43.830	28.508	40.431	22:13.451

23 C.D.E. ULTIMA VUELTA
1. Cristian RUBIO RODRIGUI ROOKIE

1	1	4:07.313	2:10.665	48.431	28.083	40.134	4:07.313
2	1	2:36.485	44.870	43.364	28.194	40.057	6:43.798
3	1	2:36.774	45.761	43.450	27.663	39.900	9:20.572
4	1	2:35.318	43.728	43.405	28.081	40.104	11:55.890
5	1	2:35.280	43.876	43.512	27.912	39.980	14:31.170
6	1	2:36.082	44.915	43.497	27.628	40.042	17:07.252
7	1	2:35.622	44.440	43.339	27.952	39.891	19:42.874
8	1	2:59.794 B	46.879	46.970	32.944	53.001	22:42.668

24 VSR
1. Javier UGALDE MORENO ROOKIE

1	1	7:37.547	5:41.199	45.715	30.249	40.384	7:37.547
2	1	2:35.143	44.074	43.576	27.969	39.524	10:12.690
3	1	2:34.426	43.589	43.316	28.023	39.498	12:47.116
4	1	2:35.041	43.775	43.460	28.142	39.664	15:22.157
5	1	3:03.803 B	45.814	50.029	35.042	52.918	18:25.960

Vlt. P Tiempo Sector 1 Sector 2 Sector 3 Sector 4 T. Sesión

25 C.D.E. ULTIMA VUELTA
1. Manuel COZAR FERNANDEZ ROOKIE
2. Pablo Eduardo ROJAS CO

1	2	3:55.878	1:49.052	50.385	32.205	44.236	3:55.878
2	2	2:48.079	50.880	45.216	31.043	40.940	6:43.957
3	2	2:44.426	46.536	46.513	30.688	40.689	9:28.383
4	2	2:38.413	45.015	44.162	29.108	40.128	12:06.796
5	2	2:38.817	45.070	43.988	28.950	40.809	14:45.613
6	2	2:37.891	44.792	43.966	28.876	40.257	17:23.504
7	2	2:50.461 B	44.696	46.346	31.860	47.559	20:13.965

26 C.D.E. ULTIMA VUELTA
1. Francisco Javier FERNANDEZ ROOKIE

1	1	3:58.072	1:50.451	49.972	33.706	43.943	3:58.072
2	1	2:45.681	47.406	45.209	31.977	41.089	6:43.753
3	1	2:39.453	46.427	44.440	28.542	40.044	9:23.206
4	1	2:38.876	45.744	44.072	28.638	40.422	12:02.082
5	1	2:37.941	44.465	44.312	28.872	40.292	14:40.023
6	1	2:39.103	45.165	44.395	28.922	40.621	17:19.126
7	1	3:09.651	44.850	44.412	1:00.151	40.238	20:28.777

27 C.D.E. ULTIMA VUELTA
1. Marcos DE DIEGO BRAVO

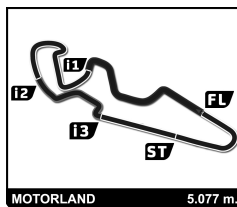
1	1	4:23.467	2:06.522	52.139	33.364	51.442	4:23.467
2	1	3:01.340	51.816	51.321	31.106	47.097	7:24.807
3	1	2:52.947	52.673	50.657	29.294	40.323	10:17.754
4	1	2:35.198	44.087	43.619	27.591	39.901	12:52.952
5	1	2:33.950	43.649	43.202	27.271	39.828	15:26.902
6	1	3:02.926 B	47.392	50.236	32.218	53.080	18:29.828

30 C.D.E. ULTIMA VUELTA
1. Mario CASTRO LORENTE

1	1	4:17.266	2:10.008	50.160	34.775	42.323	4:17.266
2	1	2:48.611	45.019	46.046	36.477	41.069	7:05.877
3	1	2:38.392	44.933	44.140	28.555	40.764	9:44.269
4	1	2:37.698	44.574	44.122	28.626	40.376	12:21.967
5	1	2:38.325	45.020	44.578	28.236	40.491	15:00.292
6	1	2:38.021	44.887	44.219	28.428	40.487	17:38.313
7	1	2:37.945	44.942	44.130	28.406	40.467	20:16.258

33 AKULO MOTORSPORT
1. Sylvain XAVIER SOLER ROOKIE

1	1	3:47.846	1:44.151	49.604	30.928	43.163	3:47.846
2	1	3:03.440	46.837	48.888	45.880	41.835	6:51.286
3	1	2:41.793	46.011	44.951	29.582	41.249	9:33.079
4	1	2:42.675	47.797	44.347	29.141	41.390	12:15.754
5	1	2:41.471	46.297	45.447	28.930	40.797	14:57.225
6	1	2:40.732	45.010	45.772	28.367	41.583	17:37.957
7	1	2:40.026	46.589	44.244	28.903	40.290	20:17.983



SAXO

TROFEO ANIVERSARIO MOTORLAND 2021

Entrenamiento Libre 2

Vuelta a vuelta

— Vuelta invalidada ■ Mejor Personal ■ Mejor de la sesión ■ Cruzando por el pit lane

Vlt.	P	Tiempo	Sector 1	Sector 2	Sector 3	Sector 4	T. Sesión
------	---	--------	----------	----------	----------	----------	-----------

34 VSR 1.Ivan VELASCO SANCHEZ							
1	1	7:28.531	5:28.609	44.627	30.432	44.863	7:28.531
2	1	2:34.084	43.549	43.184	27.389	39.962	10:02.615
3	1	2:33.382	43.338	42.843	27.524	39.677	12:35.997
4	1	2:43.416B	43.420	43.704	28.806	47.486	15:19.413
5	1	4:52.725	2:57.776	44.419	27.903	42.627	20:12.138

36 C.D.E. ULTIMA VUELTA 1.Marc SANCHO MUÑOZ ROOKIE							
1	1	5:18.125	3:15.559	51.933	29.630	41.003	5:18.125
2	1	2:40.167	44.695	45.118	28.772	41.582	7:58.292
3	1	2:38.228	45.744	43.904	28.521	40.059	10:36.520
4	1	2:37.509	44.521	44.164	28.523	40.301	13:14.029
5	1	2:37.751	44.303	44.610	28.394	40.444	15:51.780
6	1	2:37.668	44.459	44.153	28.609	40.447	18:29.448
7	1	2:39.838	44.340	46.149	29.125	40.224	21:09.286

37 C.D.E. ULTIMA VUELTA 1.Enrique HERNANDO ALOI							
1	1	4:27.698	2:30.802	45.221	29.120	42.555	4:27.698
2	1	2:36.699	43.587	43.919	28.645	40.548	7:04.397
3	1	2:35.541	43.894	43.871	27.724	40.052	9:39.938
4	1	2:38.492	46.984	43.417	28.221	39.870	12:18.430
5	1	2:35.145	43.759	43.541	27.921	39.924	14:53.575
6	1	2:35.395	43.946	43.465	27.839	40.145	17:28.970
7	1	2:41.911B	44.030	43.944	28.391	45.546	20:10.881

44 C.D.E. ULTIMA VUELTA 1.Israel ALVAREZ ALVAREZ							
1	1	10:52.410	8:55.652	47.014	29.478	40.266	10:52.410
2	1	2:53.249	43.890	44.050	44.256	41.053	13:45.659
3	1	2:36.436	43.956	43.949	28.333	40.198	16:22.095
4	1	2:36.707	44.607	43.887	28.312	39.901	18:58.802
5	1	2:36.557	44.405	43.826	28.416	39.910	21:35.359

47 ESCUDERIA MALLORCA COMPET ROOKIE 1.Marti FAJEDA REINA							
1	1	3:30.439	1:29.475	48.103	30.044	42.817	3:30.439
2	1	2:39.832	45.115	45.267	29.208	40.242	6:10.271
3	1	2:38.156	44.152	44.990	28.572	40.442	8:48.427
4	1	2:39.052	45.858	44.654	28.259	40.281	11:27.479
5	1	2:38.519	44.487	44.608	28.416	41.008	14:05.998
6	1	2:39.128	44.593	44.616	29.229	40.690	16:45.126
7	1	2:37.829	44.158	44.804	28.338	40.529	19:22.955
8	1	2:37.907	44.179	45.047	28.451	40.230	22:00.862

51 ESCUDERIA CENTRO ROOKIE 1.Jorge PEREZ MARTINEZ 2.Adrian MARTINEZ PEREZ							
---	--	--	--	--	--	--	--

Vlt.	P	Tiempo	Sector 1	Sector 2	Sector 3	Sector 4	T. Sesión
1	2	3:12.453	1:04.771	52.824	33.434	41.424	3:12.453
2	2	2:42.549	46.282	45.968	29.646	40.653	5:55.002
3	2	2:41.173	45.903	45.284	29.386	40.600	8:36.175
4	2	2:41.616	46.833	44.975	29.275	40.533	11:17.791
5	2	2:39.946	45.118	45.453	28.876	40.499	13:57.737
6	2	2:40.576	45.821	45.291	29.345	40.119	16:38.313
7	2	2:39.383	45.321	44.556	29.225	40.281	19:17.696
8	2	3:23.681B	52.321	55.725	34.412	1:01.223	22:41.377

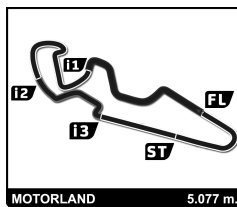
69 C.D.E. ULTIMA VUELTA ROOKIE 1.Martin Manuel NARDI SOL							
1	1	6:02.259	3:59.221	51.487	30.643	40.908	6:02.259
2	1	3:45.568B	48.596	1:12.067	34.807	1:10.098	9:47.827

70 EFICAR TEAM 1.Santiago CASTILLA SALIN							
1	1	7:15.373B	5:08.981	45.804	32.268	48.320	7:15.373
2	1	3:33.409	1:39.047	45.502	28.509	40.351	10:48.782
3	1	2:36.037	44.131	43.728	27.929	40.249	13:24.819
4	1	2:36.173	44.196	43.793	28.188	39.996	16:00.992
5	1	2:35.651	43.829	43.802	27.896	40.124	18:36.643
6	1	2:43.230B	43.812	43.271	27.921	48.226	21:19.873

72 C.D.E. ULTIMA VUELTA 1.Rafael CAMACHO ANGUL							
1	1	3:41.572	1:45.934	46.085	29.146	40.407	3:41.572
2	1	2:35.938	43.880	44.046	28.203	39.809	6:17.510
3	1	2:34.970	44.110	43.532	27.627	39.701	8:52.480
4	1	2:34.781	43.710	43.272	28.109	39.690	11:27.261
5	1	2:34.601	43.869	43.421	27.617	39.694	14:01.862
6	1	2:35.182	43.891	43.207	28.305	39.779	16:37.044
7	1	2:35.130	44.116	43.497	27.517	40.000	19:12.174
8	1	2:34.552	44.078	43.279	27.558	39.637	21:46.726

74 C.D.E. ULTIMA VUELTA 1.Ricardo JIMENEZ MENDE							
1	1	3:46.287	1:40.759	50.376	31.119	44.033	3:46.287
2	1	2:36.388	43.924	43.667	27.772	41.025	6:22.675
3	1	2:56.675	47.161	50.006	34.942	44.566	9:19.350
4	1	2:35.686	44.310	43.431	27.739	40.206	11:55.036
5	1	2:56.664	44.198	48.142	35.616	48.708	14:51.700
6	1	2:56.360	44.164	43.693	27.868	1:00.635	17:48.060
7	1	2:57.027	49.983	48.729	31.832	46.483	20:45.087

76 AD CLEMENTE ARROYO ROOKIE 1.Julian MAZUECOS FERNANDEZ							
1	1	3:43.255	1:45.972	47.502	29.555	40.226	3:43.255
2	1	2:34.477	43.697	43.144	28.309	39.327	6:17.732
3	1	3:16.668	1:00.778	53.772	33.949	48.169	9:34.400
4	1	2:35.098	44.030	43.381	27.943	39.744	12:09.498
5	1	2:41.097B	43.412	43.301	29.288	45.096	14:50.595



SAXO

TROFEO ANIVERSARIO MOTORLAND 2021

Entrenamiento Libre 2

Vuelta a vuelta

— Vuelta invalidada

■ Mejor Personal

■ Mejor de la sesión

■ Cruzando por el pit lane

Vlt.	P	Tiempo	Sector 1	Sector 2	Sector 3	Sector 4	T. Sesión
6	1	4:01.430	2:00.625	47.440	32.467	40.898	18:52.025
7	1	2:34.473	44.105	43.056	27.786	39.526	21:26.498

77 VSR 1.Alfonso GARCIA CASARE:							
1	1	5:14.805	3:20.742	45.795	28.315	39.953	5:14.805
2	1	2:34.496	43.766	43.328	27.770	39.632	7:49.301
3	1	2:33.549	43.398	43.091	27.343	39.717	10:22.850
4	1	2:33.879	43.415	43.465	27.508	39.491	12:56.729
5	1	2:33.802	43.690	43.157	27.404	39.551	15:30.531
6	1	2:40.593	46.853	43.868	28.561	41.311	18:11.124
7	1	2:33.378	43.196	42.852	27.490	39.840	20:44.502

80 C.D.E. ULTIMA VUELTA 1.Fernando PANIAGUA DUF							
1	1	3:35.088	1:30.978	45.387	34.050	44.673	3:35.088
2	1	2:38.302	45.461	44.664	28.187	39.990	6:13.390
3	1	2:35.556	43.850	44.033	27.885	39.788	8:48.946
4	1	2:42.884B	43.869	44.593	28.074	46.348	11:31.830
5	1	3:58.371	2:06.145	44.235	27.804	40.187	15:30.201
6	1	2:37.745	44.801	44.055	28.789	40.100	18:07.946
7	1	2:37.176	44.130	43.974	28.166	40.906	20:45.122

81 SMC JUNIOR 1.Iñigo MORENO DE CALA							
1	1	5:29.524	3:33.566	45.956	29.694	40.308	5:29.524
2	1	2:54.255	44.349	44.084	29.149	56.673	8:23.779
3	1	2:38.830	45.247	44.341	28.945	40.297	11:02.609
4	1	2:37.429	44.544	44.299	28.486	40.100	13:40.038
5	1	2:37.054	44.544	43.913	28.308	40.289	16:17.092
6	1	2:37.225	44.584	43.784	28.494	40.363	18:54.317
7	1	2:40.078	47.085	44.182	28.560	40.251	21:34.395

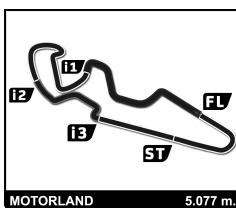
88 C.D.E. ULTIMA VUELTA 1.Pablo BLANCO AVILEO ROOKIE							
1	1	5:09.813	3:08.888	47.598	31.808	41.519	5:09.813
2	1	2:42.819	46.662	45.145	30.074	40.938	7:52.632
3	1	3:33.198B	45.158	1:23.377	33.000	51.663	11:25.830
4	1	5:29.368	3:30.078	46.773	30.657	41.860	16:55.198
5	1	2:43.303	46.372	46.760	29.463	40.708	19:38.501
6	1	2:40.812	45.213	45.585	29.480	40.534	22:19.313

89 ESCUDERIA GREDOS 1.Fernando MARQUES IGN/ 2.Jesus JIMENEZ RODRIGL ROOKIE							
1	2	3:20.044	1:15.003	51.831	32.154	41.056	3:20.044
2	2	2:38.813	45.199	44.497	28.627	40.490	5:58.857
3	2	2:37.812	44.530	44.569	28.399	40.314	8:36.669
4	2	2:37.998	45.477	44.474	28.336	39.711	11:14.667
5	2	2:36.953	44.036	44.343	28.471	40.103	13:51.620
6	2	2:37.024	44.665	43.971	28.276	40.112	16:28.644
7	2	2:36.660	44.231	44.152	28.096	40.181	19:05.304

Vlt.	P	Tiempo	Sector 1	Sector 2	Sector 3	Sector 4	T. Sesión
8	2	2:36.787	44.507	43.857	28.314	40.109	21:42.091

93 CLUB JARAMA SPORT 1.Sergio GARCIA SARDINA							
1	1	7:13.795	5:01.140	50.814	38.387	43.454	7:13.795
2	1	3:06.962	46.829	46.811	47.549	45.773	10:20.757
3	1	2:57.025	45.354	46.937	42.611	42.123	13:17.782
4	1	2:42.333	45.411	46.101	29.512	41.309	16:00.115
5	1	3:33.414B	46.835	45.602	54.570	1:06.407	19:33.529

94 C.D.E. ULTIMA VUELTA 1.Angel CERVERA ROJAS ROOKIE							
1	1	4:18.641	2:07.733	51.472	33.831	45.605	4:18.641
2	1	2:48.105	47.183	46.360	33.070	41.492	7:06.746
3	1	2:42.539	45.551	44.937	29.836	42.215	9:49.285
4	1	2:43.766	46.836	45.734	29.686	41.510	12:33.051
5	1	2:42.645	46.089	45.722	29.483	41.351	15:15.696
6	1	2:43.618	47.227	45.282	29.777	41.332	17:59.314
7	1	2:43.966	46.538	45.403	29.200	42.825	20:43.280



SAXO

TROFEO ANIVERSARIO MOTORLAND 2021

Entrenamiento Cronometrado

Clasificación Final por Clase

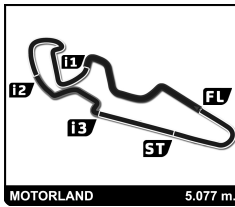
Nº Pilotos	Equipo	Coche	Tiempo	Vlt.	Total	Dif.	Km/h
ROOKIE							
1	23 C. RUBIO RODRIGUEZ	C.D.E. ULTIMA VUELTA	2:33.508	7	8		119.1
2	76 J. MAZUECOS FERNANDEZ	AD CLEMENTE ARROYO	2:33.521	10	13	+0.013	+0.013 119.1
3	24 J. UGALDE MORENO	VSR	2:34.280	9	13	+0.772	+0.759 118.5
4	6 F. COMENDADOR DIAZ-MAROTO	DEYSCOM SPORT	2:35.136	5	13	+1.628	+0.856 117.8
5	7 A. RUIZ DE LA HERMOSA CORREA	C.D.E. ULTIMA VUELTA	2:35.664	8	13	+2.156	+0.528 117.4
6	88 P. BLANCO AVILEO	C.D.E. ULTIMA VUELTA	2:35.833	14	14	+2.325	+0.169 117.3
7	22 G. IBAÑEZ BARREIRO	AUTOMOVIL CLUB ZARAGOZA	2:35.916	5	11	+2.408	+0.083 117.2
8	89 F. MARQUES IGNACIO / J. JIMENEZ RODRIGUEZ	ESCUDERIA GREDOS	2:36.096	8	12	+2.588	+0.180 117.1
9	47 M. FAJEDA REINA	ESCUDERIA MALLORCA COMPETICIO	2:36.147	9	13	+2.639	+0.051 117.1
10	26 F. FERNANDEZ-BRAVO GARCIA	C.D.E. ULTIMA VUELTA	2:36.330	5	13	+2.822	+0.183 116.9
11	36 M. SANCHO MUÑOZ	C.D.E. ULTIMA VUELTA	2:36.817	9	13	+3.309	+0.487 116.6
12	25 M. COZAR FERNANDEZ / P. ROJAS CONTARDO	C.D.E. ULTIMA VUELTA	2:37.334	8	13	+3.826	+0.517 116.2
13	94 A. CERVERA ROJAS	C.D.E. ULTIMA VUELTA	2:38.119	12	13	+4.611	+0.785 115.6
14	33 S. XAVIER SOLER	AKULO MOTORSPORT	2:38.156	9	13	+4.648	+0.037 115.6
15	14 A. HONRADO DE LA CRUZ	C.D.E. ULTIMA VUELTA	2:38.466	10	13	+4.958	+0.310 115.3
16	51 J. PEREZ MARTINEZ / A. MARTINEZ PEREZ	ESCUDERIA CENTRO	2:39.950	10	11	+6.442	+1.484 114.3
17	12 D. SANCHEZ PECES	C.D.E. ULTIMA VUELTA	2:48.476	2	3	+14.968	+8.526 108.5
18	3 I. MARTIN NAVAS	C.D.E. ULTIMA VUELTA			12		
19	69 M. NARDI SOLIVELLAS	C.D.E. ULTIMA VUELTA			2		

COCHES #19 - 34 - 74 Y 80 ANULACIÓN DE VUELTAS - LIMITES DE PISTA.ART 13.16 RD COPA SAXO
 COCHE #3 -ANULACIÓN DE TODOS LOS TIEMPOS - INCUMPLIMIENTO ART.6.13 REGLAMENTO TÉCNICO

Hora de publicación:

Estado de pista: **SECO**

Stewards:	Timekeeper: Laia Peinado
------------------	------------------------------------



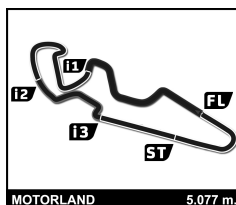
SAXO

TROFEO ANIVERSARIO MOTORLAND 2021

Entrenamiento Cronometrado

Mejores tiempos de sector

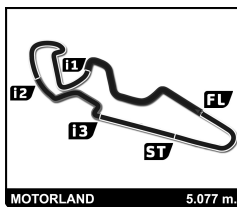
Sector 1		Sector 2		Sector 3		Sector 4		Vuelta	Mejor			
Nº Piloto	Tiempo	Nº Piloto	Tiempo	Nº Piloto	Tiempo	Nº Piloto	Tiempo	Nº	Ideal	Vuelta		
1	34 I.VELASCO SANCHEZ	42.605	34 I.VELASCO SANCHEZ	42.604	23 C.RUBIO RODRIGUEZ	27.282	34 I.VELASCO SANCHEZ	39.191	1	34	2:31.739	2:32.318 (1)
2	76 J.MAZUECOS FERNANDEZ	43.045	37 E.HERNANDO ALONSO	42.912	34 I.VELASCO SANCHEZ	27.339	76 J.MAZUECOS FERNANDEZ	39.306	2	76	2:32.793	2:33.521 (4)
3	70 S.CASTILLA SALINERO	43.070	4 I.DE ANA MORALES	42.916	27 M.DE DIEGO BRAVO	27.368	80 F.PANIAGUA DURAN	39.316	3	27	2:32.837	2:33.006 (2)
4	27 M.DE DIEGO BRAVO	43.088	5 J.LOPEZ POZUELO RIVAS	42.939	77 A.GARCIA CASARES	27.413	8 O.MARTIN GARCIA	39.348	4	23	2:33.137	2:33.508 (3)
5	24 J.UGALDE MORENO	43.343	27 M.DE DIEGO BRAVO	42.951	76 J.MAZUECOS FERNANDEZ	27.451	23 C.RUBIO RODRIGUEZ	39.416	5	77	2:33.333	2:33.808 (6)
6	4 I.DE ANA MORALES	43.380	76 J.MAZUECOS FERNANDEZ	42.991	72 R.CAMACHO ANGULO	27.456	27 M.DE DIEGO BRAVO	39.430	6	37	2:33.477	2:33.829 (7)
7	77 A.GARCIA CASARES	43.389	77 A.GARCIA CASARES	42.995	70 S.CASTILLA SALINERO	27.582	24 J.UGALDE MORENO	39.477	7	72	2:33.564	2:33.612 (5)
8	37 E.HERNANDO ALONSO	43.407	23 C.RUBIO RODRIGUEZ	43.017	37 E.HERNANDO ALONSO	27.608	77 A.GARCIA CASARES	39.536	8	8	2:33.789	2:33.899 (8)
9	23 C.RUBIO RODRIGUEZ	43.422	72 R.CAMACHO ANGULO	43.031	74 R.JIMENEZ MENDEZ	27.653	37 E.HERNANDO ALONSO	39.550	9	24	2:33.875	2:34.280 (11)
10	8 O.MARTIN GARCIA	43.451	8 O.MARTIN GARCIA	43.101	24 J.UGALDE MORENO	27.716	72 R.CAMACHO ANGULO	39.575	10	4	2:33.891	2:34.243 (10)
11	5 J.LOPEZ POZUELO RIVAS	43.467	80 F.PANIAGUA DURAN	43.226	80 F.PANIAGUA DURAN	27.722	4 I.DE ANA MORALES	39.585	11	70	2:33.926	2:34.187 (9)
12	72 R.CAMACHO ANGULO	43.502	74 R.JIMENEZ MENDEZ	43.243	6 F.COMENDADOR DIAZ-MAROTO	27.742	74 R.JIMENEZ MENDEZ	39.608	12	80	2:34.004	2:34.649 (14)
13	13 I.ARQUERO SAZ	43.523	24 J.UGALDE MORENO	43.339	13 I.ARQUERO SAZ	27.808	9 G.GOMAR GOMAR	39.645	13	5	2:34.137	2:34.625 (13)
14	44 I.ALVAREZ ALVAREZ	43.623	70 S.CASTILLA SALINERO	43.384	8 O.MARTIN GARCIA	27.889	5 J.LOPEZ POZUELO RIVAS	39.671	14	74	2:34.261	2:34.502 (12)
15	81 I.MORENO DE CALA CORREA	43.647	6 F.COMENDADOR DIAZ-MAROTO	43.392	81 I.MORENO DE CALA CORREA	27.965	25 M.COZAR FERNANDEZ	39.673	15	13	2:34.477	2:35.096 (17)
16	19 F.NAVARRETE RODRIGO	43.667	7 F.COMENDADOR DIAZ-MAROTO	43.422	44 I.ALVAREZ ALVAREZ	27.976	13 I.ARQUERO SAZ	39.697	16	6	2:34.739	2:35.136 (18)
17	80 F.PANIAGUA DURAN	43.740	81 I.MORENO DE CALA CORREA	43.427	4 I.DE ANA MORALES	28.010	7 A.RUIZ DE LA HERMOSA CORREA	39.699	17	81	2:34.835	2:34.985 (15)
18	6 F.COMENDADOR DIAZ-MAROTO	43.740	30 M.CASTRO LORENTE	43.442	21 S.CABAL DIEZ	28.044	88 P.BLANCO AVILEO	39.729	18	44	2:34.895	2:35.059 (16)
19	74 R.JIMENEZ MENDEZ	43.757	13 I.ARQUERO SAZ	43.449	30 M.CASTRO LORENTE	28.047	44 I.ALVAREZ ALVAREZ	39.749	19	7	2:35.258	2:35.664 (21)
20	21 S.CABAL DIEZ	43.853	26 F.FERNANDEZ-BRAVO GARCIA	43.475	89 F.MARQUES IGNACIO	28.050	22 G.IBAÑEZ BARREIRO	39.773	20	19	2:35.447	2:35.638 (20)
21	30 M.CASTRO LORENTE	43.858	44 I.ALVAREZ ALVAREZ	43.547	5 J.LOPEZ POZUELO RIVAS	28.060	81 I.MORENO DE CALA CORREA	39.796	21	21	2:35.495	2:35.571 (19)
22	47 M.FAJEDA REINA	43.876	88 P.BLANCO AVILEO	43.675	47 M.FAJEDA REINA	28.077	21 S.CABAL DIEZ	39.840	22	9	2:35.577	2:36.396 (28)
23	17 F.PEREZ SIERRA	43.986	22 G.IBAÑEZ BARREIRO	43.711	7 A.RUIZ DE LA HERMOSA CORREA	28.105	89 F.MARQUES IGNACIO	39.851	23	30	2:35.595	2:35.904 (23)
24	36 M.SANCHO MUÑOZ	44.022	9 G.GOMAR GOMAR	43.738	19 F.NAVARRETE RODRIGO	28.115	6 F.COMENDADOR DIAZ-MAROTO	39.865	24	88	2:35.721	2:35.833 (22)
25	7 A.RUIZ DE LA HERMOSA CORREA	44.032	19 F.NAVARRETE RODRIGO	43.756	9 G.GOMAR GOMAR	28.155	70 S.CASTILLA SALINERO	39.890	25	22	2:35.787	2:35.916 (24)
26	9 G.GOMAR GOMAR	44.039	21 S.CABAL DIEZ	43.758	22 G.IBAÑEZ BARREIRO	28.225	19 F.NAVARRETE RODRIGO	39.909	26	26	2:35.832	2:36.330 (27)
27	89 F.MARQUES IGNACIO	44.044	89 F.MARQUES IGNACIO	43.951	88 P.BLANCO AVILEO	28.242	51 J.PEREZ MARTINEZ	39.954	27	47	2:35.894	2:36.147 (26)
28	26 F.FERNANDEZ-BRAVO GARCIA	44.066	47 M.FAJEDA REINA	43.962	17 F.PEREZ SIERRA	28.245	26 F.FERNANDEZ-BRAVO GARCIA	39.962	28	89	2:35.896	2:36.096 (25)
29	88 P.BLANCO AVILEO	44.075	51 J.PEREZ MARTINEZ	43.970	25 M.COZAR FERNANDEZ	28.327	47 M.FAJEDA REINA	39.979	29	25	2:36.422	2:37.334 (30)
30	22 G.IBAÑEZ BARREIRO	44.078	33 S.XAVIER SOLER	44.025	26 F.FERNANDEZ-BRAVO GARCIA	28.329	36 M.SANCHO MUÑOZ	40.007	30	36	2:36.667	2:36.817 (29)
31	25 M.COZAR FERNANDEZ	44.230	36 M.SANCHO MUÑOZ	44.181	14 A.HONRADO DE LA CRUZ	28.370	30 M.CASTRO LORENTE	40.248	31	17	2:36.784	2:38.372 (33)
32	94 A.CERVERA ROJAS	44.352	25 M.COZAR FERNANDEZ	44.192	36 M.SANCHO MUÑOZ	28.457	17 F.PEREZ SIERRA	40.265	32	33	2:37.268	2:38.156 (32)
33	33 S.XAVIER SOLER	44.377	14 A.HONRADO DE LA CRUZ	44.207	33 S.XAVIER SOLER	28.483	3 I.MARTIN NAVAS	40.275	33	51	2:37.583	2:39.950 (37)
34	11 M.MANUEL GONZALEZ	44.685	17 F.PEREZ SIERRA	44.288	11 M.MANUEL GONZALEZ	28.666	33 S.XAVIER SOLER	40.383	34	14	2:37.936	2:38.466 (34)
35	14 A.HONRADO DE LA CRUZ	44.893	11 M.MANUEL GONZALEZ	44.350	94 A.CERVERA ROJAS	28.690	11 M.MANUEL GONZALEZ	40.388	35	94	2:38.059	2:38.119 (31)
36	51 J.PEREZ MARTINEZ	44.900	94 A.CERVERA ROJAS	44.379	51 J.PEREZ MARTINEZ	28.759	14 A.HONRADO DE LA CRUZ	40.466	36	11	2:38.089	2:39.103 (36)
37	3 I.MARTIN NAVAS	44.913	3 I.MARTIN NAVAS	44.422	3 I.MARTIN NAVAS	28.834	94 A.CERVERA ROJAS	40.638	37	3	2:38.444	2:38.936 (35)
38	93 S.GARCIA SARDINA	44.956	93 S.GARCIA SARDINA	44.826	20 J.BARTOL SALAZAR	29.771	93 S.GARCIA SARDINA	41.022	38	93	2:40.602	2:41.630 (38)
39	20 J.BARTOL SALAZAR	45.389	20 J.BARTOL SALAZAR	45.171	93 S.GARCIA SARDINA	29.798	20 J.BARTOL SALAZAR	41.229	39	20	2:41.560	2:41.916 (39)
40	12 D.SANCHEZ PECES	46.836	12 D.SANCHEZ PECES	45.881	12 D.SANCHEZ PECES	30.929	12 D.SANCHEZ PECES	42.863	40	12	2:46.509	2:48.476 (40)



SAXO TROFEO ANIVERSARIO MOTORLAND 2021 Entrenamiento Cronometrado

Mejores velocidades máximas

Equipo	Coche	Clase	Piloto V.Max.	V.Max 1 Km/h Vlt.	V.Max 2 Km/h Vlt.	V.Max 3 Km/h Vlt.	V.Max 4 Km/h Vlt.	V.Max 5 Km/h Vlt.	Pro
9 EFICAR TEAM			G. GOMAR GOMAR	178.5 11	175.9 3	175.9 12	175.0 9	173.9 10	175,8
13 C.D.E. ULTIMA VUELTA			I. ARQUERO SAZ	177.6 9	176.5 3	176.2 5	175.6 4	175.6 11	176,3
76 AD CLEMENTE ARROYO		ROOKIE	J. MAZUECOS FERNANDEZ	177.3 10	177.3 12	177.0 4	176.8 11	175.9 6	176,9
7 C.D.E. ULTIMA VUELTA		ROOKIE	A. RUIZ DE LA HERMOSA CORREA	177.0 4	176.2 1	175.9 2	175.9 10	175.0 9	176,0
21 RASANTE SPORT			S. CABAL DIEZ	177.0 8	176.8 7	173.6 11	173.4 2	173.4 3	174,8
23 C.D.E. ULTIMA VUELTA		ROOKIE	C. RUBIO RODRIGUEZ	176.8 6	176.5 2	175.6 1	174.2 4	173.4 3	175,3
37 C.D.E. ULTIMA VUELTA			E. HERNANDO ALONSO	176.8 9	175.3 11	175.0 4	174.2 3	174.2 12	175,1
77 VSR			A. GARCIA CASARES	176.5 11	174.8 9	173.9 10	173.4 4	173.4 8	174,4
24 VSR		ROOKIE	J. UGALDE MORENO	176.2 10	175.6 12	175.3 9	174.2 8	173.4 11	174,9
34 VSR			I. VELASCO SANCHEZ	176.2 3	175.9 5	175.9 2	174.8 7	174.5 6	175,5
51 ESCUDERIA CENTRO		ROOKIE	J. PEREZ MARTINEZ	176.2 9	175.0 8	172.2 10	171.7 6	171.7 5	173,4
74 C.D.E. ULTIMA VUELTA			R. JIMENEZ MENDEZ	176.2 10	175.0 5	173.4 7	172.0 4	171.4 3	173,6
88 C.D.E. ULTIMA VUELTA		ROOKIE	P. BLANCO AVILEO	175.9 9	175.9 10	175.9 11	175.6 13	175.6 14	175,8
17 C.D.E. ULTIMA VUELTA			F. PEREZ SIERRA	175.6 8	174.5 11	174.2 10	173.9 12	173.1 4	174,3
36 C.D.E. ULTIMA VUELTA		ROOKIE	M. SANCHO MUÑOZ	175.6 10	175.3 12	173.6 5	173.6 9	173.6 11	174,3
19 C.D.E. ULTIMA VUELTA			F. NAVARRETE RODRIGO	175.3 5	174.8 4	173.6 3	171.7 1	170.9 2	173,3
72 C.D.E. ULTIMA VUELTA			R. CAMACHO ANGULO	175.3 11	175.0 10	174.5 12	174.2 9	173.6 4	174,5
25 C.D.E. ULTIMA VUELTA		ROOKIE	M. COZAR FERNANDEZ	175.0 5	174.8 10	174.2 8	173.6 12	173.4 11	174,2
44 C.D.E. ULTIMA VUELTA			I. ALVAREZ ALVAREZ	175.0 9	174.2 5	173.4 4	172.8 8	172.5 2	173,6
4 ISRAEL DE ANA MORALES			I. DE ANA MORALES	174.8 4	173.1 3	172.8 5	170.6 7	168.0 6	171,9
8 PROMOTION MOTORSPORT			O. MARTIN GARCIA	174.8 4	173.9 5	173.1 3	172.8 2	172.0 7	173,3
22 AUTOMOVIL CLUB ZARAGOZA		ROOKIE	G. IBAÑEZ BARREIRO	174.8 10	174.5 8	173.9 7	171.7 5	171.7 1	173,3
5 EFICAR TEAM			J. LOPEZ POZUELO RIVAS	174.5 5	173.9 3	173.6 8	173.6 4	166.4 2	172,4
27 C.D.E. ULTIMA VUELTA			M. DE DIEGO BRAVO	174.5 5	174.5 3	173.9 4	169.8 8	165.9 2	171,7
81 SMC JUNIOR			I. MORENO DE CALA CORREA	174.5 8	173.9 11	173.9 12	173.6 9	172.8 3	173,7
89 ESCUDERIA GREDOS		ROOKIE	F. MARQUES IGNACIO	174.5 9	172.8 8	172.8 10	172.5 11	171.4 7	172,8
33 AKULO MOTORSPORT		ROOKIE	S. XAVIER SOLER	174.2 7	173.4 4	172.8 5	172.8 12	172.0 6	173,0
80 C.D.E. ULTIMA VUELTA			F. PANIAGUA DURAN	174.2 3	174.2 4	173.4 2	173.4 12	172.8 13	173,6
26 C.D.E. ULTIMA VUELTA		ROOKIE	F. FERNANDEZ-BRAVO GARCIA	173.9 12	173.4 2	173.4 9	173.4 10	172.8 13	173,4
47 ESCUDERIA MALLORCA COMPETICIÓN		ROOKIE	M. FAJEDA REINA	173.6 13	172.8 2	172.8 11	172.5 9	172.5 10	172,8
70 EFICAR TEAM			S. CASTILLA SALINERO	173.6 4	173.6 3	173.1 2	171.4 6	170.6 1	172,5
14 C.D.E. ULTIMA VUELTA		ROOKIE	A. HONRADO DE LA GRUZ	173.4 11	173.1 9	173.1 10	172.8 12	172.2 4	172,9
6 DEYSCOM SPORT		ROOKIE	F. COMENDADOR DIAZ-MAROTO	172.8 7	172.8 13	172.5 9	172.2 3	172.0 5	172,5
11 C.D.E. ULTIMA VUELTA			M. MANUEL GONZALEZ	172.8 9	170.9 11	170.6 3	170.3 8	170.1 10	170,9
30 C.D.E. ULTIMA VUELTA			M. CASTRO LORENTE	172.8 11	172.0 6	171.7 10	171.4 3	171.4 4	171,9
94 C.D.E. ULTIMA VUELTA		ROOKIE	A. CERVERA ROJAS	172.5 11	171.2 12	170.9 10	169.5 2	169.5 3	170,7
3 C.D.E. ULTIMA VUELTA		ROOKIE	I. MARTIN NAVAS	172.2 11	172.0 3	172.0 10	171.7 6	171.7 9	171,9
20 C.D.E. ULTIMA VUELTA			J. BARTOL SALAZAR	172.0 10	170.6 2	170.6 11	169.5 3	168.5 4	170,2
93 CLUB JARAMA SPORT			S. GARCIA SARDINA	167.7 3	166.4 1	127.8 2	70.0 4		133,0
12 C.D.E. ULTIMA VUELTA		ROOKIE	D. SANCHEZ PECES	165.9 1	162.4 2	159.8 3			162,7
69 C.D.E. ULTIMA VUELTA		ROOKIE	M. NARDI SOLIVELLAS	164.4 1	156.5 2				160,5



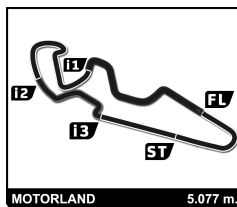
SAXO

TROFEO ANIVERSARIO MOTORLAND 2021

Entrenamiento Cronometrado

Secuencia de vueltas rápidas

T. Sesión	Nº Equipo	Coche	Clase	Piloto	Tiempo	Km/h	Vlt.
5:19.278	24 VSR		ROOKIE	Javier UGALDE MORENO	2:35.657	117.4	2
5:37.614	8 PROMOTION MOTORSPORT			Oliver MARTIN GARCIA	2:34.145	118.6	2
5:40.496	37 C.D.E. ULTIMA VUELTA			Enrique HERNANDO ALONSO	2:34.115	118.6	2
5:42.859	34 VSR			Ivan VELASCO SANCHEZ	2:33.331	119.2	2
8:15.392	34 VSR			Ivan VELASCO SANCHEZ	2:32.533	119.8	3
18:29.342	34 VSR			Ivan VELASCO SANCHEZ	2:32.318	120.0	7



SAXO

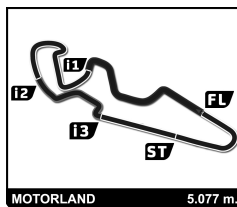
TROFEO ANIVERSARIO MOTORLAND 2021

Entrenamiento Cronometrado

Vuelta a vuelta

— Vuelta invalidada ■ Mejor Personal ■ Mejor de la sesión B Cruzando por el pit lane

Vlt.	P	Tiempo	Sector 1	Sector 2	Sector 3	Sector 4	T. Sesión	Vlt.	P	Tiempo	Sector 1	Sector 2	Sector 3	Sector 4	T. Sesión		
3	C.D.E. ULTIMA VUELTA 1.Ivan Manuel MARTIN NAV. ROOKIE							<table border="1"> <tr> <td>13</td> <td>1</td> <td>2:35.403</td> <td>44.117</td> <td>43.466</td> <td>27.742</td> <td>40.078</td> <td>36:56.797</td> </tr> </table>	13	1	2:35.403	44.117	43.466	27.742	40.078	36:56.797	
	13	1	2:35.403	44.117	43.466	27.742	40.078		36:56.797								
	1	1	3:51.175	1:33.918	54.172	36.575	46.510		3:51.175								
	2	1	2:53.835	50.509	47.651	33.854	41.821		6:45.010								
	3	1	2:59.024	47.911	47.998	32.590	50.525		9:44.034								
	4	1	4:02.504	2:04.940	45.997	30.384	41.183		13:46.538								
	5	1	2:43.928	45.755	45.548	31.025	41.600		16:30.466								
	6	1	2:38.936	44.982	44.422	29.127	40.405		19:09.402								
	7	1	2:53.378	45.298	44.807	42.633	40.640		22:02.780								
	8	1	2:39.726	45.101	44.883	29.057	40.685		24:42.506								
	9	1	2:39.752	45.129	44.581	29.138	40.904		27:22.258								
	10	1	2:39.398	44.964	44.690	29.085	40.659		30:01.656								
	11	1	2:39.631	44.913	45.609	28.834	40.275		32:41.287								
12	1	2:53.161	B	45.212	44.990	33.899	49.060	35:34.448									
4	ISRAEL DE ANA MORALES 1.Israel DE ANA MORALES							<table border="1"> <tr> <td>14</td> <td>1</td> <td>2:45.247</td> <td>47.957</td> <td>44.279</td> <td>32.990</td> <td>40.021</td> <td>2:45.247</td> </tr> </table>	14	1	2:45.247	47.957	44.279	32.990	40.021	2:45.247	
	14	1	2:45.247	47.957	44.279	32.990	40.021		2:45.247								
	1	1	3:59.748	1:52.813	50.941	31.628	44.366		3:59.748								
	2	1	2:42.328	45.613	45.607	30.459	40.649		6:42.076								
	3	1	2:34.926	43.713	43.144	28.010	40.059		9:17.002								
	4	1	2:34.243	43.656	42.916	28.086	39.585		11:51.245								
	5	1	2:57.244	43.380	54.720	38.855	40.289		14:48.489								
	6	1	2:43.864	B	44.421	44.571	28.922		45.950	17:32.353							
	7	1	8:51.824	6:56.694	45.693	29.357	40.080		26:24.177								
8	1	2:59.738	B	44.755	52.095	31.848	51.040	29:23.915									
5	EFICAR TEAM 1.Jesus LOPEZ POZUELO F							<table border="1"> <tr> <td>15</td> <td>1</td> <td>2:49.007</td> <td>B</td> <td>45.395</td> <td>44.654</td> <td>31.354</td> <td>47.604</td> <td>10:59.978</td> </tr> </table>	15	1	2:49.007	B	45.395	44.654	31.354	47.604	10:59.978
	15	1	2:49.007	B	45.395	44.654	31.354		47.604	10:59.978							
	1	1	3:58.602	1:52.138	50.550	31.953	43.961		3:58.602								
	2	1	2:42.767	45.583	45.841	30.057	41.286		6:41.369								
	3	1	2:34.912	44.093	42.939	28.097	39.783		9:16.281								
	4	1	2:34.625	43.467	43.211	28.276	39.671		11:50.906								
	5	1	2:35.228	44.268	43.162	28.060	39.738		14:26.134								
	6	1	2:51.645	45.975	49.548	33.991	42.131		17:17.779								
	7	1	2:48.413	44.368	48.533	31.254	44.258		20:06.192								
	8	1	2:34.732	43.627	43.220	28.070	39.815		22:40.924								
9	1	3:33.608	B	49.134	56.372	40.777	1:07.325	26:14.532									
6	DEYSCOM SPORT 1.Francisco COMENDADOR ROOKIE							<table border="1"> <tr> <td>16</td> <td>1</td> <td>2:36.670</td> <td>44.329</td> <td>44.329</td> <td>43.711</td> <td>28.889</td> <td>39.741</td> <td>28:16.198</td> </tr> </table>	16	1	2:36.670	44.329	44.329	43.711	28.889	39.741	28:16.198
	16	1	2:36.670	44.329	44.329	43.711	28.889		39.741	28:16.198							
	1	1	2:54.185	54.791	45.000	33.410	40.984		2:54.185								
	2	1	2:35.672	44.060	43.600	27.970	40.042		5:29.857								
	3	1	2:36.984	44.249	43.582	28.674	40.479		8:06.841								
	4	1	2:52.256	44.455	44.537	29.021	54.243		10:59.097								
	5	1	2:35.136	43.740	43.392	28.139	39.865		13:34.233								
	6	1	2:35.675	44.137	43.425	28.006	40.107		16:09.908								
	7	1	2:56.166	B	43.853	43.526	29.267		59.520	19:06.074							
	8	1	4:44.366	2:51.198	44.507	28.324	40.337		23:50.440								
	9	1	2:35.829	44.215	43.478	27.995	40.141		26:26.269								
	10	1	2:36.311	44.173	43.954	28.135	40.049		29:02.580								
11	1	2:39.487	44.427	44.051	28.867	42.142	31:42.067										
12	1	2:39.327	44.289	43.922	28.247	42.869	34:21.394										
7	C.D.E. ULTIMA VUELTA 1.Alvaro RUIZ DE LA HERM ROOKIE							<table border="1"> <tr> <td>17</td> <td>1</td> <td>2:49.416</td> <td>B</td> <td>45.578</td> <td>43.903</td> <td>28.236</td> <td>51.699</td> <td>31:05.614</td> </tr> </table>	17	1	2:49.416	B	45.578	43.903	28.236	51.699	31:05.614
	17	1	2:49.416	B	45.578	43.903	28.236		51.699	31:05.614							
	1	1	2:45.247	47.957	44.279	32.990	40.021		2:45.247								
	2	1	2:36.028	44.150	43.422	28.488	39.968		5:21.275								
	3	1	2:49.696	56.345	44.307	28.705	40.339		8:10.971								
	4	1	2:49.007	B	45.395	44.654	31.354		47.604	10:59.978							
	5	1	4:12.436	2:18.826	43.752	29.297	40.561		15:12.414								
	6	1	2:38.844	44.546	44.588	29.813	39.897		17:51.258								
	7	1	2:36.021	44.032	43.868	28.422	39.699		20:27.279								
	8	1	2:35.664	44.192	43.531	28.105	39.836		23:02.943								
	9	1	2:36.585	44.293	43.835	28.463	39.994		25:39.528								
	10	1	2:36.670	44.329	43.711	28.889	39.741		28:16.198								
	11	1	2:49.416	B	45.578	43.903	28.236		51.699	31:05.614							
12	1	3:53.542	2:01.221	43.985	28.516	39.820	34:59.156										
13	1	2:39.212	44.469	44.996	29.712	40.035	37:38.368										
8	PROMOTION MOTORSPORT 1.Oliver MARTIN GARCIA							<table border="1"> <tr> <td>18</td> <td>1</td> <td>2:39.924</td> <td>43.806</td> <td>45.180</td> <td>31.360</td> <td>39.578</td> <td>10:51.437</td> </tr> </table>	18	1	2:39.924	43.806	45.180	31.360	39.578	10:51.437	
	18	1	2:39.924	43.806	45.180	31.360	39.578		10:51.437								
	1	1	3:03.469	1:07.752	45.379	30.553	39.785		3:03.469								
	2	1	2:34.145	43.523	43.265	27.889	39.468		5:37.614								
	3	1	2:33.899	43.456	43.101	27.941	39.401		8:11.513								
	4	1	2:39.924	43.806	45.180	31.360	39.578		10:51.437								
	5	1	2:33.905	43.451	43.144	27.962	39.348		13:25.342								
	6	1	3:04.935	B	44.635	51.680	32.697		55.923	16:30.277							
	7	1	9:19.678	7:27.182	44.323	28.388	39.785		25:49.955								
	8	1	2:54.637	B	43.663	43.401	29.056		58.517	28:44.592							
9	EFICAR TEAM 1.Gustavo GOMAR GOMAR							<table border="1"> <tr> <td>19</td> <td>1</td> <td>2:48.653</td> <td>55.753</td> <td>44.436</td> <td>28.819</td> <td>39.645</td> <td>34:09.524</td> </tr> </table>	19	1	2:48.653	55.753	44.436	28.819	39.645	34:09.524	
	19	1	2:48.653	55.753	44.436	28.819	39.645		34:09.524								
	1	1	3:16.083	1:20.577	44.873	29.830	40.803		3:16.083								
	2	1	2:38.269	44.736	44.424	28.858	40.251		5:54.352								
	3	1	2:38.143	44.330	44.634	29.147	40.032		8:32.495								
	4	1	2:36.770	44.039	43.971	28.604	40.156		11:09.265								
	5	1	3:12.686	53.272	56.156	41.145	42.113		14:21.951								
	6	1	2:36.396	44.124	43.738	28.470	40.064		16:58.347								
	7	1	3:12.759	B	52.742	50.898	36.133		52.986	20:11.106							
	8	1	4:17.698	B	2:19.654	44.567	29.185		44.292	24:28.804							
	9	1	4:15.435	2:22.712	44.067	28.510	40.146		28:44.239								
	10	1	2:36.632	44.150	44.143	28.299	40.040		31:20.871								
11	1	2:48.653	55.753	44.436	28.819	39.645	34:09.524										
12	1	2:36.404	44.223	44.036	28.155	39.990	36:45.928										
11	C.D.E. ULTIMA VUELTA 1.Marcos MANUEL GONZAL							<table border="1"> <tr> <td>20</td> <td>1</td> <td>2:40.946</td> <td>45.564</td> <td>45.245</td> <td>29.503</td> <td>40.634</td> <td>8:59.623</td> </tr> </table>	20	1	2:40.946	45.564	45.245	29.503	40.634	8:59.623	
	20	1	2:40.946	45.564	45.245	29.503	40.634		8:59.623								
	1	1	3:37.477	1:27.915	50.845	33.980	44.737		3:37.477								
	2	1	2:41.200	46.004	44.610	29.538	41.048		6:18.677								
	3	1	2:40.946	45.564	45.245	29.503	40.634		8:59.623								
	4	1	3:00.100	45.011	45.150	48.950	40.989		11:59.723								
	5	1	2:49.204	45.180	44.562	37.987	41.475		14:48.927								
	6	1	2:40.411	44.685	45.278	29.602	40.846		17:29.338								
7	1	2:39.327	44.957	44.665	28.856	40.849	20:08.665										



SAXO

TROFEO ANIVERSARIO MOTORLAND 2021

Entrenamiento Cronometrado

Vuelta a vuelta

— Vuelta invalidada ■ Mejor Personal ■ Mejor de la sesión B Cruzando por el pit lane

Vlt.	P	Tiempo	Sector 1	Sector 2	Sector 3	Sector 4	T. Sesión	Vlt.	P	Tiempo	Sector 1	Sector 2	Sector 3	Sector 4	T. Sesión
8	1	2:58.236B	48.212	47.440	28.666	53.918	23:06.901	8	1	2:39.114	44.481	44.288	30.080	40.265	22:22.047
9	1	6:01.120	4:05.636	44.887	30.209	40.388	29:08.021	9	1	2:45.761	45.148	48.931	30.588	41.094	25:07.808
10	1	2:40.218	45.050	45.164	28.936	41.068	31:48.239	10	1	2:38.490	44.344	44.688	29.035	40.423	27:46.298
11	1	2:39.103	45.248	44.350	28.824	40.681	34:27.342	11	1	2:38.372	44.878	44.785	28.245	40.464	30:24.670
12	1	2:59.667B	45.528	49.972	28.903	55.264	37:27.009	12	1	2:38.711	44.506	44.446	29.067	40.692	33:03.381
								13	1	2:39.044	44.942	44.327	29.133	40.642	35:42.425

12 C.D.E. ULTIMA VUELTA
1. Daniel SANCHEZ PECES ROOKIE

1	1	4:43.105	2:40.990	48.323	30.929	42.863	4:43.105
2	1	2:48.476	46.899	45.881	31.329	44.367	7:31.581
3	1	3:03.777B	46.836	45.975	38.801	52.165	10:35.358

13 C.D.E. ULTIMA VUELTA
1. Ismael ARQUERO SAZ

1	1	2:44.142	43.431	44.604	36.131	39.976	2:44.142
2	1	2:36.069	43.523	43.684	28.854	40.008	5:20.211
3	1	2:42.585	50.470	43.931	28.375	39.809	8:02.796
4	1	2:35.739	43.904	43.941	28.192	39.702	10:38.535
5	1	2:35.610	44.000	43.833	28.080	39.697	13:14.145
6	1	2:35.096	43.610	43.460	28.082	39.944	15:49.241
7	1	3:12.806	55.166	52.843	36.451	48.346	19:02.047
8	1	2:43.859B	43.616	43.691	27.808	48.744	21:45.906
9	1	4:14.014	2:13.384	43.449	28.349	48.832	25:59.920
10	1	2:54.542	1:02.235	43.913	28.329	40.065	28:54.462
11	1	2:35.410	43.763	43.899	27.985	39.763	31:29.872
12	1	2:35.968	43.740	43.786	28.579	39.863	34:05.840
13	1	3:25.207B	58.194	52.617	42.173	52.223	37:31.047

14 C.D.E. ULTIMA VUELTA
1. Antonio HONRADO DE LA ROOKIE

1	1	3:07.638	1:07.401	47.093	31.618	41.526	3:07.638
2	1	3:01.090	1:03.253	44.791	30.959	42.087	6:08.728
3	1	2:42.545	47.119	44.707	29.812	40.907	8:51.273
4	1	2:39.774	45.242	44.374	29.515	40.643	11:31.047
5	1	2:39.426	45.142	44.388	29.207	40.689	14:10.473
6	1	2:41.580	45.765	45.986	29.107	40.722	16:52.053
7	1	2:40.081	45.391	44.379	29.422	40.889	19:32.134
8	1	2:42.328	46.685	45.764	29.164	40.715	22:14.462
9	1	2:40.278	45.678	44.734	28.801	41.065	24:54.740
10	1	2:38.466	44.912	44.346	28.370	40.838	27:33.206
11	1	2:39.916	45.329	44.843	29.278	40.466	30:13.122
12	1	2:38.611	44.893	44.211	28.901	40.606	32:51.733
13	1	3:00.561B	44.935	44.207	34.621	56.798	35:52.294

17 C.D.E. ULTIMA VUELTA
1. Francisco PEREZ SIERRA
2. Alberto MARTIN MARTIN

1	1	3:17.553	1:09.417	48.211	35.595	44.330	3:17.553
2	1	2:38.961	44.768	44.919	28.642	40.632	5:56.514
3	1	2:47.223	48.577	47.402	30.104	41.140	8:43.737
4	1	2:39.924	44.044	46.800	28.585	40.495	11:23.661
5	1	2:39.702	43.986	46.571	28.699	40.446	14:03.363
6	1	3:01.119	44.489	44.804	43.535	48.291	17:04.482
7	1	2:38.451	44.804	44.540	28.666	40.441	19:42.933

19 C.D.E. ULTIMA VUELTA
1. Fernando NAVARRETE RC

1	1	2:43.482	42.894	44.948	35.435	40.205	2:43.482
2	1	2:37.651	43.710	43.791	29.109	41.041	5:21.133
3	1	2:41.554	49.127	44.150	28.174	40.103	8:02.687
4	1	2:35.638	43.667	43.756	28.306	39.909	10:38.325
5	1	2:41.583B	43.737	43.937	28.115	45.794	13:19.908

20 C.D.E. ULTIMA VUELTA
1. Jose David BARTOL SALA

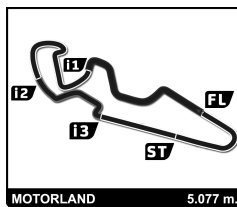
1	1	4:03.179	1:37.560	50.976	50.258	44.385	4:03.179
2	1	2:44.951	46.345	45.746	30.900	41.960	6:48.130
3	1	2:46.286	45.908	45.987	32.676	41.715	9:34.416
4	1	2:42.549	45.876	45.171	29.920	41.582	12:16.965
5	1	2:44.691	46.644	46.431	29.777	41.839	15:01.656
6	1	2:45.113	48.393	45.439	29.920	41.361	17:46.769
7	1	3:11.569	45.733	45.445	46.486	53.905	20:58.338
8	1	3:28.923	55.838	55.950	34.281	1:02.854	24:27.261
9	1	2:57.132	46.965	52.497	32.738	44.932	27:24.393
10	1	2:42.254	45.558	45.607	29.860	41.229	30:06.647
11	1	2:41.916	45.389	45.298	29.771	41.458	32:48.563
12	1	3:16.993B	45.800	45.286	47.887	58.020	36:05.556

21 RASANTE SPORT
1. Sergio CABAL DIEZ

1	1	6:57.724	5:03.448	45.253	28.603	40.420	6:57.724
2	1	2:48.538B	44.538	44.161	28.622	51.217	9:46.262
3	1	3:42.181	1:49.755	43.924	28.417	40.085	13:28.443
4	1	2:46.363B	44.572	43.910	28.402	49.479	16:14.806
5	1	3:06.570	1:13.682	44.317	28.339	40.232	19:21.376
6	1	2:36.795	43.996	44.099	28.639	40.061	21:58.171
7	1	2:37.304	43.853	43.870	29.741	39.840	24:35.475
8	1	2:39.460	44.908	43.920	28.832	41.800	27:14.935
9	1	2:36.517	44.056	43.854	28.389	40.218	29:51.452
10	1	2:37.326	44.275	44.505	28.115	40.431	32:28.778
11	1	2:35.571	43.897	43.758	28.044	39.872	35:04.349

22 AUTOMOVIL CLUB ZARAGOZA
1. Guillermo IBAÑEZ BARRE ROOKIE

1	1	3:10.083	1:14.931	45.844	29.086	40.222	3:10.083
2	1	2:39.877	45.002	43.996	29.726	41.153	5:49.960
3	1	2:37.402	44.961	44.210	28.269	39.962	8:27.362
4	1	2:36.321	44.212	43.711	28.367	40.031	11:03.683
5	1	2:35.916	44.078	43.741	28.225	39.872	13:39.599
6	1	3:02.584B	48.530	49.789	33.675	50.590	16:42.183
7	1	9:27.283	7:15.835	44.271	28.532	58.645	26:09.466



SAXO

TROFEO ANIVERSARIO MOTORLAND 2021

Entrenamiento Cronometrado

Vuelta a vuelta

— Vuelta invalidada ■ Mejor Personal ■ Mejor de la sesión ■ Cruzando por el pit lane

Vlt.	P	Tiempo	Sector 1	Sector 2	Sector 3	Sector 4	T. Sesión
8	1	2:45.639	53.306	44.089	28.313	39.931	28:55.105
9	1	2:56.568	44.353	43.840	28.579	59.796	31:51.673
10	1	2:36.308	44.303	43.822	28.410	39.773	34:27.981
11	1	2:55.160B	47.311	44.001	28.450	55.398	37:23.141

C.D.E. ULTIMA VUELTA							
1.Cristian RUBIO RODRIGUI							
ROOKIE							
1	1	2:45.924	49.248	44.773	31.584	40.319	2:45.924
2	1	2:36.631	44.560	43.714	28.941	39.416	5:22.555
3	1	2:35.114	44.685	43.086	27.453	39.890	7:57.669
4	1	2:34.001	43.642	43.114	27.463	39.782	10:31.670
5	1	2:34.132	43.882	43.110	27.289	39.851	13:05.802
6	1	2:37.627	44.175	45.521	28.146	39.785	15:43.429
7	1	2:33.508	43.422	43.017	27.282	39.787	18:16.937
8	1	2:45.754B	43.885	43.463	28.216	50.190	21:02.691

VSR							
1.Javier UGALDE MORENO							
ROOKIE							
1	1	2:43.621	45.153	45.223	33.195	40.050	2:43.621
2	1	2:35.657	43.790	43.702	28.308	39.857	5:19.278
3	1	2:35.305	43.424	43.680	28.245	39.956	7:54.583
4	1	2:34.467	43.343	43.467	27.942	39.715	10:29.050
5	1	2:39.122	47.935	43.697	27.716	39.774	13:08.172
6	1	2:34.414	43.663	43.652	27.762	39.637	15:42.586
7	1	2:54.042B	48.720	46.774	31.029	47.519	18:36.628
8	1	5:34.826	3:39.317	44.514	31.320	39.675	24:11.454
9	1	2:34.280	43.545	43.385	27.768	39.582	26:45.734
10	1	2:34.698	43.517	43.480	27.943	39.758	29:20.432
11	1	2:34.814	43.760	43.339	27.912	39.803	31:55.246
12	1	2:34.579	43.550	43.588	27.964	39.477	34:29.825
13	1	2:35.019	43.786	43.488	27.928	39.817	37:04.844

C.D.E. ULTIMA VUELTA							
1.Manuel COZAR FERNANC							
2.Pablo Eduardo ROJAS CO							
ROOKIE							
1	1	3:34.987	1:25.502	52.362	31.449	45.674	3:34.987
2	1	2:54.855	1:00.240	44.986	29.593	40.036	6:29.842
3	1	2:38.033	44.230	45.233	28.680	39.890	9:07.875
4	1	2:37.475	44.465	44.192	28.891	39.927	11:45.350
5	1	2:37.924	44.242	45.128	28.449	40.105	14:23.274
6	1	2:38.574	45.263	44.375	28.909	40.027	17:01.848
7	1	2:37.480	45.004	44.369	28.348	39.759	19:39.328
8	1	2:37.334	44.999	44.211	28.451	39.673	22:16.662
9	1	2:43.725B	44.365	44.393	28.812	46.155	25:00.387
10	1	3:44.792	1:51.750	44.549	28.579	39.914	28:45.179
11	1	2:37.658	44.955	44.490	28.327	39.886	31:22.837
12	1	2:37.865	44.761	44.508	28.667	39.929	34:00.702
13	1	2:37.865	44.420	44.225	28.737	40.483	36:38.567

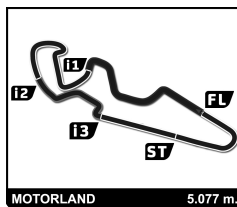
C.D.E. ULTIMA VUELTA							
1.Francisco Javier FERNANC							
ROOKIE							
1	1	2:45.151	47.329	44.313	33.219	40.290	2:45.151
2	1	2:37.732	44.943	43.879	28.690	40.220	5:22.883
3	1	2:37.164	44.754	43.475	28.358	40.577	8:00.047

Vlt.	P	Tiempo	Sector 1	Sector 2	Sector 3	Sector 4	T. Sesión
4	1	2:36.934	44.351	43.824	28.329	40.430	10:36.981
5	1	2:36.330	44.066	43.581	28.375	40.308	13:13.311
6	1	2:44.974	50.946	44.717	29.349	39.962	15:58.285
7	1	2:47.615	44.423	51.624	30.837	40.731	18:45.900
8	1	2:37.146	44.257	44.438	28.471	39.980	21:23.046
9	1	2:56.287	57.790	49.563	28.780	40.154	24:19.333
10	1	2:37.785	44.976	44.052	28.685	40.072	26:57.118
11	1	2:51.717B	45.105	43.630	29.546	53.436	29:48.835
12	1	3:37.279	1:44.118	44.472	28.600	40.089	33:26.114
13	1	2:38.219	45.105	44.079	28.825	40.210	36:04.333

C.D.E. ULTIMA VUELTA							
1.Marcos DE DIEGO BRAVC							
ROOKIE							
1	1	3:58.235	1:51.758	50.322	32.170	43.985	3:58.235
2	1	2:43.394	46.458	45.649	30.378	40.909	6:41.629
3	1	2:33.278	43.198	43.006	27.569	39.505	9:14.907
4	1	2:33.144	43.088	42.999	27.627	39.430	11:48.051
5	1	2:33.006	43.144	42.951	27.368	39.543	14:21.057
6	1	2:56.510	50.422	49.804	33.955	42.329	17:17.567
7	1	2:48.251	43.940	48.894	31.033	44.384	20:05.818
8	1	2:34.858	43.532	43.289	27.953	40.084	22:40.676
9	1	3:31.565B	52.585	54.208	38.951	1:05.821	26:12.241

C.D.E. ULTIMA VUELTA							
1.Mario CASTRO LORENTE							
ROOKIE							
1	1	2:59.464	1:03.086	46.663	28.998	40.717	2:59.464
2	1	2:37.510	44.020	44.034	28.846	40.610	5:36.974
3	1	2:36.345	44.473	43.469	28.155	40.248	8:13.319
4	1	2:36.581	43.998	44.135	28.152	40.296	10:49.900
5	1	2:35.904	43.858	43.547	28.047	40.452	13:25.804
6	1	2:36.169	44.215	43.442	28.136	40.376	16:01.973
7	1	3:00.928	44.305	44.133	40.337	52.153	19:02.901
8	1	2:54.185	51.208	51.255	31.231	40.491	21:57.086
9	1	2:37.909	44.566	44.086	28.639	40.618	24:34.995
10	1	2:38.439	44.545	43.776	28.808	41.310	27:13.434
11	1	2:37.933	44.874	44.083	28.614	40.362	29:51.367
12	1	3:26.222B	55.507	49.195	48.626	52.894	33:17.589

AKULO MOTORSPORT							
1.Sylvain XAVIER SOLER							
ROOKIE							
1	1	3:35.420	1:17.935	1:04.975	31.098	41.412	3:35.420
2	1	2:39.329	44.551	45.103	28.764	40.911	6:14.749
3	1	2:38.894	44.473	44.395	29.196	40.830	8:53.643
4	1	2:38.907	44.757	44.052	29.170	40.928	11:32.550
5	1	2:38.575	44.377	44.041	29.557	40.600	14:11.125
6	1	2:42.125	46.515	46.241	28.780	40.589	16:53.250
7	1	2:39.138	44.976	44.747	28.829	40.586	19:32.388
8	1	2:40.235	45.383	44.426	29.630	40.796	22:12.623
9	1	2:38.156	44.703	44.205	28.483	40.765	24:50.779
10	1	3:04.113B	50.138	47.124	30.343	56.508	27:54.892
11	1	3:35.976	1:39.004	46.724	29.325	40.923	31:30.868
12	1	2:38.358	45.034	44.025	28.916	40.383	34:09.226
13	1	3:01.054B	45.528	45.449	31.260	58.817	37:10.280



SAXO

TROFEO ANIVERSARIO MOTORLAND 2021

Entrenamiento Cronometrado

Vuelta a vuelta

— Vuelta invalidada ■ Mejor Personal ■ Mejor de la sesión ■ Cruzando por el pit lane

Vlt.	P	Nombre	Sector 1	Sector 2	Sector 3	Sector 4	T. Sesión	
34	VSR 1.Ivan VELASCO SANCHEZ							
	1	1	3:09.528	1:15.504	43.904	28.422	41.698	3:09.528
	2	1	2:33.331	43.512	42.995	27.625	39.199	5:42.859
	3	1	2:32.533	43.058	42.804	27.452	39.219	8:15.392
	4	1	2:31.817	42.605	42.613	27.339	39.260	10:47.209
	5	1	2:35.540	44.786	43.913	27.650	39.191	13:22.749
	6	1	2:34.275	43.323	43.070	28.317	39.565	15:57.024
	7	1	2:32.318	42.921	42.604	27.346	39.447	18:29.342
	8	1	2:50.334 B	47.104	45.532	29.323	48.375	21:19.676

Vlt.	P	Nombre	Sector 1	Sector 2	Sector 3	Sector 4	T. Sesión	
36	C.D.E. ULTIMA VUELTA 1.Marc SANCHO MUÑOZ							
	1	1	3:36.240	1:35.446	49.254	30.074	41.466	3:36.240
	2	1	2:51.975	57.993	44.322	29.400	40.260	6:28.215
	3	1	2:38.453	44.367	44.810	28.685	40.591	9:06.668
	4	1	2:38.073	44.207	44.407	28.716	40.743	11:44.741
	5	1	2:38.199	44.193	44.353	29.252	40.401	14:22.940
	6	1	2:37.304	44.196	44.419	28.682	40.007	17:00.244
	7	1	2:37.666	44.222	44.257	28.667	40.520	19:37.910
	8	1	2:37.690	44.371	44.656	28.487	40.176	22:15.600
	9	1	2:36.817	44.043	44.181	28.457	40.136	24:52.417
	10	1	2:43.116 B	44.022	44.209	29.438	45.447	27:35.533
	11	1	3:53.793	1:54.941	46.462	31.792	40.598	31:29.326
	12	1	2:42.834	45.774	44.415	30.929	41.716	34:12.160
13	1	2:37.332	44.090	44.363	28.498	40.381	36:49.492	

Vlt.	P	Nombre	Sector 1	Sector 2	Sector 3	Sector 4	T. Sesión	
37	C.D.E. ULTIMA VUELTA 1.Enrique HERNANDO ALOI							
	1	1	3:06.381	1:11.698	44.866	29.686	40.131	3:06.381
	2	1	2:34.115	43.622	43.139	27.804	39.550	5:40.496
	3	1	2:33.923	43.520	43.159	27.608	39.636	8:14.419
	4	1	2:41.351 B	45.054	42.912	28.615	44.770	10:55.770
	5	1	3:41.198	1:49.858	43.782	27.632	39.926	14:36.968
	6	1	2:34.796	43.653	43.179	27.835	40.129	17:11.764
	7	1	2:33.971	43.490	43.103	27.651	39.727	19:45.735
	8	1	2:33.829	43.407	43.038	27.730	39.654	22:19.564
	9	1	2:34.806	43.776	43.219	27.967	39.844	24:54.370
	10	1	2:34.975	43.520	43.283	28.217	39.955	27:29.345
	11	1	2:34.679	43.618	43.205	28.126	39.730	30:04.024
	12	1	2:34.709	43.612	43.249	27.660	40.188	32:38.733
13	1	2:52.991 B	49.473	46.310	29.329	47.879	35:31.724	

Vlt.	P	Nombre	Sector 1	Sector 2	Sector 3	Sector 4	T. Sesión	
44	C.D.E. ULTIMA VUELTA 1.Israel ALVAREZ ALVAREZ							
	1	1	3:52.002	1:46.836	51.008	31.525	42.633	3:52.002
	2	1	2:43.046	46.712	45.838	30.554	39.942	6:35.048
	3	1	2:43.603	44.120	46.641	28.448	44.394	9:18.651
	4	1	2:35.059	43.654	43.547	28.063	39.795	11:53.710
	5	1	2:35.238	43.623	43.613	28.253	39.749	14:28.948
	6	1	2:36.357	43.769	44.387	28.262	39.939	17:05.305
	7	1	2:52.318	49.292	49.846	32.277	40.903	19:57.623

Vlt.	P	Nombre	Sector 1	Sector 2	Sector 3	Sector 4	T. Sesión	
8	1	2:35.733	43.685	44.060	27.976	40.012	22:33.356	
	9	1	2:35.922	44.045	43.995	28.034	39.848	25:09.278
	10	1	2:53.184 B	43.638	44.881	30.574	54.091	28:02.462

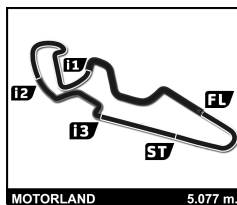
Vlt.	P	Nombre	Sector 1	Sector 2	Sector 3	Sector 4	T. Sesión	
47	ESCUDERIA MALLORCA COMPET 1.Marti FAJEDA REINA							
	1	1	3:12.326	1:11.682	46.582	30.775	43.287	3:12.326
	2	1	2:38.951	45.675	44.194	28.611	40.471	5:51.277
	3	1	2:47.428	45.251	45.274	36.133	40.770	8:38.705
	4	1	2:36.718	43.876	44.059	28.530	40.253	11:15.423
	5	1	2:52.167 B	44.203	46.288	30.072	51.604	14:07.590
	6	1	4:15.800	2:22.753	44.136	28.432	40.479	18:23.390
	7	1	2:37.229	44.477	44.256	28.099	40.397	21:00.619
	8	1	2:36.683	44.084	44.168	28.186	40.245	23:37.302
	9	1	2:36.147	44.091	44.000	28.077	39.979	26:13.449
	10	1	2:37.193	44.124	44.013	28.232	40.824	28:50.642
	11	1	2:37.011	44.282	43.984	28.464	40.281	31:27.653
	12	1	2:48.023	43.970	43.962	39.776	40.315	34:15.676
13	1	2:37.184	44.310	44.361	28.320	40.193	36:52.860	

Vlt.	P	Nombre	Sector 1	Sector 2	Sector 3	Sector 4	T. Sesión	
51	ESCUDERIA CENTRO 1.Jorge PEREZ MARTINEZ 2.Adrian MARTINEZ PEREZ							
	1	1	3:05.897	1:02.291	49.755	30.599	43.252	3:05.897
	2	1	2:44.732	46.680	45.945	30.350	41.757	5:50.629
	3	1	2:42.323	45.492	45.486	29.855	41.490	8:32.952
	4	1	2:40.508	44.915	44.841	29.559	41.193	11:13.460
	5	1	2:42.759	45.706	46.032	30.381	40.640	13:56.219
	6	1	2:52.741 B	45.297	45.492	29.093	52.859	16:48.960
	7	1	5:06.070	3:09.332	45.534	30.480	40.724	21:55.030
	8	1	2:40.142	45.516	44.949	29.723	39.954	24:35.172
	9	1	2:43.720	44.900	43.970	28.759	46.091	27:18.892
	10	1	2:39.950	45.588	44.856	29.128	40.378	29:58.842
11	1	3:48.151 B	51.738	1:03.497	41.920	1:10.996	33:46.993	

Vlt.	P	Nombre	Sector 1	Sector 2	Sector 3	Sector 4	T. Sesión
69	C.D.E. ULTIMA VUELTA 1.Martin Manuel NARDI SOL						
	1	1	4:26.006 B	2:08.231	52.626	33.828	51.321
2	1	13:37.718 B	...	54.374	34.938	54.803	18:03.724

Vlt.	P	Nombre	Sector 1	Sector 2	Sector 3	Sector 4	T. Sesión	
70	EFICAR TEAM 1.Santiago CASTILLA SALIN							
	1	1	3:34.283	1:36.594	46.352	30.136	41.201	3:34.283
	2	1	2:36.014	44.022	43.526	28.247	40.219	6:10.297
	3	1	2:34.784	43.614	43.516	27.582	40.072	8:45.081
	4	1	2:34.187	43.070	43.384	27.843	39.890	11:19.268
	5	1	2:50.846 B	44.783	45.447	29.455	51.161	14:10.114
	6	1	6:48.508	4:55.304	44.548	28.138	40.518	20:58.622
7	1	2:51.257 B	44.322	46.137	29.509	51.289	23:49.879	

Vlt.	P	Nombre	Sector 1	Sector 2	Sector 3	Sector 4	T. Sesión	
72	C.D.E. ULTIMA VUELTA 1.Rafael CAMACHO ANGUL							
	1	1	3:52.002	1:46.836	51.008	31.525	42.633	3:52.002
	2	1	2:43.046	46.712	45.838	30.554	39.942	6:35.048
	3	1	2:43.603	44.120	46.641	28.448	44.394	9:18.651
	4	1	2:35.059	43.654	43.547	28.063	39.795	11:53.710
	5	1	2:35.238	43.623	43.613	28.253	39.749	14:28.948
	6	1	2:36.357	43.769	44.387	28.262	39.939	17:05.305
7	1	2:52.318	49.292	49.846	32.277	40.903	19:57.623	



SAXO

TROFEO ANIVERSARIO MOTORLAND 2021

Entrenamiento Cronometrado

Vuelta a vuelta

— Vuelta invalidada ■ Mejor Personal ■ Mejor de la sesión B Cruzando por el pit lane

Vlt.	P	Tiempo	Sector 1	Sector 2	Sector 3	Sector 4	T. Sesión
1	1	3:31.608	1:22.048	49.810	29.083	50.667	3:31.608
2	1	2:36.213	44.138	43.514	28.348	40.213	6:07.821
3	1	2:35.058	44.040	43.204	27.879	39.935	8:42.879
4	1	2:33.914	43.588	43.146	27.523	39.657	11:16.793
5	1	2:35.076	43.502	43.897	27.906	39.771	13:51.869
6	1	2:34.726	43.787	43.096	28.080	39.763	16:26.595
7	1	2:34.506	43.799	43.314	27.489	39.904	19:01.101
8	1	2:34.474	43.827	43.293	27.483	39.871	21:35.575
9	1	2:41.288 B	44.105	43.234	27.793	46.156	24:16.863
10	1	3:53.666	1:59.974	46.448	27.635	39.609	28:10.529
11	1	2:33.612	43.550	43.031	27.456	39.575	30:44.141
12	1	2:34.468	43.859	43.297	27.516	39.796	33:18.609
13	1	2:34.283	43.635	43.130	27.635	39.883	35:52.892

74

C.D.E. ULTIMA VUELTA
1. Ricardo JIMENEZ MENDE

1	1	3:46.403	1:40.762	47.242	30.278	48.121	3:46.403
2	1	2:35.827	44.347	43.508	27.653	40.319	6:22.230
3	1	2:35.559	43.885	43.554	28.002	40.118	8:57.789
4	1	2:52.178	50.068	54.321	27.966	39.823	11:49.967
5	1	2:34.502	43.794	43.366	27.734	39.608	14:24.469
6	1	2:54.968	45.737	48.906	34.673	45.652	17:19.437
7	1	2:34.917	43.777	43.243	27.999	39.898	19:54.354
8	1	3:15.246 B	45.072	56.562	35.172	58.440	23:09.600
9	1	7:24.436	4:54.456	55.478	35.495	59.007	30:34.036
10	1	2:35.005	43.765	43.436	27.759	40.045	33:09.041

76

AD CLEMENTE ARROYO
1. Julian MAZUECOS FERNANDEZ

ROOKIE

1	1	3:36.342	1:23.405	51.264	30.204	51.469	3:36.342
2	1	2:35.592	44.063	44.274	27.740	39.515	6:11.934
3	1	2:33.844	43.387	43.294	27.646	39.517	8:45.778
4	1	2:33.732	43.045	43.061	28.173	39.453	11:19.510
5	1	2:36.164	43.718	43.070	28.646	40.730	13:55.674
6	1	2:34.135	43.535	43.067	27.783	39.750	16:29.809
7	1	2:39.693 B	43.388	42.991	27.451	45.863	19:09.502
8	1	4:59.655	2:32.330	53.916	41.674	51.735	24:09.157
9	1	2:38.348	47.445	43.375	27.658	39.870	26:47.505
10	1	2:33.521	43.383	43.000	27.699	39.439	29:21.026
11	1	2:35.713	44.026	43.986	27.967	39.734	31:56.739
12	1	2:33.797	43.615	43.191	27.685	39.306	34:30.536
13	1	2:38.207	46.902	43.596	27.810	39.899	37:08.743

77

VSR
1. Alfonso GARCIA CASARE

1	1	3:10.443	1:16.065	43.740	28.774	41.864	3:10.443
2	1	2:34.583	44.134	43.255	27.413	39.781	5:45.026
3	1	2:36.953	43.389	44.230	27.588	41.746	8:21.979
4	1	2:33.808	43.488	42.995	27.661	39.664	10:55.787
5	1	2:36.717	43.446	44.674	28.760	39.837	13:32.504
6	1	2:55.767 B	43.599	44.174	30.576	57.418	16:28.271
7	1	5:25.970 B	3:17.934	44.759	29.924	53.353	21:54.241
8	1	3:40.578	1:48.755	43.676	28.094	40.053	25:34.819
9	1	2:33.855	43.713	43.037	27.569	39.536	28:08.674

Vlt.	P	Tiempo	Sector 1	Sector 2	Sector 3	Sector 4	T. Sesión
10	1	2:33.875	43.431	43.073	27.659	39.712	30:42.549
11	1	2:37.499	46.845	43.315	27.547	39.792	33:20.048
12	1	3:12.656 B	43.663	53.205	32.337	1:03.451	36:32.704

80

C.D.E. ULTIMA VUELTA
1. Fernando PANIAGUA DUF

1	1	3:05.902	1:08.661	46.838	30.142	40.261	3:05.902
2	1	2:36.454	44.785	43.863	28.234	39.572	5:42.356
3	1	2:35.061	44.294	43.226	27.761	39.780	8:17.417
4	1	2:35.025	44.051	43.605	28.053	39.316	10:52.442
5	1	2:45.332	44.991	44.472	31.827	44.042	13:37.774
6	1	2:34.649	43.821	43.276	27.741	39.811	16:12.423
7	1	2:36.771	43.967	43.345	28.061	41.398	18:49.194
8	1	2:41.042	43.881	47.286	29.743	40.132	21:30.236
9	1	2:36.966	44.743	44.061	27.955	40.207	24:07.202
10	1	2:37.650	44.193	44.907	28.606	39.944	26:44.852
11	1	2:35.646	43.873	43.671	27.795	40.307	29:20.498
12	1	2:47.209	50.659	46.823	29.629	40.098	32:07.707
13	1	2:34.687	43.740	43.537	27.722	39.688	34:42.394
14	1	2:35.261	43.746	43.800	27.795	39.920	37:17.655

81

SMC JUNIOR
1. Iñigo MORENO DE CALA

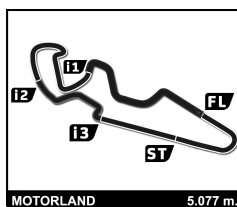
1	1	3:47.777	1:36.841	52.601	36.274	42.061	3:47.777
2	1	2:46.387	46.066	43.660	36.321	40.340	6:34.164
3	1	2:36.775	44.218	43.640	28.717	40.200	9:10.939
4	1	2:53.039 B	43.910	43.447	27.965	57.717	12:03.978
5	1	4:18.913	2:19.853	43.788	32.281	42.991	16:22.891
6	1	2:39.912	44.317	43.903	28.192	43.500	19:02.803
7	1	2:35.459	44.119	43.427	28.117	39.796	21:38.262
8	1	2:36.198	44.165	43.814	28.278	39.941	24:14.460
9	1	2:36.090	44.156	43.918	28.170	39.846	26:50.550
10	1	2:35.902	43.885	44.108	28.036	39.873	29:26.452
11	1	2:34.985	43.647	43.436	28.071	39.831	32:01.437
12	1	2:35.967	43.882	44.080	28.155	39.850	34:37.404
13	1	2:36.317	43.820	44.147	28.444	39.906	37:13.721

88

C.D.E. ULTIMA VUELTA
1. Pablo BLANCO AVILEO

ROOKIE

1	1	2:47.478	51.719	45.353	29.797	40.609	2:47.478
2	1	2:39.286	44.664	44.650	29.570	40.402	5:26.764
3	1	2:39.373	44.998	44.784	29.151	40.440	8:06.137
4	1	2:38.104	44.497	44.416	28.855	40.336	10:44.241
5	1	2:37.605	44.322	43.998	29.021	40.264	13:21.846
6	1	2:39.093	45.611	43.979	29.228	40.275	16:00.939
7	1	2:37.784	44.650	44.077	28.977	40.080	18:38.723
8	1	2:37.477	44.489	44.016	28.803	40.169	21:16.200
9	1	2:36.703	44.292	44.001	28.581	39.829	23:52.903
10	1	2:36.663	44.368	43.791	28.600	39.904	26:29.566
11	1	2:37.083	44.366	43.799	28.886	40.032	29:06.649
12	1	3:11.586	55.038	1:00.709	35.770	40.069	32:18.235
13	1	2:36.036	44.196	43.789	28.322	39.729	34:54.271
14	1	2:35.833	44.075	43.675	28.242	39.841	37:30.104



SAXO

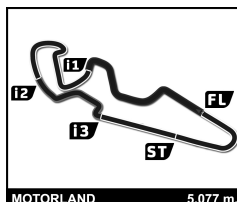
TROFEO ANIVERSARIO MOTORLAND 2021

Entrenamiento Cronometrado

Vuelta a vuelta

— Vuelta invalidada ■ Mejor Personal ■ Mejor de la sesión B Cruzando por el pit lane

Vlt.	P	Tiempo	Sector 1	Sector 2	Sector 3	Sector 4	T. Sesión	Vlt.	P	Tiempo	Sector 1	Sector 2	Sector 3	Sector 4	T. Sesión
89		ESCUADERIA GREDOS													
		1.Fernando MARQUES IGN/ ROOKIE													
		2.Jesus JIMENEZ RODRIGL													
1	1	4:23.398	2:16.892	50.582	33.822	42.102	4:23.398								
2	1	2:41.923	46.703	45.026	29.463	40.731	7:05.321								
3	1	2:39.409	45.181	44.575	29.137	40.516	9:44.730								
4	1	2:39.040	44.853	44.541	29.092	40.554	12:23.770								
5	1	2:39.598	44.969	44.382	29.318	40.929	15:03.368								
6	1	2:49.114 B	45.344	44.789	29.798	49.183	17:52.482								
7	1	4:28.992	2:33.864	44.612	30.118	40.398	22:21.474								
8	1	2:36.096	44.044	43.951	28.250	39.851	24:57.570								
9	1	2:36.392	44.085	44.140	28.299	39.868	27:33.962								
10	1	2:36.992	44.916	44.042	28.050	39.984	30:10.954								
11	1	2:36.847	44.154	44.149	28.411	40.133	32:47.801								
12	1	3:35.336 B	51.111	51.686	34.817	1:17.722	36:23.137								
93		CLUB JARAMA SPORT													
		1.Sergio GARCIA SARDINA													
1	1	3:33.516	1:32.574	47.439	31.933	41.570	3:33.516								
2	1	3:17.725	45.642	47.053	51.297	53.733	6:51.241								
3	1	2:41.630	45.513	45.297	29.798	41.022	9:32.871								
4	1	3:37.271 B	44.956	44.826	46.719	1:20.770	13:10.142								
94		C.D.E. ULTIMA VUELTA													
		1.Angel CERVERA ROJAS ROOKIE													
1	1	3:23.183	1:16.353	47.994	34.894	43.942	3:23.183								
2	1	2:45.983	45.994	46.993	31.205	41.791	6:09.166								
3	1	2:41.449	45.722	45.125	29.417	41.185	8:50.615								
4	1	2:39.734	45.031	44.526	29.102	41.075	11:30.349								
5	1	2:39.832	44.952	44.484	29.099	41.297	14:10.181								
6	1	2:39.446	44.985	44.762	28.690	41.009	16:49.627								
7	1	2:47.008	49.414	45.489	29.901	42.204	19:36.635								
8	1	2:50.926	48.704	48.552	29.778	43.892	22:27.561								
9	1	2:56.607 B	46.669	47.325	31.148	51.465	25:24.168								
10	1	3:52.575	1:57.413	45.129	28.846	41.187	29:16.743								
11	1	2:40.559	45.430	44.623	29.519	40.987	31:57.302								
12	1	2:38.119	44.352	44.379	28.750	40.638	34:35.421								
13	1	2:47.737	46.719	45.553	31.807	43.658	37:23.158								



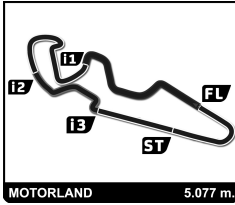
SAXO

TROFEO ANIVERSARIO MOTORLAND 2021

Carrera 1 (10 Vlt., 50,8 km. / Max. 30 Minutos)

Parrilla de salida

2:38.936 Ivan Manuel MARTIN NAVAS C.D.E. ULTIMA VUELTA	3	- 21 -	69	C.D.E. ULTIMA VUELTA	Martin Manuel NARDI SOLIVELLAS
2:48.476 Daniel SANCHEZ PECES C.D.E. ULTIMA VUELTA	12	- 20 -	20	C.D.E. ULTIMA VUELTA	2:41.916 Jose David BARTOL SALAZAR
2:41.630 Sergio GARCIA SARDINA CLUB JARAMA SPORT	93	- 19 -	51	ESCUADERIA CENTRO	2:39.950 Jorge PEREZ MARTINEZ
2:39.103 Marcos MANUEL GONZALEZ C.D.E. ULTIMA VUELTA	11	- 18 -	14	C.D.E. ULTIMA VUELTA	2:38.466 Antonio HONRADO DE LA CRUZ
2:38.372 Francisco PEREZ SIERRA C.D.E. ULTIMA VUELTA	17	- 17 -	33	AKULO MOTORSPORT	2:38.156 Sylvain XAVIER SOLER
2:38.119 Angel CERVERA ROJAS C.D.E. ULTIMA VUELTA	94	- 16 -	25	C.D.E. ULTIMA VUELTA	2:37.334 Manuel COZAR FERNANDEZ
2:36.817 Marc SANCHO MUÑOZ C.D.E. ULTIMA VUELTA	36	- 15 -	9	EFICAR TEAM	2:36.396 Gustavo GOMAR GOMAR
2:36.330 Francisco Javier FERNANDEZ-BRAVO GARCIA C.D.E. ULTIMA VUELTA	26	- 14 -	47	ESCUADERIA MALLORCA COMPETICIÓN	2:36.147 Marti FAJEDA REINA
2:36.096 Fernando MARQUES IGNACIO ESCUADERIA GREDOS	89	- 13 -	22	AUTOMOVIL CLUB ZARAGOZA	2:35.916 Guillermo IBAÑEZ BARREIRO
2:35.904 Mario CASTRO LORENTE C.D.E. ULTIMA VUELTA	30	- 12 -	88	C.D.E. ULTIMA VUELTA	2:35.833 Pablo BLANCO AVILEO
2:35.664 Alvaro RUIZ DE LA HERMOSA CORREA C.D.E. ULTIMA VUELTA	7	- 11 -	19	C.D.E. ULTIMA VUELTA	2:35.638 Fernando NAVARRETE RODRIGO
2:35.571 Sergio CABAL DIEZ RASANTE SPORT	21	- 10 -	6	DEYSCOM SPORT	2:35.136 Francisco COMENDADOR DIAZ MAROTO
2:35.096 Ismael ARQUERO SAZ C.D.E. ULTIMA VUELTA	13	- 9 -	44	C.D.E. ULTIMA VUELTA	2:35.059 Israel ALVAREZ ALVAREZ
2:34.985 Itigo MORENO DE CALA CORREA SMC JUNIOR	81	- 8 -	80	C.D.E. ULTIMA VUELTA	2:34.649 Fernando PANIAGUA DURAN
2:34.625 Jesus LOPEZ POZUELO RIVAS EFICAR TEAM	5	- 7 -	74	C.D.E. ULTIMA VUELTA	2:34.502 Ricardo JIMENEZ MENDEZ
2:34.280 Javier UGALDE MORENO VSR	24	- 6 -			



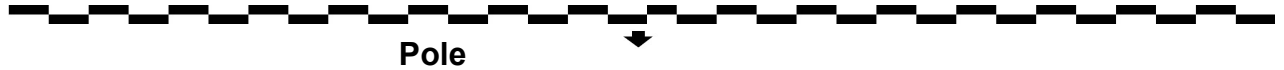
SAXO

TROFEO ANIVERSARIO MOTORLAND 2021

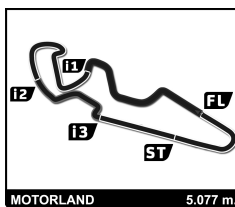
Carrera 1 (10 Vlt., 50,8 km. / Max. 30 Minutos)

Parrilla de salida

2:34.187 Santiago CASTILLA SALINERO	EFICAR TEAM	70	- 5 -	4	ISRAEL DE ANA MORALES	Israel DE ANA MORALES	2:34.243
2:33.829 Enrique HERNANDO ALONSO	C.D.E. ULTIMA VUELTA	37	- 4 -	8	PROMOTION MOTORSPORT	Oliver MARTIN GARCIA	2:33.899
2:33.612 Rafael CAMACHO ANGULO	C.D.E. ULTIMA VUELTA	72	- 3 -	77	VSR	Alfonso GARCIA CASARES	2:33.808
2:33.508 Cristian RUBIO RODRIGUEZ	C.D.E. ULTIMA VUELTA	23	- 2 -	76	AD CLEMENTE ARROYO	Julian MAZUECOS FERNANDEZ	2:33.521
2:32.318 Ivan VELASCO SANCHEZ	VSR	34	- 1 -	27	C.D.E. ULTIMA VUELTA	Marcos DE DIEGO BRAVO	2:33.006



Stewards:	Timekeeper: Laia Peinado
------------------	------------------------------------



SAXO

TROFEO ANIVERSARIO MOTORLAND 2021

Carrera 1 (10 Vlt., 50,8 km. / Max. 30 Minutos)

Modificada

Clasificación Provisional

Nº Pilotos	Equipo	Coche	Cl.	Vlts.	Tiempo Tota	Dif. Km/h	Mejor Vuelta	Tiempo Km/h
1	34 Ivan VELASCO SANCHEZ	VSR		10	25:39.533	- 118.7	2	2:32.743 119.7
2	27 Marcos DE DIEGO BRAVO	C.D.E. ULTIMA VUELTA		10	25:42.811	+3.278 118.5	3	2:32.983 119.5
3	72 Rafael CAMACHO ANGULO	C.D.E. ULTIMA VUELTA		10	25:51.364	+11.831 117.8	3	2:33.434 119.1
4	76 Julian MAZUECOS FERNANDEZ	AD CLEMENTE ARROYO	ROOKIE	10	25:51.515	+11.982 117.8	2	2:33.305 119.2
5	19 Fernando NAVARRETE RODRIGO	C.D.E. ULTIMA VUELTA		10	25:51.844	+12.311 117.8	2	2:33.712 118.9
6	23 Cristian RUBIO RODRIGUEZ	C.D.E. ULTIMA VUELTA	ROOKIE	10	25:52.283	+12.750 117.7	3	2:33.052 119.4
7	37 Enrique HERNANDO ALONSO	C.D.E. ULTIMA VUELTA		10	25:52.731	+13.198 117.7	3	2:33.349 119.2
8	77 Alfonso GARCIA CASARES	VSR		10	25:58.146	+18.613 117.3	5	2:34.218 118.5
9	8 Oliver MARTIN GARCIA	PROMOTION MOTORSPORT		10	26:03.500	+23.967 116.9	2	2:34.076 118.6
10	74 Ricardo JIMENEZ MENDEZ	C.D.E. ULTIMA VUELTA		10	26:04.996	+25.463 116.8	3	2:34.694 118.2
11	5 Jesus LOPEZ POZUELO RIVAS	EFICAR TEAM		10	26:07.481	+27.948 116.6	6	2:34.527 118.3
12	80 Fernando PANIAGUA DURAN	C.D.E. ULTIMA VUELTA		10	26:07.640	+28.107 116.6	3	2:34.719 118.1
13	70 Santiago CASTILLA SALINERO	EFICAR TEAM		10	26:08.052	+28.519 116.6	2	2:34.364 118.4
14	21 Sergio CABAL DIEZ	RASANTE SPORT		10	26:09.467	+29.934 116.5	2	2:35.239 117.7
15	24 Javier UGALDE MORENO	VSR	ROOKIE	10	26:20.452	+40.919 115.6	3	2:34.673 118.2
16	7 Alvaro RUIZ DE LA HERMOSA CORREA	C.D.E. ULTIMA VUELTA	ROOKIE	10	26:20.577	+41.044 115.6	5	2:35.895 117.2
17	6 Francisco COMENDADOR DIAZ-MAROTO	DEYSCOM SPORT	ROOKIE	10	26:27.427	+47.894 115.1	2	2:36.230 117.0
18	9 Gustavo GOMAR GOMAR	EFICAR TEAM		10	26:29.105	+49.572 115.0	6	2:36.262 117.0
19	30 Mario CASTRO LORENTE	C.D.E. ULTIMA VUELTA		10	26:32.545	+53.012 114.8	5	2:36.219 117.0
20	47 Marti FAJEDA REINA	ESCUADERIA MALLORCA COMPETICIÓN	ROOKIE	10	26:35.066	+55.533 114.6	3	2:36.878 116.5
21	26 Francisco Javier FERNANDEZ-BRAVO GARCIA	C.D.E. ULTIMA VUELTA	ROOKIE	10	26:35.785	+56.252 114.5	6	2:36.256 117.0
22	89 Fernando MARQUES IGNACIO	ESCUADERIA GREDOS	ROOKIE	10	26:43.311	+1:03.778 114.0	3	2:37.656 115.9
23	17 Francisco PEREZ SIERRA	C.D.E. ULTIMA VUELTA		10	26:43.521	+1:03.988 114.0	3	2:37.882 115.8
24	22 Guillermo IBAÑEZ BARREIRO	AUTOMOVIL CLUB ZARAGOZA	ROOKIE	10	26:49.966	+1:10.433 113.5	9	2:37.774 115.8
25	88 Pablo BLANCO AVILEO	C.D.E. ULTIMA VUELTA	ROOKIE	10	26:50.055	+1:10.522 113.5	6	2:37.720 115.9
26	33 Sylvain XAVIER SOLER	AKULO MOTORSPORT	ROOKIE	10	26:50.371	+1:10.838 113.5	8	2:37.404 116.1
27	3 Ivan Manuel MARTIN NAVAS	C.D.E. ULTIMA VUELTA	ROOKIE	10	27:01.712	+1:22.179 112.7	8	2:38.067 115.6
28	94 Angel CERVERA ROJAS	C.D.E. ULTIMA VUELTA	ROOKIE	10	27:02.459	+1:22.926 112.7	8	2:38.722 115.2
29	69 Martin Manuel NARDI SOLIVELLAS	C.D.E. ULTIMA VUELTA	ROOKIE	10	27:07.627	+1:28.094 112.3	5	2:39.596 114.5
30	25 Manuel COZAR FERNANDEZ	C.D.E. ULTIMA VUELTA	ROOKIE	10	27:13.141	+1:33.608 111.9	8	2:40.217 114.1
31	51 Jorge PEREZ MARTINEZ	ESCUADERIA CENTRO	ROOKIE	10	27:16.680	+1:37.147 111.7	7	2:40.044 114.2
32	11 Marcos MANUEL GONZALEZ	C.D.E. ULTIMA VUELTA		10	27:31.547	+1:52.014 110.7	7	2:39.942 114.3
33	36 Marc SANCHO MUÑOZ	C.D.E. ULTIMA VUELTA	ROOKIE	9	24:38.054	1 Vlt. 111.3	6	2:37.609 116.0
34	12 Daniel SANCHEZ PECES	C.D.E. ULTIMA VUELTA	ROOKIE	9	26:17.835	1 Vlt. 104.3	2	2:41.766 113.0
35	20 Jose David BARTOL SALAZAR	C.D.E. ULTIMA VUELTA		9	26:22.306	1 Vlt. 104.0	6	2:42.100 112.8

No clasificados

13	Ismael ARQUERO SAZ	C.D.E. ULTIMA VUELTA		7	18:33.349		6	2:34.172 118.6
81	Iñigo MORENO DE CALA CORREA	SMC JUNIOR		7	18:48.458		2	2:36.105 117.1
44	Israel ALVAREZ ALVAREZ	C.D.E. ULTIMA VUELTA		6	16:21.193		2	2:35.171 117.8
4	Israel DE ANA MORALES	ISRAEL DE ANA MORALES		6	16:40.582		2	2:34.337 118.4
93	Sergio GARCIA SARDINA	CLUB JARAMA SPORT						

Descalificado

14	Antonio HONRADO DE LA CRUZ	C.D.E. ULTIMA VUELTA	ROOKIE	10	27:10.319		5	2:40.643 113.8
----	----------------------------	----------------------	--------	----	-----------	--	---	----------------

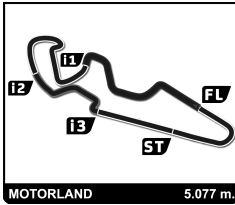
Pole:	Ivan VELASCO SANCHEZ	2:32.318	120.0 Km/h
Vuelta rápida:	Vlt. 2	Ivan VELASCO SANCHEZ	2:32.743

COCHE #14 - DESCALIFICADO DE LA CARRERA 1 - INCUMPLIMIENTO ART. 5.2 RT SAXO Y ART. 11.5 RD SAXO

Hora de publicación:

Estado de pista: **MOJADO**

Race Director:	Timekeeper: Laia Peinado
-----------------------	------------------------------------



SAXO

TROFEO ANIVERSARIO MOTORLAND 2021

Carrera 1 (10 Vlt., 50,8 km. / Max. 30 Minutos)

Modificada

Clasificación Provisional por Clase

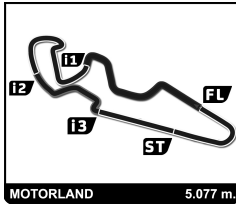
Nº Pilotos	Equipo	Coche	Vlts.	Tiempo Total	Dif. Km/h	Mejor Vuelta		
						Vlt. Tiempo	Km/h	
ROOKIE								
1	76 Julian MAZUECOS FERNANDEZ	AD CLEMENTE ARROYO	10	25:51.515	117.8	2	2:33.305	119.2
2	23 Cristian RUBIO RODRIGUEZ	C.D.E. ULTIMA VUELTA	10	25:52.283	+0.768 117.7	3	2:33.052	119.4
3	24 Javier UGALDE MORENO	VSR	10	26:20.452	+28.937 115.6	3	2:34.673	118.2
4	7 Alvaro RUIZ DE LA HERMOSA CORREA	C.D.E. ULTIMA VUELTA	10	26:20.577	+29.062 115.6	5	2:35.895	117.2
5	6 Francisco COMENDADOR DIAZ-MAROTO	DEYSCOM SPORT	10	26:27.427	+35.912 115.1	2	2:36.230	117.0
6	47 Marti FAJEDA REINA	ESCUADERIA MALLORCA COMPETICIO	10	26:35.066	+43.551 114.6	3	2:36.878	116.5
7	26 Francisco Javier FERNANDEZ-BRAVO GARCIA	C.D.E. ULTIMA VUELTA	10	26:35.785	+44.270 114.5	6	2:36.256	117.0
8	89 Fernando MARQUES IGNACIO	ESCUADERIA GREDOS	10	26:43.311	+51.796 114.0	3	2:37.656	115.9
9	22 Guillermo IBAÑEZ BARREIRO	AUTOMOVIL CLUB ZARAGOZA	10	26:49.966	+58.451 113.5	9	2:37.774	115.8
10	88 Pablo BLANCO AVILEO	C.D.E. ULTIMA VUELTA	10	26:50.055	+58.540 113.5	6	2:37.720	115.9
11	33 Sylvain XAVIER SOLER	AKULO MOTORSPORT	10	26:50.371	+58.856 113.5	8	2:37.404	116.1
12	3 Ivan Manuel MARTIN NAVAS	C.D.E. ULTIMA VUELTA	10	27:01.712	+1'10.197 112.7	8	2:38.067	115.6
13	94 Angel CERVERA ROJAS	C.D.E. ULTIMA VUELTA	10	27:02.459	+1'10.944 112.7	8	2:38.722	115.2
14	69 Martin Manuel NARDI SOLIVELLAS	C.D.E. ULTIMA VUELTA	10	27:07.627	+1'16.112 112.3	5	2:39.596	114.5
15	25 Manuel COZAR FERNANDEZ	C.D.E. ULTIMA VUELTA	10	27:13.141	+1'21.626 111.9	8	2:40.217	114.1
16	51 Jorge PEREZ MARTINEZ	ESCUADERIA CENTRO	10	27:16.680	+1'25.165 111.7	7	2:40.044	114.2
17	36 Marc SANCHO MUÑOZ	C.D.E. ULTIMA VUELTA	9	24:38.054	1 Vlt. 111.3	6	2:37.609	116.0
18	12 Daniel SANCHEZ PECES	C.D.E. ULTIMA VUELTA	9	26:17.835	1 Vlt. 104.3	2	2:41.766	113.0
Descalificado								
14	Antonio HONRADO DE LA CRUZ	C.D.E. ULTIMA VUELTA	10	27:10.319		5	2:40.643	113.8

COCHE #14 - DESCALIFICADO DE LA CARRERA 1 - INCUMPLIMIENTO ART. 5.2 RT SAXO Y ART. 11.5 RD SAXO

Hora de publicación:

Estado de pista: **MOJADO**

Race Director:	Timekeeper: Laia Peinado
-----------------------	------------------------------------



SAXO

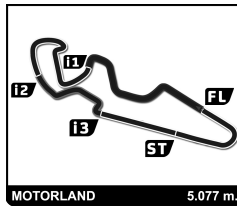
TROFEO ANIVERSARIO MOTORLAND 2021

Carrera 1

Modificada

Planing

Nº	Pos	Partida	Vit.											
			1	2	3	4	5	6	7	8	9	10		
34	1	34	34	34	34	34	34	34	34	34	34	34	34	34
27	2	27	27	27	27	27	27	27	27	27	27	27	27	27
23	3	23	76	76	76	72	72	72	72	76	76	72	76	72
76	4	76	72	72	72	76	76	76	76	37	72	76	76	76
72	5	72	23	23	23	23	37	37	37	72	23	19	23	19
77	6	77	37	37	37	37	23	23	23	23	19	23	23	23
37	7	37	77	70	4	4	4	19	19	19	37	37	37	37
8	8	8	70	77	8	19	19	8	77	77	77	77	77	77
70	9	70	4	4	19	8	8	77	8	8	8	8	8	8
4	10	4	8	8	77	77	77	24	24	70	74	74	74	74
24	11	24	24	19	24	24	24	70	70	24	70	5	5	5
74	12	74	5	24	70	70	70	74	74	74	80	80	80	80
5	13	5	80	74	74	74	74	13	80	80	5	70	70	70
80	14	80	19	5	80	80	80	80	5	5	21	21	21	21
81	15	81	74	80	44	13	13	5	21	21	7	24	24	24
44	16	44	44	44	13	44	5	21	7	7	24	7	7	7
13	17	13	13	13	5	5	44	7	30	30	30	6	6	6
6	18	6	21	21	21	21	21	30	6	6	6	9	9	9
21	19	21	81	81	81	7	7	6	13	9	9	30	30	30
19	20	19	6	6	7	81	81	81	9	47	47	47	47	47
7	21	7	7	7	6	30	30	9	36	26	26	26	26	26
88	22	88	30	30	30	6	6	47	47	17	17	89	89	89
30	23	30	47	47	47	47	9	26	26	89	89	17	17	17
22	24	22	36	36	9	9	47	36	17	36	88	22	22	22
89	25	89	9	9	36	36	26	17	89	88	22	88	88	88
47	26	47	17	26	26	26	36	89	81	22	33	33	33	33
26	27	26	88	17	17	17	17	88	88	33	3	3	3	3
9	28	9	26	89	89	89	89	22	22	3	94	94	94	94
36	29	36	89	88	88	88	88	33	33	94	69	69	69	69
25	30	25	25	33	33	94	94	94	3	69	14	14	14	14
94	31	94	94	25	94	3	22	3	94	14	25	25	25	25
33	32	33	14	94	3	22	33	44	69	25	51	51	51	51
17	33	17	33	14	25	33	3	69	14	51	36	11	11	11
14	34	14	51	3	14	14	14	14	25	11	11	11	11	11
11	35	11	12	51	22	69	69	25	11	20	12	12	12	12
51	36	51	3	12	51	51	25	11	51	12	20	20	20	20
93	37	93	69	22	69	25	51	51	20	20	20	20	20	20
20	38	20	20	69	12	20	11	20	12	12	12	12	12	12
12	39	12	22	20	20	11	20	4	4	4	4	4	4	4
69	40	69	11	11	11	12	12	12	12	12	12	12	12	12
3	41	3	3	3	3	3	3	3	3	3	3	3	3	3



SAXO

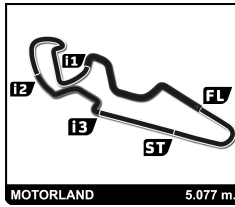
TROFEO ANIVERSARIO MOTORLAND 2021

Carrera 1

Modificada

Mejores tiempos de sector

Sector 1		Sector 2		Sector 3		Sector 4		Vuelta	Mejor			
Nº Piloto	Tiempo	Nº Piloto	Tiempo	Nº Piloto	Tiempo	Nº Piloto	Tiempo	Nº	Ideal	Vuelta		
1	19 F.NAVARRETE RODRIGO	42.953	34 I.VELASCO SANCHEZ	42.679	34 I.VELASCO SANCHEZ	27.221	23 C.RUBIO RODRIGUEZ	39.220	1	34	2:32.513	2:32.743 (1)
2	27 M.DE DIEGO BRAVO	43.075	19 F.NAVARRETE RODRIGO	42.799	27 M.DE DIEGO BRAVO	27.413	19 F.NAVARRETE RODRIGO	39.229	2	19	2:32.601	2:33.712 (7)
3	34 I.VELASCO SANCHEZ	43.186	23 C.RUBIO RODRIGUEZ	42.844	77 A.GARCIA CASARES	27.449	76 JMAZUECOS FERNANDEZ	39.285	3	27	2:32.708	2:32.983 (2)
4	70 S.CASTILLA SALINERO	43.196	27 M.DE DIEGO BRAVO	42.850	72 R.CAMACHO ANGULO	27.464	8 O.MARTIN GARCIA	39.305	4	23	2:32.888	2:33.052 (3)
5	4 I.DE ANA MORALES	43.259	72 R.CAMACHO ANGULO	42.927	37 E.HERNANDO ALONSO	27.473	44 I.ALVAREZ ALVAREZ	39.315	5	76	2:33.066	2:33.305 (4)
6	37 E.HERNANDO ALONSO	43.265	76 J.MAZUECOS FERNANDEZ	42.930	23 C.RUBIO RODRIGUEZ	27.486	27 M.DE DIEGO BRAVO	39.370	6	37	2:33.130	2:33.349 (5)
7	24 J.JUGALDE MORENO	43.335	37 E.HERNANDO ALONSO	42.942	76 J.MAZUECOS FERNANDEZ	27.506	77 A.GARCIA CASARES	39.378	7	72	2:33.204	2:33.434 (6)
8	8 O.MARTIN GARCIA	43.335	4 I.DE ANA MORALES	42.989	13 I.ARQUERO SAZ	27.569	80 F.PANIAGUA DURAN	39.382	8	77	2:33.217	2:34.218 (10)
9	23 C.RUBIO RODRIGUEZ	43.338	77 A.GARCIA CASARES	43.039	5 J.LOPEZ POZUELO RIVAS	27.600	72 R.CAMACHO ANGULO	39.409	9	4	2:33.460	2:34.337 (11)
10	76 J.MAZUECOS FERNANDEZ	43.345	80 F.PANIAGUA DURAN	43.090	19 F.NAVARRETE RODRIGO	27.620	34 I.VELASCO SANCHEZ	39.427	10	70	2:33.639	2:34.364 (12)
11	77 A.GARCIA CASARES	43.351	8 O.MARTIN GARCIA	43.101	4 I.DE ANA MORALES	27.720	37 E.HERNANDO ALONSO	39.450	11	8	2:33.639	2:34.076 (8)
12	72 R.CAMACHO ANGULO	43.404	13 I.ARQUERO SAZ	43.141	74 R.JIMENEZ MENDEZ	27.769	7 A.RUIZ DE LA HERMOSA CORREA	39.474	12	80	2:33.783	2:34.719 (16)
13	80 F.PANIAGUA DURAN	43.476	70 S.CASTILLA SALINERO	43.142	44 I.ALVAREZ ALVAREZ	27.787	4 I.DE ANA MORALES	39.492	13	13	2:33.876	2:34.172 (9)
14	74 R.JIMENEZ MENDEZ	43.489	24 J.JUGALDE MORENO	43.230	70 S.CASTILLA SALINERO	27.790	70 S.CASTILLA SALINERO	39.511	14	24	2:34.056	2:34.673 (14)
15	5 J.LOPEZ POZUELO RIVAS	43.578	74 R.JIMENEZ MENDEZ	43.268	6 F.COMENDADOR DIAZ-MAROTO	27.810	13 I.ARQUERO SAZ	39.554	15	74	2:34.123	2:34.694 (15)
16	21 S.CABAL DIEZ	43.590	5 J.LOPEZ POZUELO RIVAS	43.279	80 F.PANIAGUA DURAN	27.835	24 J.JUGALDE MORENO	39.580	16	5	2:34.162	2:34.527 (13)
17	13 I.ARQUERO SAZ	43.612	44 I.ALVAREZ ALVAREZ	43.334	30 M.CASTRO LORENTE	27.853	74 R.JIMENEZ MENDEZ	39.597	17	44	2:34.184	2:35.171 (17)
18	44 I.ALVAREZ ALVAREZ	43.748	7 A.RUIZ DE LA HERMOSA CORREA	43.383	8 O.MARTIN GARCIA	27.898	9 G.GOMAR GOMAR	39.679	18	21	2:34.919	2:35.239 (18)
19	81 I.MORENO DE CALA CORREA	43.947	6 F.COMENDADOR DIAZ-MAROTO	43.461	24 J.JUGALDE MORENO	27.911	26 F.FERNANDEZ-BRAVO GARCIA	39.702	19	7	2:35.241	2:35.895 (19)
20	47 M.FAJEDA REINA	44.053	81 I.MORENO DE CALA CORREA	43.485	21 S.CABAL DIEZ	27.944	5 J.LOPEZ POZUELO RIVAS	39.705	20	6	2:35.428	2:36.230 (22)
21	22 G.IBAÑEZ BARREIRO	44.107	30 M.CASTRO LORENTE	43.487	47 M.FAJEDA REINA	28.211	81 I.MORENO DE CALA CORREA	39.772	21	30	2:35.476	2:36.219 (21)
22	26 F.FERNANDEZ-BRAVO GARCIA	44.167	9 G.GOMAR GOMAR	43.527	7 A.RUIZ DE LA HERMOSA CORREA	28.216	6 F.COMENDADOR DIAZ-MAROTO	39.786	22	81	2:35.750	2:36.105 (20)
23	7 A.RUIZ DE LA HERMOSA CORREA	44.168	21 S.CABAL DIEZ	43.562	22 G.IBAÑEZ BARREIRO	28.258	21 S.CABAL DIEZ	39.823	23	9	2:35.783	2:36.262 (24)
24	30 M.CASTRO LORENTE	44.171	26 F.FERNANDEZ-BRAVO GARCIA	43.634	17 F.PEREZ SIERRA	28.299	89 F.MARQUES IGNACIO	39.902	24	26	2:35.829	2:36.256 (23)
25	9 G.GOMAR GOMAR	44.269	47 M.FAJEDA REINA	43.860	9 G.GOMAR GOMAR	28.308	88 P.BLANCO AVILEO	39.963	25	47	2:36.130	2:36.878 (25)
26	6 F.COMENDADOR DIAZ-MAROTO	44.371	33 S.XAVIER SOLER	43.891	26 F.FERNANDEZ-BRAVO GARCIA	28.326	30 M.CASTRO LORENTE	39.965	26	22	2:36.567	2:37.774 (30)
27	17 F.PEREZ SIERRA	44.371	36 M.SANCHO MUÑOZ	44.065	36 M.SANCHO MUÑOZ	28.417	47 M.FAJEDA REINA	40.006	27	33	2:36.919	2:37.404 (26)
28	33 S.XAVIER SOLER	44.402	22 G.IBAÑEZ BARREIRO	44.118	33 S.XAVIER SOLER	28.466	22 G.IBAÑEZ BARREIRO	40.084	28	36	2:37.108	2:37.609 (27)
29	36 M.SANCHO MUÑOZ	44.415	88 P.BLANCO AVILEO	44.191	81 I.MORENO DE CALA CORREA	28.546	17 F.PEREZ SIERRA	40.127	29	17	2:37.182	2:37.882 (31)
30	89 F.MARQUES IGNACIO	44.491	89 F.MARQUES IGNACIO	44.196	89 F.MARQUES IGNACIO	28.635	33 S.XAVIER SOLER	40.160	30	89	2:37.224	2:37.656 (28)
31	88 P.BLANCO AVILEO	44.530	3 I.MARTIN NAVAS	44.264	3 I.MARTIN NAVAS	28.680	36 M.SANCHO MUÑOZ	40.211	31	88	2:37.371	2:37.720 (29)
32	3 I.MARTIN NAVAS	44.731	14 A.HONRADO DE LA CRUZ	44.280	88 P.BLANCO AVILEO	28.687	3 I.MARTIN NAVAS	40.350	32	3	2:38.025	2:38.067 (32)
33	94 A.CERVERA ROJAS	44.775	69 M.NARDI SOLIVELLAS	44.291	69 M.NARDI SOLIVELLAS	28.722	69 M.NARDI SOLIVELLAS	40.464	33	69	2:38.283	2:39.596 (34)
34	69 M.NARDI SOLIVELLAS	44.806	17 F.PEREZ SIERRA	44.385	94 A.CERVERA ROJAS	28.765	94 A.CERVERA ROJAS	40.597	34	94	2:38.525	2:38.722 (33)
35	11 M.MANUEL GONZALEZ	45.012	94 A.CERVERA ROJAS	44.388	11 M.MANUEL GONZALEZ	28.902	14 A.HONRADO DE LA CRUZ	40.605	35	11	2:39.148	2:39.942 (35)
36	25 M.COZAR FERNANDEZ	45.161	11 M.MANUEL GONZALEZ	44.519	51 J.PEREZ MARTINEZ	28.942	51 J.PEREZ MARTINEZ	40.710	36	14	2:39.427	2:40.643 (38)
37	20 J.BARTOL SALAZAR	45.193	51 J.PEREZ MARTINEZ	44.582	14 A.HONRADO DE LA CRUZ	29.000	11 M.MANUEL GONZALEZ	40.715	37	25	2:39.548	2:40.217 (37)
38	51 J.PEREZ MARTINEZ	45.430	25 M.COZAR FERNANDEZ	44.603	25 M.COZAR FERNANDEZ	29.056	25 M.COZAR FERNANDEZ	40.728	38	51	2:39.664	2:40.044 (36)
39	14 A.HONRADO DE LA CRUZ	45.542	12 D.SANCHEZ PECES	44.734	20 J.BARTOL SALAZAR	29.337	12 D.SANCHEZ PECES	41.231	39	20	2:40.609	2:42.100 (40)
40	12 D.SANCHEZ PECES	45.809	20 J.BARTOL SALAZAR	44.782	12 D.SANCHEZ PECES	29.628	20 J.BARTOL SALAZAR	41.297	40	12	2:41.402	2:41.766 (39)



SAXO

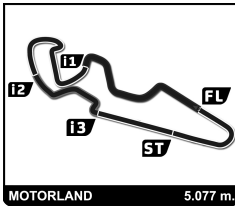
TROFEO ANIVERSARIO MOTORLAND 2021

Carrera 1

Modificada

Mejores velocidades máximas

Equipo	Coche	Clase	Piloto V.Max.	V.Max 1		V.Max 2		V.Max 3		V.Max 4		V.Max 5		
				Km/h	Vlt.	Km/h	Vlt.	Km/h	Vlt.	Km/h	Vlt.	Km/h	Vlt.	Pro
23 C.D.E. ULTIMA VUELTA		ROOKIE	C. RUBIO RODRIGUEZ	180.3	3	179.4	6	179.4	5	178.5	4	177.9	7	179,1
19 C.D.E. ULTIMA VUELTA			F. NAVARRETE RODRIGO	180.0	3	180.0	1	178.8	2	178.2	5	177.3	10	178,9
5 EFICAR TEAM			J. LOPEZ POZUELO RIVAS	179.1	3	177.9	1	177.3	2	176.8	9	175.9	8	177,4
9 EFICAR TEAM			G. GOMAR GOMAR	179.1	5	177.9	7	177.6	8	177.6	6	176.8	10	177,8
44 C.D.E. ULTIMA VUELTA			I. ALVAREZ ALVAREZ	179.1	2	177.9	1	176.8	3	175.9	4	174.8	5	176,9
74 C.D.E. ULTIMA VUELTA			R. JIMENEZ MENDEZ	178.8	1	178.2	8	177.3	7	176.8	2	176.2	6	177,5
4 ISRAEL DE ANA MORALES			I. DE ANA MORALES	178.5	1	178.2	2	176.8	3	175.9	5	172.8	4	176,4
8 PROMOTION MOTORSPORT			O. MARTIN GARCIA	178.5	3	178.5	2	177.0	7	176.2	5	176.2	1	177,3
13 C.D.E. ULTIMA VUELTA			I. ARQUERO SAZ	178.5	6	177.9	2	177.6	3	175.9	1	175.9	5	177,2
70 EFICAR TEAM			S. CASTILLA SALINERO	178.2	6	177.9	3	177.9	2	177.0	1	176.8	7	177,6
72 C.D.E. ULTIMA VUELTA			R. CAMACHO ANGULO	178.2	3	177.6	1	177.0	2	176.5	9	175.0	8	176,9
37 C.D.E. ULTIMA VUELTA			E. HERNANDO ALONSO	177.9	7	177.6	6	177.6	1	177.3	9	177.3	3	177,5
77 VSR			A. GARCIA CASARES	177.9	3	177.6	4	177.3	5	176.8	6	176.5	1	177,2
7 C.D.E. ULTIMA VUELTA		ROOKIE	A. RUIZ DE LA HERMOSA CORREA	177.6	2	177.3	9	176.5	4	176.5	3	175.9	7	176,8
24 VSR		ROOKIE	J. UGALDE MORENO	177.6	3	175.3	1	175.0	10	174.5	8	174.2	7	175,3
80 C.D.E. ULTIMA VUELTA			F. PANIAGUA DURAN	177.6	2	176.2	3	175.6	1	175.0	6	174.8	8	175,8
27 C.D.E. ULTIMA VUELTA			M. DE DIEGO BRAVO	177.3	3	176.8	2	176.2	1	175.6	7	175.6	6	176,3
76 AD CLEMENTE ARROYO		ROOKIE	J. MAZUECOS FERNANDEZ	177.3	10	177.3	7	177.3	6	177.3	4	177.0	2	177,2
26 C.D.E. ULTIMA VUELTA		ROOKIE	F. FERNANDEZ-BRAVO GARCIA	176.5	6	175.6	9	175.6	4	175.0	10	174.8	5	175,5
33 AKULO MOTORSPORT		ROOKIE	S. XAVIER SOLER	176.5	5	175.9	1	175.0	2	174.2	10	174.2	9	175,2
34 VSR			I. VELASCO SANCHEZ	176.5	3	175.9	6	175.0	8	175.0	7	175.0	5	175,5
88 C.D.E. ULTIMA VUELTA		ROOKIE	P. BLANCO AVILEO	176.5	6	175.3	9	175.0	3	175.0	2	174.5	5	175,3
17 C.D.E. ULTIMA VUELTA			F. PEREZ SIERRA	176.2	8	175.6	2	175.3	7	175.3	3	174.8	6	175,4
21 RASANTE SPORT			S. CABAL DIEZ	176.2	5	176.2	3	175.6	6	175.6	4	175.6	2	175,8
22 AUTOMOVIL CLUB ZARAGOZA		ROOKIE	G. IBÁÑEZ BARREIRO	175.9	4	174.8	3	173.4	2	171.7	9	171.4	5	173,4
47 ESCUDERIA MALLORCA COMPETICIÓN		ROOKIE	M. FAJEDA REINA	175.9	3	175.3	7	174.8	2	174.8	1	173.1	10	174,8
6 DEYSCOM SPORT		ROOKIE	F. COMENDADOR DIAZ-MAROTO	175.6	2	174.5	3	174.2	9	173.1	1	172.8	7	174,0
30 C.D.E. ULTIMA VUELTA			M. CASTRO LORENTE	175.6	3	174.5	5	173.9	2	173.4	1	172.5	7	174,0
36 C.D.E. ULTIMA VUELTA		ROOKIE	M. SANCHO MUÑOZ	175.6	7	175.0	1	175.0	3	174.8	2	174.8	5	175,0
14 C.D.E. ULTIMA VUELTA		ROOKIE	A. HONRADO DE LA CRUZ	175.3	1	174.8	6	174.2	3	173.6	2	173.4	7	174,3
51 ESCUDERIA CENTRO		ROOKIE	J. PEREZ MARTINEZ	175.0	5	173.6	8	172.5	3	172.0	7	172.0	4	173,0
69 C.D.E. ULTIMA VUELTA		ROOKIE	M. NARDI SOLIVELLAS	174.5	1	173.6	2	172.0	9	172.0	5	172.0	3	172,8
81 SMC JUNIOR			I. MORENO DE CALA CORREA	174.5	2	174.5	3	174.2	1	173.6	5	172.5	4	173,9
89 ESCUDERIA GREDOS		ROOKIE	F. MARQUES IGNACIO	174.5	2	174.2	10	173.6	5	172.8	6	172.8	3	173,6
3 C.D.E. ULTIMA VUELTA		ROOKIE	I. MARTIN NAVAS	173.9	1	173.6	6	173.4	5	173.1	8	173.1	2	173,4
12 C.D.E. ULTIMA VUELTA		ROOKIE	D. SANCHEZ PECES	173.9	2	169.5	1	169.3	3	162.9	4	161.9	7	167,5
25 C.D.E. ULTIMA VUELTA		ROOKIE	M. COZAR FERNANDEZ	173.6	3	173.4	2	173.4	1	173.1	8	172.8	6	173,3
94 C.D.E. ULTIMA VUELTA		ROOKIE	A. CERVERA ROJAS	173.6	7	173.1	8	173.1	1	172.8	10	172.2	6	173,0
11 C.D.E. ULTIMA VUELTA			M. MANUEL GONZALEZ	172.5	5	172.2	7	172.2	4	171.7	2	171.4	6	172,0
20 C.D.E. ULTIMA VUELTA			J. BARTOL SALAZAR	172.0	5	171.4	2	171.2	9	170.9	4	170.6	6	171,2
93 CLUB JARAMA SPORT														



SAXO

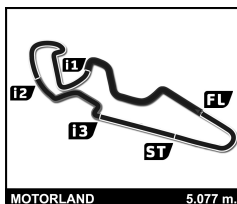
TROFEO ANIVERSARIO MOTORLAND 2021

Carrera 1

Modificada

Secuencia de líderes por Clase

Nº	Equipo	Coche	Vuelta a	Vuelta Final	Vlts.	Total Vlts.
34	VSR		1	10	10	10
ROOKIE						
76	AD CLEMENTE ARROYO		1	10	10	10



SAXO

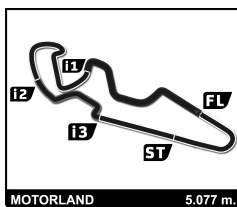
TROFEO ANIVERSARIO MOTORLAND 2021

Carrera 1

Modificada

Secuencia de vueltas rápidas

T. Sesión	Nº Equipo	Coche	Clase	Piloto	Tiempo	Km/h	Vlt.
5:08.719	34 VSR			Ivan VELASCO SANCHEZ	2:32.743	119.7	2



SAXO

TROFEO ANIVERSARIO MOTORLAND 2021

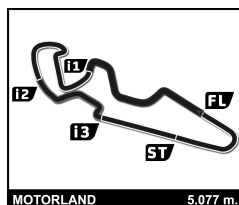
Carrera 1

Modificada

Tiempos por vuelta

Piloto Doblado

Nº	Tiempo	Dif.	Nº	Tiempo	Dif.	Nº	Tiempo	Dif.	Nº	Tiempo	Dif.	Nº	Tiempo	Dif.
Lap 1														
34	2:35.976	0.000	5	2:36.204	9.087	88	2:38.810	31.152	27	2:33.596	1.781	7	2:36.193	28.087
27	2:36.465	0.489	80	2:36.016	9.156	33	2:39.952	34.737	72	2:33.926	5.022	30	2:37.620	32.064
76	2:37.332	1.356	44	2:35.171	9.241	94	2:39.893	35.113	76	2:34.077	5.344	6	2:37.650	34.242
72	2:37.608	1.632	13	2:34.729	9.756	3	2:39.538	36.567	37	2:33.775	5.891	81	2:40.372	34.427
23	2:37.761	1.785	21	2:35.239	12.125	25	2:43.808	38.664	23	2:34.831	6.393	9	2:36.262	35.287
37	2:38.380	2.404	81	2:36.105	14.099	14	2:42.885	39.007	4	2:34.339	11.058	47	2:37.870	36.948
77	2:38.712	2.736	6	2:36.230	14.713	22	2:39.870	39.251	19	2:33.807	11.090	26	2:36.256	37.499
70	2:39.454	3.478	7	2:36.057	14.883	51	2:41.847	40.248	8	2:34.247	11.701	36	2:37.609	40.591
4	2:39.754	3.778	30	2:36.551	16.344	69	2:40.089	41.231	77	2:34.218	12.065	17	2:38.339	44.687
8	2:40.227	4.251	47	2:37.251	17.294	12	2:44.421	43.284	24	2:35.024	13.463	89	2:38.377	45.068
24	2:41.130	5.154	36	2:37.789	19.112	20	2:42.289	45.162	70	2:36.045	15.623	88	2:37.720	47.562
5	2:41.602	5.626	9	2:37.454	19.357	11	2:39.947	47.129	74	2:36.018	15.722	22	2:39.415	56.550
80	2:41.859	5.883	26	2:37.830	22.500	Lap 4			80	2:35.992	15.886	33	2:38.744	57.816
19	2:42.346	6.370	17	2:39.182	23.576	34	2:32.764		13	2:35.078	17.324	94	2:42.348	58.095
74	2:42.397	6.421	89	2:39.962	24.647	27	2:33.140	1.309	5	2:34.856	18.561	3	2:39.571	58.907
44	2:42.789	6.813	88	2:40.805	25.202	72	2:33.999	4.220	44	2:36.861	19.744	44	3:13.982	1:00.858
13	2:43.746	7.770	33	2:40.345	27.645	76	2:34.517	4.391	21	2:35.584	19.925	69	2:39.847	1:04.164
21	2:45.605	9.629	25	2:41.995	27.716	23	2:34.037	4.686	7	2:35.895	24.762	14	2:42.171	1:05.418
81	2:46.713	10.737	94	2:41.901	28.080	37	2:33.608	5.240	81	2:37.830	26.923	25	2:41.094	1:08.244
6	2:47.202	11.226	14	2:42.188	28.982	4	2:35.038	9.843	30	2:36.219	27.312	11	2:40.451	1:10.828
7	2:47.545	11.569	3	2:39.721	29.889	19	2:34.200	10.407	6	2:36.596	29.460	51	2:43.742	1:11.211
30	2:48.512	12.536	51	2:43.302	31.261	8	2:34.535	10.578	9	2:36.975	31.893	20	2:42.100	1:13.058
47	2:48.762	12.786	12	2:41.766	31.723	77	2:34.693	10.971	47	2:38.905	31.946	4	3:42.057	1:20.247
36	2:50.042	14.066	22	2:38.245	32.241	24	2:35.005	11.563	26	2:36.355	34.111	12	2:57.295	1:39.661
9	2:50.622	14.646	69	2:43.642	34.002	70	2:36.052	12.702	36	2:38.299	35.850	Lap 7		
17	2:53.113	17.137	20	2:43.267	35.733	74	2:35.233	12.828	17	2:38.597	39.216	34	2:34.347	
88	2:53.116	17.140	11	2:41.894	40.042	80	2:34.767	13.018	89	2:38.167	39.559	27	2:34.347	2.251
26	2:53.389	17.413	Lap 3			13	2:35.270	15.370	88	2:37.897	42.710	72	2:35.212	7.283
89	2:53.404	17.428	34	2:32.860		44	2:36.072	16.007	94	2:39.958	48.615	76	2:35.207	7.416
25	2:54.440	18.464	27	2:32.983	0.933	5	2:36.286	16.829	22	2:37.845	50.003	37	2:35.039	7.713
94	2:54.898	18.922	76	2:33.580	2.638	21	2:35.434	17.465	33	2:39.514	51.940	23	2:35.185	8.347
14	2:55.513	19.537	72	2:33.434	2.985	7	2:36.062	21.991	14	2:40.643	56.115	19	2:34.711	12.606
33	2:56.019	20.043	23	2:33.052	3.413	81	2:37.169	22.217	69	2:39.596	57.185	77	2:35.585	15.426
51	2:56.678	20.702	37	2:33.349	4.396	30	2:36.842	24.217	25	2:40.602	1:00.018	8	2:36.310	15.797
12	2:58.676	22.700	4	2:35.057	7.569	6	2:38.937	25.988	51	2:41.136	1:00.337	24	2:36.297	18.179
3	2:58.887	22.911	8	2:36.083	8.807	47	2:37.617	26.165	11	2:41.294	1:03.245	70	2:34.949	18.615
69	2:59.079	23.103	19	2:34.492	8.971	9	2:37.317	28.042	20	2:42.449	1:03.826	74	2:35.630	19.686
20	3:01.185	25.209	77	2:36.755	9.042	36	2:38.045	30.675	12	2:51.315	1:15.234	80	2:35.780	20.146
22	3:02.715	26.739	24	2:34.673	9.322	26	2:36.283	30.880	Lap 6					
11	3:06.867	30.891	70	2:37.175	9.414	17	2:37.909	33.743	34	2:32.868				
Lap 2			74	2:34.694	10.359	89	2:37.837	34.516	27	2:33.338	2.251			
34	2:32.743		80	2:34.719	11.015	88	2:39.549	37.937	72	2:34.264	6.418			
27	2:33.064	0.810	44	2:36.318	12.699	94	2:39.432	41.781	76	2:34.080	6.556			
76	2:33.305	1.918	13	2:35.968	12.864	3	2:40.672	44.475	37	2:33.998	7.021			
72	2:33.522	2.411	5	2:37.080	13.307	22	2:38.795	45.282	23	2:33.984	7.509			
23	2:34.179	3.221	21	2:35.530	14.795	33	2:43.577	45.550	19	2:34.020	12.242			
37	2:34.246	3.907	81	2:36.573	17.812	14	2:42.353	48.596	8	2:35.001	13.834			
70	2:34.364	5.099	7	2:36.670	18.693	69	2:42.246	50.713	77	2:34.991	14.188			
77	2:35.154	5.147	6	2:37.962	19.815	51	2:44.841	52.325	24	2:35.634	16.229			
4	2:34.337	5.372	30	2:36.655	20.139	25	2:46.640	52.540	70	2:35.258	18.013			
8	2:34.076	5.584	47	2:36.878	21.312	20	2:42.103	54.501	74	2:35.549	18.403			
19	2:33.712	7.339	9	2:36.992	23.489	11	2:40.710	55.075	13	2:34.172	18.628			
24	2:35.098	7.509	36	2:39.142	25.394	12	2:46.523	57.043	80	2:35.695	18.713			
74	2:34.847	8.525	26	2:37.721	27.361	Lap 5			5	2:34.527	20.220			
			17	2:37.882	28.598	34	2:33.124		21	2:36.761	23.818			
			89	2:37.656	29.443				81	2:53.696	53.776			
									22	2:38.534	1:00.557			
									33	2:39.032	1:02.501			
									3	2:41.185	1:05.745			
									94	2:42.604	1:06.352			



SAXO

TROFEO ANIVERSARIO MOTORLAND 2021

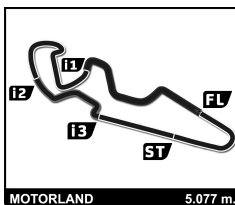
Carrera 1

Modificada

Tiempos por vuelta

Piloto Doblado

Nº	Tiempo	Dif.	Nº	Tiempo	Dif.	Nº	Tiempo	Dif.	Nº	Tiempo	Dif.	Nº	Tiempo	Dif.
69	2:40.481	1:10.298	70	2:39.815	25.302	14	2:41.887	1:30.786						
14	2:40.643	1:11.714	80	2:39.022	25.619	25	2:41.713	1:33.608						
25	2:41.197	1:15.094	5	2:38.842	26.099	51	2:41.459	1:37.147						
11	2:39.942	1:16.423	21	2:35.874	28.747	11	2:50.136	1:52.014						
51	2:40.044	1:16.908	7	2:38.917	37.787									
20	2:42.571	1:21.282	24	2:51.777	37.832									
12	2:50.891	1:56.205	30	2:37.376	41.702									
Lap 8														
34	2:33.746		47	2:37.444	53.749									
27	2:34.131	2.636	26	2:37.210	54.387									
76	2:36.183	9.853	17	2:39.014	58.075									
37	2:36.234	10.201	89	2:39.068	59.600									
72	2:36.681	10.218	88	2:39.611	1:06.079									
23	2:35.962	10.563	22	2:37.774	1:07.799									
19	2:34.099	12.959	33	2:37.895	1:09.016									
77	2:34.453	16.133	3	2:40.422	1:15.450									
8	2:35.494	17.545	94	2:40.863	1:17.153									
70	2:35.656	20.525	69	2:40.660	1:22.588									
24	2:36.660	21.093	14	2:40.786	1:24.966									
74	2:35.422	21.362	25	2:41.435	1:27.962									
80	2:35.235	21.635	51	2:41.794	1:31.755									
5	2:34.837	22.295	36	3:11.227	1:34.588									
21	2:35.877	27.911	11	2:43.330	1:37.945									
7	2:37.075	33.908	Lap 10											
30	2:37.654	39.364	34	2:36.067										
6	2:36.454	41.091	27	2:36.528	3.278									
9	2:36.435	41.535	72	2:36.281	11.831									
47	2:37.827	51.343	76	2:37.338	11.982									
26	2:37.593	52.215	19	2:35.722	12.311									
17	2:38.895	54.099	23	2:37.033	12.750									
89	2:39.109	55.570	37	2:36.373	13.198									
36	2:45.143	58.399	77	2:37.632	18.613									
88	2:40.201	1:01.506	8	2:39.421	23.967									
22	2:38.252	1:05.063	74	2:37.892	25.463									
33	2:37.404	1:06.159	5	2:37.916	27.948									
3	2:38.067	1:10.066	80	2:38.555	28.107									
94	2:38.722	1:11.328	70	2:39.284	28.519									
69	2:40.414	1:16.966	21	2:37.254	29.934									
14	2:41.250	1:19.218	12	3:19.890	1 Vit.									
25	2:40.217	1:21.565	24	2:39.154	40.919									
51	2:41.837	1:24.999	7	2:39.324	41.044									
11	2:46.976	1:29.653	20	3:48.851	1 Vit.									
20	3:17.491	2:05.027	6	2:41.496	47.894									
12	3:07.058	2:29.517	9	2:41.130	49.572									
Lap 9														
34	2:35.038		30	2:47.377	53.012									
27	2:35.219	2.817	47	2:37.851	55.533									
76	2:35.896	10.711	26	2:37.932	56.252									
72	2:36.437	11.617	89	2:40.245	1:03.778									
23	2:36.259	11.784	17	2:41.980	1:03.988									
19	2:34.735	12.656	22	2:38.701	1:10.433									
37	2:37.729	12.892	88	2:40.510	1:10.522									
77	2:35.953	17.048	33	2:37.889	1:10.838									
8	2:38.106	20.613	3	2:42.796	1:22.179									
74	2:37.314	23.638	94	2:41.840	1:22.926									
			69	2:41.573	1:28.094									



SAXO TROFEO ANIVERSARIO MOTORLAND 2021

Modificada

Carrera 1

Vuelta a vuelta

— Vuelta invalidada ■ Mejor Personal ■ Mejor de la sesión B Cruzando por el pit lane

Vlt.	P	Tiempo	Sector 1	Sector 2	Sector 3	Sector 4	T. Sesión
------	---	--------	----------	----------	----------	----------	-----------

3	C.D.E. ULTIMA VUELTA							ROOKIE	
	1.Ivan Manuel MARTIN NAV.								
	1	1	2:58.887	1:02.511	45.585	30.170	40.621		2:58.887
	2	1	2:39.721	45.359	44.395	29.489	40.478		5:38.608
	3	1	2:39.538	45.674	44.479	29.035	40.350		8:18.146
	4	1	2:40.672	46.817	44.357	28.680	40.818		10:58.818
	5	1	2:40.853	46.206	44.539	28.788	41.320		13:39.671
	6	1	2:39.571	45.441	44.691	28.903	40.536		16:19.242
	7	1	2:41.185	45.290	45.312	29.993	40.590		19:00.427
	8	1	2:38.067	44.731	44.264	28.681	40.391		21:38.494
	9	1	2:40.422	45.972	44.548	28.844	41.058		24:18.916
10	1	2:42.796	46.225	45.403	29.988	41.180	27:01.712		

4	ISRAEL DE ANA MORALES							
	1.Israel DE ANA MORALES							
	1	1	2:39.754	49.105	43.437	27.720	39.492	2:39.754
	2	1	2:34.337	43.259	43.071	28.266	39.741	5:14.091
	3	1	2:35.057	44.037	43.479	27.915	39.626	7:49.148
	4	1	2:35.038	43.782	43.352	27.960	39.944	10:24.186
	5	1	2:34.339	43.500	42.989	27.913	39.937	12:58.525
6	1	3:42.057 B	44.418	1:42.462	29.554	45.623	16:40.582	

5	EFICAR TEAM							
	1.Jesus LOPEZ POZUELO F							
	1	1	2:41.602	50.014	43.322	28.561	39.705	2:41.602
	2	1	2:36.204	43.580	43.837	28.985	39.802	5:17.806
	3	1	2:37.080	45.733	43.560	28.004	39.783	7:54.886
	4	1	2:36.286	44.099	43.600	28.477	40.110	10:31.172
	5	1	2:34.856	43.671	43.279	27.993	39.913	13:06.028
	6	1	2:34.527	43.578	43.536	27.600	39.813	15:40.555
	7	1	2:35.331	43.791	43.629	27.914	39.997	18:15.886
	8	1	2:34.837	43.594	43.480	27.958	39.805	20:50.723
	9	1	2:38.842	44.895	43.884	30.052	40.011	23:29.565
10	1	2:37.916	44.376	43.985	28.812	40.743	26:07.481	

6	DEYSCOM SPORT							
	1.Francisco COMENDADOR							
	1	1	2:47.202	53.568	44.562	29.030	40.042	2:47.202
	2	1	2:36.230	44.782	43.461	28.201	39.786	5:23.432
	3	1	2:37.962	45.545	43.653	28.378	40.386	8:01.394
	4	1	2:38.937	44.372	44.488	29.379	40.698	10:40.331
	5	1	2:36.596	44.729	43.667	27.919	40.281	13:16.927
	6	1	2:37.650	44.494	43.965	28.327	40.864	15:54.577
	7	1	2:38.488	45.215	44.175	28.745	40.353	18:33.065
	8	1	2:36.454	44.544	43.628	27.810	40.472	21:09.519
	9	1	2:36.412	44.371	44.054	27.878	40.109	23:45.931
10	1	2:41.496	44.782	46.489	28.967	41.258	26:27.427	

7	C.D.E. ULTIMA VUELTA						
	1.Alvaro RUIZ DE LA HERMI						

Vlt.	P	Tiempo	Sector 1	Sector 2	Sector 3	Sector 4	T. Sesión
------	---	--------	----------	----------	----------	----------	-----------

1	1	2:47.545	53.701	44.446	29.361	40.037	2:47.545
2	1	2:36.057	44.705	43.387	28.491	39.474	5:23.602
3	1	2:36.670	44.788	43.499	28.497	39.886	8:00.272
4	1	2:36.062	44.168	43.383	28.818	39.693	10:36.334
5	1	2:35.895	44.344	43.451	28.388	39.712	13:12.229
6	1	2:36.193	44.201	43.589	28.216	40.187	15:48.422
7	1	2:36.839	44.578	43.727	28.433	40.101	18:25.261
8	1	2:37.075	44.719	43.993	28.376	39.987	21:02.336
9	1	2:38.917	45.388	44.647	29.201	39.681	23:41.253
10	1	2:39.324	45.775	43.722	28.804	41.023	26:20.577

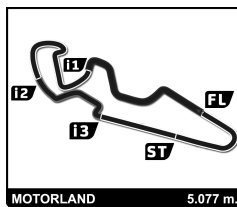
8	PROMOTION MOTORSPORT							
	1.Oliver MARTIN GARCIA							
	1	1	2:40.227	48.848	43.921	28.110	39.348	2:40.227
	2	1	2:34.076	43.335	43.265	27.924	39.552	5:14.303
	3	1	2:36.083	44.387	43.632	28.207	39.857	7:50.386
	4	1	2:34.535	43.649	43.101	28.480	39.305	10:24.921
	5	1	2:34.247	43.607	43.187	27.898	39.555	12:59.168
	6	1	2:35.001	44.058	43.121	27.914	39.908	15:34.169
	7	1	2:36.310	43.459	44.016	28.851	39.984	18:10.479
	8	1	2:35.494	43.854	43.538	28.279	39.823	20:45.973
	9	1	2:38.106	44.277	44.414	29.070	40.345	23:24.079
10	1	2:39.421	44.830	44.037	29.654	40.900	26:03.500	

9	EFICAR TEAM							
	1.Gustavo GOMAR GOMAR							
	1	1	2:50.622	56.397	44.875	29.452	39.898	2:50.622
	2	1	2:37.454	44.375	44.031	29.269	39.779	5:28.076
	3	1	2:36.992	44.564	43.997	28.590	39.841	8:05.068
	4	1	2:37.317	44.371	44.304	28.628	40.014	10:42.385
	5	1	2:36.975	44.269	43.998	28.852	39.856	13:19.360
	6	1	2:36.262	44.419	43.839	28.325	39.679	15:55.622
	7	1	2:37.906	45.459	44.102	28.563	39.782	18:33.528
	8	1	2:36.435	44.877	43.527	28.308	39.723	21:09.963
	9	1	2:38.012	44.411	44.473	28.938	40.190	23:47.975
10	1	2:41.130	45.066	45.189	28.797	42.078	26:29.105	

11	C.D.E. ULTIMA VUELTA							
	1.Marcos MANUEL GONZAL							
	1	1	3:06.867	1:07.305	47.575	29.974	42.013	3:06.867
	2	1	2:41.894	46.011	45.036	30.132	40.715	5:48.761
	3	1	2:39.947	45.673	44.579	28.902	40.793	8:28.708
	4	1	2:40.710	45.549	44.793	29.469	40.899	11:09.418
	5	1	2:41.294	45.715	44.638	29.925	41.016	13:50.712
	6	1	2:40.451	45.012	45.171	29.017	41.251	16:31.163
	7	1	2:39.942	45.193	44.519	29.147	41.083	19:11.105
	8	1	2:46.976	51.565	44.829	29.111	41.471	21:58.081
	9	1	2:43.330	46.772	45.448	29.403	41.707	24:41.411
10	1	2:50.136	51.000	46.387	30.618	42.131	27:31.547	

12	C.D.E. ULTIMA VUELTA						
	1.Daniel SANCHEZ PECES						

1	1	2:58.676	1:01.306	45.397	29.982	41.991	2:58.676
---	---	----------	----------	--------	--------	--------	----------



SAXO TROFEO ANIVERSARIO MOTORLAND 2021

Modificada

Carrera 1

Vuelta a vuelta

— Vuelta invalidada ■ Mejor Personal ■ Mejor de la sesión ■ Cruzando por el pit lane

Vlt.	P	Tiempo	Sector 1	Sector 2	Sector 3	Sector 4	T. Sesión
2	1	2:41.766	46.173	44.734	29.628	41.231	5:40.442
3	1	2:44.421	45.809	45.667	29.949	42.996	8:24.863
4	1	2:46.523	47.873	45.232	29.936	43.482	11:11.386
5	1	2:51.315	48.985	47.640	30.183	44.507	14:02.701
6	1	2:57.295	48.439	47.698	37.145	44.013	16:59.996
7	1	2:50.891	48.560	46.977	30.620	44.734	19:50.887
8	1	3:07.058	48.036	47.508	45.577	45.937	22:57.945
9	1	3:19.890	51.179	49.259	53.412	46.040	26:17.835

13 C.D.E. ULTIMA VUELTA
1.Ismael ARQUERO SAZ

1	1	2:43.746	52.572	43.492	28.074	39.608	2:43.746
2	1	2:34.729	43.612	43.141	28.422	39.554	5:18.475
3	1	2:35.968	44.681	43.279	28.233	39.775	7:54.443
4	1	2:35.270	43.948	43.456	27.717	40.149	10:29.713
5	1	2:35.078	44.089	43.437	27.862	39.690	13:04.791
6	1	2:34.172	43.782	43.249	27.569	39.572	15:38.963
7	1	2:54.386B	55.272	44.638	28.491	45.985	18:33.349

14 C.D.E. ULTIMA VUELTA
1.Antonio HONRADO DE LA ROOKIE

1	1	2:55.513	59.404	45.280	30.071	40.758	2:55.513
2	1	2:42.188	46.531	45.195	29.857	40.605	5:37.701
3	1	2:42.885	47.030	44.954	29.988	40.913	8:20.586
4	1	2:42.353	47.453	44.483	29.388	41.029	11:02.939
5	1	2:40.643	45.964	44.280	29.353	41.046	13:43.582
6	1	2:42.171	46.300	45.726	29.492	40.653	16:25.753
7	1	2:40.643	45.542	44.909	29.445	40.747	19:06.396
8	1	2:41.250	45.832	45.296	29.290	40.832	21:47.646
9	1	2:40.786	45.863	45.027	29.000	40.896	24:28.432
10	1	2:41.887	45.883	44.826	29.603	41.575	27:10.319

17 C.D.E. ULTIMA VUELTA
1.Francisco PEREZ SIERRA
2.Alberto MARTIN MARTIN

1	1	2:53.113	57.280	44.974	30.120	40.739	2:53.113
2	1	2:39.182	45.187	45.036	28.832	40.127	5:32.295
3	1	2:37.882	44.589	44.385	28.521	40.387	8:10.177
4	1	2:37.909	44.371	44.659	28.456	40.423	10:48.086
5	1	2:38.597	44.704	44.557	28.558	40.778	13:26.683
6	1	2:38.339	44.798	44.438	28.299	40.804	16:05.022
7	1	2:38.610	44.449	45.393	28.523	40.245	18:43.632
8	1	2:38.895	44.554	44.595	28.842	40.904	21:22.527
9	1	2:39.014	44.780	44.412	28.838	40.984	24:01.541
10	1	2:41.980	46.052	45.674	28.974	41.280	26:43.521

19 C.D.E. ULTIMA VUELTA
1.Fernando NAVARRETE RC

1	1	2:42.346	52.255	42.992	27.870	39.229	2:42.346
2	1	2:33.712	43.178	43.461	27.752	39.321	5:16.058
3	1	2:34.492	42.953	43.454	28.331	39.754	7:50.550
4	1	2:34.200	44.002	42.805	27.680	39.713	10:24.750
5	1	2:33.807	43.315	42.799	28.045	39.648	12:58.557
6	1	2:34.020	43.816	43.135	27.620	39.449	15:32.577

Vlt.	P	Tiempo	Sector 1	Sector 2	Sector 3	Sector 4	T. Sesión
7	1	2:34.711	43.300	43.270	27.915	40.226	18:07.288
8	1	2:34.099	43.427	43.241	27.713	39.718	20:41.387
9	1	2:34.735	43.283	43.457	28.018	39.977	23:16.122
10	1	2:35.722	43.240	43.325	29.065	40.092	25:51.844

20 C.D.E. ULTIMA VUELTA
1.Jose David BARTOL SALA

1	1	3:01.185	1:02.118	45.680	31.594	41.793	3:01.185
2	1	2:43.267	46.145	45.385	30.440	41.297	5:44.452
3	1	2:42.289	45.957	44.782	29.805	41.745	8:26.741
4	1	2:42.103	45.455	44.917	30.272	41.459	11:08.844
5	1	2:42.449	45.193	44.910	30.319	42.027	13:51.293
6	1	2:42.100	45.274	45.770	29.586	41.470	16:33.393
7	1	2:42.571	45.697	45.340	29.337	42.197	19:15.964
8	1	3:17.491B	55.190	52.402	36.099	53.800	22:33.455
9	1	3:48.851	1:50.452	46.903	30.184	41.312	26:22.306

21 RASANTE SPORT
1.Sergio CABAL DIEZ

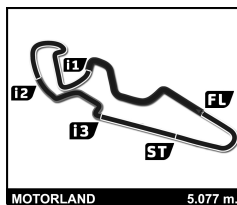
1	1	2:45.605	53.111	44.370	28.183	39.941	2:45.605
2	1	2:35.239	43.722	43.571	28.123	39.823	5:20.844
3	1	2:35.530	43.880	43.591	28.118	39.941	7:56.374
4	1	2:35.434	43.753	43.664	28.189	39.828	10:31.808
5	1	2:35.584	43.590	43.562	28.601	39.831	13:07.392
6	1	2:36.761	44.454	43.767	27.944	40.596	15:44.153
7	1	2:36.309	43.885	43.874	28.250	40.300	18:20.462
8	1	2:35.877	43.767	43.749	28.131	40.230	20:56.339
9	1	2:35.874	43.758	43.951	28.207	39.958	23:32.213
10	1	2:37.254	43.819	43.971	28.809	40.655	26:09.467

22 AUTOMOVIL CLUB ZARAGOZA
1.Guillermo IBAÑEZ BARRE ROOKIE

1	1	3:02.715	1:07.317	46.139	28.950	40.309	3:02.715
2	1	2:38.245	44.887	44.439	28.835	40.084	5:40.960
3	1	2:39.870	45.215	44.563	29.801	40.291	8:20.830
4	1	2:38.795	45.960	44.118	28.545	40.172	10:59.625
5	1	2:37.845	44.741	44.364	28.258	40.482	13:37.470
6	1	2:39.415	44.569	45.400	28.437	41.009	16:16.885
7	1	2:38.354	44.791	44.643	28.312	40.608	18:55.239
8	1	2:38.252	44.947	44.592	28.363	40.350	21:33.491
9	1	2:37.774	44.640	44.515	28.457	40.162	24:11.265
10	1	2:38.701	44.107	44.475	28.831	41.288	26:49.966

23 C.D.E. ULTIMA VUELTA
1.Cristian RUBIO RODRIGUI ROOKIE

1	1	2:37.761	46.797	44.044	27.638	39.282	2:37.761
2	1	2:34.179	43.614	43.009	28.232	39.324	5:11.940
3	1	2:33.052	43.416	42.844	27.572	39.220	7:44.992
4	1	2:34.037	43.344	43.107	28.118	39.468	10:19.029
5	1	2:34.831	43.935	43.879	27.486	39.531	12:53.860
6	1	2:33.984	43.476	43.169	27.796	39.543	15:27.844
7	1	2:35.185	43.338	43.824	28.276	39.747	18:03.029
8	1	2:35.962	43.633	43.674	28.554	40.101	20:38.991



SAXO TROFEO ANIVERSARIO MOTORLAND 2021

Carrera 1

Vuelta a vuelta

Modificada

— Vuelta invalidada ■ Mejor Personal ■ Mejor de la sesión B Cruzando por el pit lane

Vlt.	P	Tiempo	Sector 1	Sector 2	Sector 3	Sector 4	T. Sesión
9	1	2:36.259	44.341	43.867	28.176	39.875	23:15.250
10	1	2:37.033	43.638	43.527	29.502	40.366	25:52.283

24		VSR		1.Javier UGALDE MORENO		ROOKIE	
1	1	2:41.130	49.625	43.293	28.596	39.616	2:41.130
2	1	2:35.098	43.335	43.427	28.065	40.271	5:16.228
3	1	2:34.673	43.602	43.230	28.261	39.580	7:50.901
4	1	2:35.005	44.040	43.461	27.911	39.593	10:25.906
5	1	2:35.024	43.761	43.439	28.027	39.797	13:00.930
6	1	2:35.634	43.885	43.993	27.940	39.816	15:36.564
7	1	2:36.297	44.114	43.893	28.308	39.982	18:12.861
8	1	2:36.660	44.706	43.798	28.262	39.894	20:49.521
9	1	2:51.777	57.909	44.100	29.447	40.321	23:41.298
10	1	2:39.154	46.143	44.027	28.551	40.433	26:20.452

25		C.D.E. ULTIMA VUELTA		1.Manuel COZAR FERNANC		ROOKIE	
				2.Pablo Eduardo ROJAS CO			
1	1	2:54.440	58.283	45.243	30.124	40.790	2:54.440
2	1	2:41.995	45.753	44.914	29.787	41.541	5:36.435
3	1	2:43.808	47.055	45.026	30.603	41.124	8:20.243
4	1	2:46.640	48.151	45.873	30.678	41.938	11:06.883
5	1	2:40.602	45.523	44.603	29.457	41.019	13:47.485
6	1	2:41.094	45.647	45.615	29.104	40.728	16:28.579
7	1	2:41.197	45.745	44.906	29.435	41.111	19:09.776
8	1	2:40.217	45.161	45.089	29.056	40.911	21:49.993
9	1	2:41.435	45.926	44.948	29.333	41.228	24:31.428
10	1	2:41.713	45.776	45.519	29.371	41.047	27:13.141

26		C.D.E. ULTIMA VUELTA		1.Francisco Javier FERNANC		ROOKIE	
1	1	2:53.389	57.662	45.036	29.925	40.766	2:53.389
2	1	2:37.830	45.142	44.264	28.550	39.874	5:31.219
3	1	2:37.721	44.545	43.634	28.729	40.813	8:08.940
4	1	2:36.283	44.231	43.730	28.620	39.702	10:45.223
5	1	2:36.355	44.317	43.843	28.364	39.831	13:21.578
6	1	2:36.256	44.167	43.769	28.517	39.803	15:57.834
7	1	2:45.216	52.289	44.500	28.326	40.101	18:43.050
8	1	2:37.593	44.184	44.805	28.472	40.132	21:20.643
9	1	2:37.210	44.476	44.142	28.730	39.862	23:57.853
10	1	2:37.932	44.329	44.269	28.640	40.694	26:35.785

27		C.D.E. ULTIMA VUELTA		1.Marcos DE DIEGO BRAVC		ROOKIE	
1	1	2:36.465	46.509	43.161	27.425	39.370	2:36.465
2	1	2:33.064	43.075	43.058	27.458	39.473	5:09.529
3	1	2:32.983	43.149	42.895	27.413	39.526	7:42.512
4	1	2:33.140	43.185	42.850	27.521	39.584	10:15.652
5	1	2:33.596	43.377	43.058	27.535	39.626	12:49.248
6	1	2:33.338	43.204	42.882	27.558	39.694	15:22.586
7	1	2:34.347	43.399	43.257	27.684	40.007	17:56.933
8	1	2:34.131	43.469	43.038	27.645	39.979	20:31.064
9	1	2:35.219	43.522	43.491	28.264	39.942	23:06.283

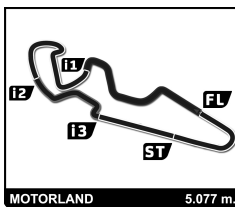
Vlt.	P	Tiempo	Sector 1	Sector 2	Sector 3	Sector 4	T. Sesión
10	1	2:36.528	43.542	43.455	28.985	40.546	25:42.811

30		C.D.E. ULTIMA VUELTA		1.Mario CASTRO LORENTE		ROOKIE	
1	1	2:48.512	54.954	44.055	29.170	40.333	2:48.512
2	1	2:36.551	44.171	43.737	28.252	40.391	5:25.063
3	1	2:36.655	44.273	43.618	28.527	40.237	8:01.718
4	1	2:36.842	44.547	43.828	28.224	40.243	10:38.560
5	1	2:36.219	44.289	43.487	28.478	39.965	13:14.779
6	1	2:37.620	44.729	44.053	28.344	40.494	15:52.399
7	1	2:37.739	44.694	43.976	28.442	40.627	18:30.138
8	1	2:37.654	45.321	43.790	27.853	40.690	21:07.792
9	1	2:37.376	44.576	44.193	28.218	40.389	23:45.168
10	1	2:47.377	44.539	53.111	28.503	41.224	26:32.545

33		AKULO MOTORSPORT		1.Sylvain XAVIER SOLER		ROOKIE	
1	1	2:56.019	1:00.260	44.682	30.346	40.731	2:56.019
2	1	2:40.345	45.601	44.264	29.878	40.602	5:36.364
3	1	2:39.952	45.104	44.000	29.202	41.646	8:16.316
4	1	2:43.577	49.866	43.918	28.877	40.916	10:59.893
5	1	2:39.514	46.336	43.891	28.909	40.378	13:39.407
6	1	2:38.744	44.463	44.177	29.536	40.568	16:18.151
7	1	2:39.032	45.052	44.311	28.856	40.813	18:57.183
8	1	2:37.404	44.622	43.952	28.670	40.160	21:34.587
9	1	2:37.895	44.743	44.260	28.466	40.426	24:12.482
10	1	2:37.889	44.402	44.097	28.687	40.703	26:50.371

34		VSR		1.Ivan VELASCO SANCHEZ		ROOKIE	
1	1	2:35.976	46.096	43.158	27.276	39.446	2:35.976
2	1	2:32.743	43.324	42.757	27.221	39.441	5:08.719
3	1	2:32.860	43.279	42.805	27.349	39.427	7:41.579
4	1	2:32.764	43.186	42.711	27.345	39.522	10:14.343
5	1	2:33.124	43.363	42.934	27.336	39.491	12:47.467
6	1	2:32.868	43.220	42.679	27.355	39.614	15:20.335
7	1	2:34.347	43.552	43.277	27.848	39.670	17:54.682
8	1	2:33.746	43.595	43.059	27.353	39.739	20:28.428
9	1	2:35.038	43.665	43.680	27.914	39.779	23:03.466
10	1	2:36.067	43.679	43.232	28.833	40.323	25:39.533

36		C.D.E. ULTIMA VUELTA		1.Marc SANCHO MUÑOZ		ROOKIE	
1	1	2:50.042	55.103	45.576	28.959	40.404	2:50.042
2	1	2:37.789	44.516	44.116	28.942	40.215	5:27.831
3	1	2:39.142	46.079	44.065	28.787	40.211	8:06.973
4	1	2:38.045	44.615	44.290	28.778	40.362	10:45.018
5	1	2:38.299	45.438	44.100	28.417	40.344	13:23.317
6	1	2:37.609	44.415	44.093	28.636	40.465	16:00.926
7	1	2:40.758	46.496	44.341	29.012	40.909	18:41.684
8	1	2:45.143	44.593	46.039	29.055	45.456	21:26.827
9	1	3:11.227 B	52.351	49.964	33.107	55.805	24:38.054



SAXO TROFEO ANIVERSARIO MOTORLAND 2021

Modificada

Carrera 1

Vuelta a vuelta

— Vuelta invalidada ■ Mejor Personal ■ Mejor de la sesión B Cruzando por el pit lane

Vlt.	P	Tiempo	Sector 1	Sector 2	Sector 3	Sector 4	T. Sesión	
37	C.D.E. ULTIMA VUELTA							
	1.Enrique HERNANDO ALOI							
	1	1	2:38.380	47.987	43.227	27.663	39.503	2:38.380
	2	1	2:34.246	43.265	42.948	28.483	39.550	5:12.626
	3	1	2:33.349	43.332	43.006	27.561	39.450	7:45.975
	4	1	2:33.608	43.411	43.159	27.531	39.507	10:19.583
	5	1	2:33.775	43.538	43.224	27.473	39.540	12:53.358
	6	1	2:33.998	43.774	42.942	27.763	39.519	15:27.356
	7	1	2:35.039	43.510	43.804	28.122	39.603	18:02.395
	8	1	2:36.234	44.041	43.516	28.507	40.170	20:38.629
	9	1	2:37.729	44.773	44.410	28.693	39.853	23:16.358
10	1	2:36.373	43.610	43.486	29.145	40.132	25:52.731	

Vlt.	P	Tiempo	Sector 1	Sector 2	Sector 3	Sector 4	T. Sesión	
44	C.D.E. ULTIMA VUELTA							
	1.Israel ALVAREZ ALVAREZ							
	1	1	2:42.789	51.639	43.334	28.475	39.341	2:42.789
	2	1	2:35.171	43.748	43.491	28.617	39.315	5:17.960
	3	1	2:36.318	44.492	43.668	28.133	40.025	7:54.278
	4	1	2:36.072	44.376	43.761	28.213	39.722	10:30.350
	5	1	2:36.861	43.773	44.016	28.995	40.077	13:07.211
6	1	3:13.982B	44.155	43.861	27.787	1:18.179	16:21.193	

Vlt.	P	Tiempo	Sector 1	Sector 2	Sector 3	Sector 4	T. Sesión	
47	ESCUDERIA MALLORCA COMPET							
	1.Marti FAJEDA REINA							
	ROOKIE							
	1	1	2:48.762	55.410	44.305	28.904	40.143	2:48.762
	2	1	2:37.251	44.578	43.966	28.701	40.006	5:26.013
	3	1	2:36.878	44.158	43.878	28.520	40.322	8:02.891
	4	1	2:37.617	44.053	43.860	29.225	40.479	10:40.508
	5	1	2:38.905	45.578	44.141	28.540	40.646	13:19.413
	6	1	2:37.870	44.992	44.175	28.370	40.333	15:57.283
	7	1	2:44.661	50.778	44.364	28.630	40.889	18:41.944
8	1	2:37.827	44.767	44.495	28.211	40.354	21:19.771	
9	1	2:37.444	44.519	44.368	28.234	40.323	23:57.215	
10	1	2:37.851	44.256	44.244	28.433	40.918	26:35.066	

Vlt.	P	Tiempo	Sector 1	Sector 2	Sector 3	Sector 4	T. Sesión	
51	ESCUDERIA CENTRO							
	1.Jorge PEREZ MARTINEZ							
	2.Adrian MARTINEZ PEREZ							
	ROOKIE							
	1	1	2:56.678	1:00.590	45.467	29.698	40.923	2:56.678
	2	1	2:43.302	45.927	45.776	30.503	41.096	5:39.980
	3	1	2:41.847	45.440	44.905	29.906	41.596	8:21.827
	4	1	2:44.841	47.122	45.776	30.502	41.441	11:06.668
	5	1	2:41.136	46.338	44.582	29.321	40.895	13:47.804
	6	1	2:43.742	48.240	45.458	28.942	41.102	16:31.546
7	1	2:40.044	45.430	44.755	29.149	40.710	19:11.590	
8	1	2:41.837	46.261	45.227	28.959	41.390	21:53.427	
9	1	2:41.794	45.926	45.151	29.565	41.152	24:35.221	
10	1	2:41.459	45.881	45.295	29.006	41.277	27:16.680	

Vlt.	P	Tiempo	Sector 1	Sector 2	Sector 3	Sector 4	T. Sesión
69	C.D.E. ULTIMA VUELTA						
1.Martin Manuel NARDI SOL							
ROOKIE							

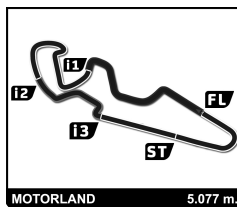
Vlt.	P	Tiempo	Sector 1	Sector 2	Sector 3	Sector 4	T. Sesión
1	1	2:59.079	1:03.015	45.409	30.191	40.464	2:59.079
2	1	2:43.642	49.169	44.291	29.491	40.691	5:42.721
3	1	2:40.089	45.010	45.302	29.205	40.572	8:22.810
4	1	2:42.246	45.812	45.651	29.776	41.007	11:05.056
5	1	2:39.596	45.068	44.950	28.999	40.579	13:44.652
6	1	2:39.847	44.806	45.120	28.867	41.054	16:24.499
7	1	2:40.481	45.434	45.315	28.879	40.853	19:04.980
8	1	2:40.414	45.551	45.422	28.722	40.719	21:45.394
9	1	2:40.660	45.261	45.182	29.256	40.961	24:26.054
10	1	2:41.573	45.978	45.211	29.119	41.265	27:07.627

Vlt.	P	Tiempo	Sector 1	Sector 2	Sector 3	Sector 4	T. Sesión	
70	EFICAR TEAM							
	1.Santiago CASTILLA SALIN							
	1	1	2:39.454	48.430	43.349	28.164	39.511	2:39.454
	2	1	2:34.364	43.196	43.142	28.302	39.724	5:13.818
	3	1	2:37.175	44.195	43.707	28.187	41.086	7:50.993
	4	1	2:36.052	44.150	43.743	27.928	40.231	10:27.045
	5	1	2:36.045	43.997	43.949	27.790	40.309	13:03.090
	6	1	2:35.258	43.973	43.487	27.976	39.822	15:38.348
	7	1	2:34.949	43.475	43.439	28.150	39.885	18:13.297
	8	1	2:35.656	43.945	43.639	27.949	40.123	20:48.953
9	1	2:39.815	46.551	44.222	28.567	40.475	23:28.768	
10	1	2:39.284	44.920	43.796	28.735	41.833	26:08.052	

Vlt.	P	Tiempo	Sector 1	Sector 2	Sector 3	Sector 4	T. Sesión	
72	C.D.E. ULTIMA VUELTA							
	1.Rafael CAMACHO ANGUL							
	1	1	2:37.608	47.297	43.349	27.464	39.498	2:37.608
	2	1	2:33.522	43.416	43.043	27.654	39.409	5:11.130
	3	1	2:33.434	43.422	42.927	27.643	39.442	7:44.564
	4	1	2:33.999	43.404	43.189	27.614	39.792	10:18.563
	5	1	2:33.926	43.654	43.095	27.565	39.612	12:52.489
	6	1	2:34.264	43.787	43.150	27.622	39.705	15:26.753
	7	1	2:35.212	43.652	43.594	28.124	39.842	18:01.965
	8	1	2:36.681	44.218	43.776	28.134	40.553	20:38.646
9	1	2:36.437	44.071	43.745	28.619	40.002	23:15.083	
10	1	2:36.281	43.615	43.445	28.687	40.534	25:51.364	

Vlt.	P	Tiempo	Sector 1	Sector 2	Sector 3	Sector 4	T. Sesión	
74	C.D.E. ULTIMA VUELTA							
	1.Ricardo JIMENEZ MENDE							
	1	1	2:42.397	51.208	43.268	28.324	39.597	2:42.397
	2	1	2:34.847	43.640	43.381	28.141	39.685	5:17.244
	3	1	2:34.694	43.489	43.282	28.001	39.922	7:51.938
	4	1	2:35.233	43.652	43.809	27.808	39.964	10:27.171
	5	1	2:36.018	43.968	44.003	28.265	39.782	13:03.189
	6	1	2:35.549	44.489	43.472	27.769	39.819	15:38.738
	7	1	2:35.630	44.276	43.604	27.929	39.821	18:14.368
	8	1	2:35.422	43.571	43.713	28.382	39.756	20:49.790
9	1	2:37.314	44.847	44.208	28.033	40.226	23:27.104	
10	1	2:37.892	44.091	44.106	29.138	40.557	26:04.996	

Vlt.	P	Tiempo	Sector 1	Sector 2	Sector 3	Sector 4	T. Sesión
76	AD CLEMENTE ARROYO						
1.Julian MAZUECOS FERNANDEZ							
ROOKIE							
1	1	2:37.332	47.080	43.195	27.569	39.488	2:37.332



SAXO TROFEO ANIVERSARIO MOTORLAND 2021

Modificada

Carrera 1

Vuelta a vuelta

— Vuelta invalidada ■ Mejor Personal ■ Mejor de la sesión B Cruzando por el pit lane

Vlt.	P	Tiempo	Sector 1	Sector 2	Sector 3	Sector 4	T. Sesión
2	1	2:33.305	43.345	43.043	27.506	39.411	5:10.637
3	1	2:33.580	43.576	42.943	27.532	39.529	7:44.217
4	1	2:34.517	43.485	43.392	28.206	39.434	10:18.734
5	1	2:34.077	43.883	43.214	27.653	39.327	12:52.811
6	1	2:34.080	44.000	42.930	27.865	39.285	15:26.891
7	1	2:35.207	43.742	43.779	28.158	39.528	18:02.098
8	1	2:36.183	43.889	43.535	28.545	40.214	20:38.281
9	1	2:35.896	43.704	43.978	28.095	40.119	23:14.177
10	1	2:37.338	43.855	43.752	29.692	40.039	25:51.515

77 VSR
1. Alfonso GARCIA CASARE:

1	1	2:38.712	47.540	43.747	27.998	39.427	2:38.712
2	1	2:35.154	43.351	43.039	28.453	40.311	5:13.866
3	1	2:36.755	44.504	44.161	28.487	39.603	7:50.621
4	1	2:34.693	44.290	43.205	27.820	39.378	10:25.314
5	1	2:34.218	43.524	43.155	27.934	39.605	12:59.532
6	1	2:34.991	44.069	43.207	27.894	39.821	15:34.523
7	1	2:35.585	43.524	43.596	28.376	40.089	18:10.108
8	1	2:34.453	43.719	43.276	27.449	40.009	20:44.561
9	1	2:35.953	43.790	44.132	27.873	40.158	23:20.514
10	1	2:37.632	43.807	43.853	29.242	40.730	25:58.146

80 C.D.E. ULTIMA VUELTA
1. Fernando PANIAGUA DUF

1	1	2:41.859	50.542	43.090	28.767	39.460	2:41.859
2	1	2:36.016	44.546	43.294	28.794	39.382	5:17.875
3	1	2:34.719	44.258	43.169	27.881	39.411	7:52.594
4	1	2:34.767	43.476	43.584	28.049	39.658	10:27.361
5	1	2:35.992	44.476	43.493	28.418	39.605	13:03.353
6	1	2:35.695	44.665	43.437	27.835	39.758	15:39.048
7	1	2:35.780	44.538	43.441	28.010	39.791	18:14.828
8	1	2:35.235	43.612	43.483	28.478	39.662	20:50.063
9	1	2:39.022	45.729	44.268	29.016	40.009	23:29.085
10	1	2:38.555	43.982	44.076	28.972	41.525	26:07.640

81 SMC JUNIOR
1. Iñigo MORENO DE CALA

1	1	2:46.713	52.856	44.901	28.917	40.039	2:46.713
2	1	2:36.105	44.272	43.485	28.576	39.772	5:22.818
3	1	2:36.573	43.947	43.746	28.546	40.334	7:59.391
4	1	2:37.169	44.293	43.915	28.573	40.388	10:36.560
5	1	2:37.830	44.698	44.310	28.735	40.087	13:14.390
6	1	2:40.372	44.629	44.086	30.195	41.462	15:54.762
7	1	2:53.696B	46.120	47.552	30.366	49.658	18:48.458

88 C.D.E. ULTIMA VUELTA
1. Pablo BLANCO AVILEO ROOKIE

1	1	2:53.116	56.033	45.118	30.492	41.473	2:53.116
2	1	2:40.805	45.779	44.950	29.144	40.932	5:33.921
3	1	2:38.810	44.837	44.520	29.150	40.303	8:12.731
4	1	2:39.549	44.593	44.874	29.539	40.543	10:52.280
5	1	2:37.897	44.530	44.191	28.862	40.314	13:30.177

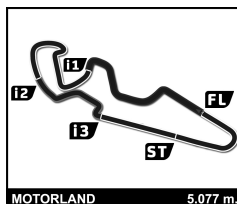
Vlt.	P	Tiempo	Sector 1	Sector 2	Sector 3	Sector 4	T. Sesión
6	1	2:37.720	44.767	44.303	28.687	39.963	16:07.897
7	1	2:41.836	45.555	45.931	29.393	40.957	18:49.733
8	1	2:40.201	45.630	45.114	29.278	40.179	21:29.934
9	1	2:39.611	46.502	44.349	28.751	40.009	24:09.545
10	1	2:40.510	45.280	44.665	29.142	41.423	26:50.055

89 ESCUDERIA GREDOS
1. Fernando MARQUES IGN/
2. Jesus JIMENEZ RODRIGL ROOKIE

1	1	2:53.404	56.881	44.917	30.276	41.330	2:53.404
2	1	2:39.962	46.090	44.751	29.219	39.902	5:33.366
3	1	2:37.656	44.601	44.196	28.635	40.224	8:11.022
4	1	2:37.837	44.491	44.398	28.734	40.214	10:48.859
5	1	2:38.167	44.525	44.536	29.074	40.032	13:27.026
6	1	2:38.377	44.929	44.780	28.663	40.005	16:05.403
7	1	2:39.486	45.356	44.754	28.771	40.605	18:44.889
8	1	2:39.109	44.885	44.492	29.188	40.544	21:23.998
9	1	2:39.068	44.937	44.728	29.199	40.204	24:03.066
10	1	2:40.245	45.070	45.446	29.084	40.645	26:43.311

94 C.D.E. ULTIMA VUELTA
1. Angel CERVERA ROJAS ROOKIE

1	1	2:54.898	58.827	45.315	29.981	40.775	2:54.898
2	1	2:41.901	45.680	45.073	29.625	41.523	5:36.799
3	1	2:39.893	45.434	44.429	29.214	40.816	8:16.692
4	1	2:39.432	45.096	44.642	28.861	40.833	10:56.124
5	1	2:39.958	45.485	44.768	28.765	40.940	13:36.082
6	1	2:42.348	45.385	45.082	30.545	41.336	16:18.430
7	1	2:42.604	45.648	45.956	30.256	40.744	19:01.034
8	1	2:38.722	44.775	44.388	28.962	40.597	21:39.756
9	1	2:40.863	45.636	44.763	29.242	41.222	24:20.619
10	1	2:41.840	46.575	45.314	29.285	40.666	27:02.459



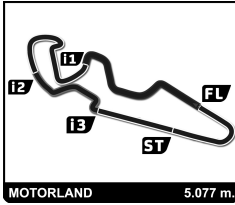
SAXO

TROFEO ANIVERSARIO MOTORLAND 2021

Carrera 2 (10 Vlt., 50,8 km. / Max. 30 Minutos)

Parrilla de salida

Antonio HONRADO DE LA CRUZ	C.D.E. ULTIMA VUELTA	14	- 21 -	93	CLUB JARAMA SPORT	Sergio GARCIA SARDINA
Israel DE ANA MORALES	ISRAEL DE ANA MORALES	4	- 20 -	44	C.D.E. ULTIMA VUELTA	Israel ALVAREZ ALVAREZ
Iñigo MORENO DE CALA CORREA	SMC JUNIOR	81	- 19 -	13	C.D.E. ULTIMA VUELTA	Ismael ARQUERO SAZ
Jose David BARTOL SALAZAR	C.D.E. ULTIMA VUELTA	20	- 18 -	12	C.D.E. ULTIMA VUELTA	Daniel SANCHEZ PECES
Marc SANCHO MUÑOZ	C.D.E. ULTIMA VUELTA	36	- 17 -	11	C.D.E. ULTIMA VUELTA	Marcos MANUEL GONZALEZ
Adrián MARTINEZ PEREZ	ESCUADERIA CENTRO	51	- 16 -	25	C.D.E. ULTIMA VUELTA	Pablo Eduardo ROJAS CONTARDO
Martin Manuel NARDI SOLIVELLAS	C.D.E. ULTIMA VUELTA	69	- 15 -	94	C.D.E. ULTIMA VUELTA	Angel CERVERA ROJAS
Ivan Manuel MARTIN NAVAS	C.D.E. ULTIMA VUELTA	3	- 14 -	33	AKULO MOTORSPORT	Sylvain XAVIER SOLER
Pablo BLANCO AVILEO	C.D.E. ULTIMA VUELTA	88	- 13 -	22	AUTOMOVIL CLUB ZARAGOZA	Guillermo IBAÑEZ BARREIRO
Alberto MARTIN MARTIN	C.D.E. ULTIMA VUELTA	17	- 12 -	89	ESCUADERIA GREDOS	Jesus JIMENEZ RODRIGUEZ
Francisco Javier FERNANDEZ-BRAVO GARCIA	C.D.E. ULTIMA VUELTA	26	- 11 -	47	ESCUADERIA MALLORCA COMPETICÍO	Marti FAJEDA REINA
Mario CASTRO LORENTE	C.D.E. ULTIMA VUELTA	30	- 10 -	9	EFICAR TEAM	Gustavo GOMAR GOMAR
Francisco COMENDADOR DIAZ-MAROTO	DEYSCOM SPORT	6	- 9 -	7	C.D.E. ULTIMA VUELTA	Alvaro RUIZ DE LA HERMOSA CORREA
Javier UGALDE MORENO	VSR	24	- 8 -	21	RASANTE SPORT	Sergio CABAL DIEZ
Santiago CASTILLA SALINERO	EFICAR TEAM	70	- 7 -	80	C.D.E. ULTIMA VUELTA	Fernando PANIAGUA DURAN
Jesus LOPEZ POZUELO RIVAS	EFICAR TEAM	5	- 6 -			



SAXO

TROFEO ANIVERSARIO MOTORLAND 2021

Carrera 2 (10 Vlt., 50,8 km. / Max. 30 Minutos)

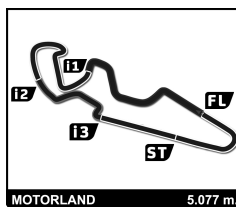
Parrilla de salida

			34	VSR	Ivan VELASCO SANCHEZ
Marcos DE DIEGO BRAVO	C.D.E. ULTIMA VUELTA	27	- 5 -		
			72	C.D.E. ULTIMA VUELTA	Rafael CAMACHO ANGULO
Julian MAZUECOS FERNANDEZ	AD CLEMENTE ARROYO	76	- 4 -		
			19	C.D.E. ULTIMA VUELTA	Fernando NAVARRETE RODRIGO
Cristian RUBIO RODRIGUEZ	C.D.E. ULTIMA VUELTA	23	- 3 -		
			37	C.D.E. ULTIMA VUELTA	Enrique HERNANDO ALONSO
Alfonso GARCIA CASARES	VSR	77	- 2 -		
			8	PROMOTION MOTORSPORT	Oliver MARTIN GARCIA
Ricardo JIMENEZ MENDEZ	C.D.E. ULTIMA VUELTA	74	- 1 -		



Pole

Stewards:	Timekeeper: Laia Peinado
-----------	-----------------------------



SAXO

TROFEO ANIVERSARIO MOTORLAND 2021

Carrera 2 (10 Vlt., 50,8 km. / Max. 30 Minutos)

Modificada

Clasificación Provisional

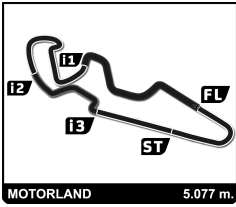
Nº Pilotos	Equipo	Coche	Cl.	Vlts.	Tiempo Tota	Dif. Km/h	Mejor Vuelta	
							Vlt.	Tiempo Km/h
1	19 Fernando NAVARRETE RODRIGO	C.D.E. ULTIMA VUELTA		10	27:30.722	- 110.7	2	2:32.929 119.5
2	34 Ivan VELASCO SANCHEZ	VSR		10	27:31.274	+0.552 110.7	7	2:33.149 119.3
3	23 Cristian RUBIO RODRIGUEZ	C.D.E. ULTIMA VUELTA	ROOKIE	10	27:32.337	+1.615 110.6	9	2:33.386 119.2
4	8 Oliver MARTIN GARCIA	PROMOTION MOTORSPORT		10	27:37.946	+7.224 110.2	7	2:33.640 119.0
5	76 Julian MAZUECOS FERNANDEZ	AD CLEMENTE ARROYO	ROOKIE	10	27:41.872	+11.150 110.0	7	2:34.464 118.3
6	24 Javier UGALDE MORENO	VSR	ROOKIE	10	27:41.996	+11.274 110.0	7	2:33.547 119.0
7	72 Rafael CAMACHO ANGULO	C.D.E. ULTIMA VUELTA		10	27:42.309	+11.587 110.0	2	2:34.446 118.3
8	80 Fernando PANIAGUA DURAN	C.D.E. ULTIMA VUELTA		10	27:42.459	+11.737 109.9	8	2:34.055 118.6
9	70 Santiago CASTILLA SALINERO	EFICAR TEAM		10	27:42.962	+12.240 109.9	10	2:34.395 118.4
10	4 Israel DE ANA MORALES	ISRAEL DE ANA MORALES		10	27:49.455	+18.733 109.5	8	2:33.373 119.2
11	74 Ricardo JIMENEZ MENDEZ	C.D.E. ULTIMA VUELTA		10	27:51.559	+20.837 109.3	8	2:34.848 118.0
12	5 Jesus LOPEZ POZUELO RIVAS	EFICAR TEAM		10	27:54.366	+23.644 109.2	6	2:34.928 118.0
13	37 Enrique HERNANDO ALONSO	C.D.E. ULTIMA VUELTA		10	27:56.256	+25.534 109.0	8	2:33.420 119.1
14	9 Gustavo GOMAR GOMAR	EFICAR TEAM		10	27:59.592	+28.870 108.8	6	2:34.611 118.2
15	22 Guillermo IBAÑEZ BARREIRO	AUTOMOVIL CLUB ZARAGOZA	ROOKIE	10	27:59.938	+29.216 108.8	6	2:35.997 117.2
16	26 Francisco Javier FERNANDEZ-BRAVO GARCIA	C.D.E. ULTIMA VUELTA	ROOKIE	10	28:00.698	+29.976 108.7	8	2:35.767 117.3
17	47 Marti FAJEDA REINA	ESCUADERIA MALLORCA COMPETICIO	ROOKIE	10	28:01.200	+30.478 108.7	7	2:36.834 116.5
18	88 Pablo BLANCO AVILEO	C.D.E. ULTIMA VUELTA	ROOKIE	10	28:03.775	+33.053 108.5	7	2:36.492 116.8
19	44 Israel ALVAREZ ALVAREZ	C.D.E. ULTIMA VUELTA		10	28:04.062	+33.340 108.5	7	2:36.396 116.9
20	89 Jesus JIMENEZ RODRIGUEZ	ESCUADERIA GREDOS	ROOKIE	10	28:04.658	+33.936 108.5	7	2:36.612 116.7
21	30 Mario CASTRO LORENTE	C.D.E. ULTIMA VUELTA		10	28:05.183	+34.461 108.5	6	2:35.154 117.8
22	36 Marc SANCHO MUÑOZ	C.D.E. ULTIMA VUELTA	ROOKIE	10	28:08.125	+37.403 108.3	9	2:37.195 116.3
23	3 Ivan Manuel MARTIN NAVAS	C.D.E. ULTIMA VUELTA	ROOKIE	10	28:15.303	+44.581 107.8	8	2:38.477 115.3
24	51 Adrian MARTINEZ PEREZ	ESCUADERIA CENTRO	ROOKIE	10	28:19.825	+49.103 107.5	6	2:38.861 115.1
25	21 Sergio CABAL DIEZ	RASANTE SPORT		10	28:20.465	+49.743 107.5	6	2:35.096 117.8
26	25 Pablo Eduardo ROJAS CONTARDO	C.D.E. ULTIMA VUELTA	ROOKIE	10	28:20.734	+50.012 107.5	8	2:38.614 115.2
27	94 Angel CERVERA ROJAS	C.D.E. ULTIMA VUELTA	ROOKIE	10	28:20.921	+50.199 107.5	7	2:38.959 115.0
28	69 Martin Manuel NARDI SOLIVELLAS	C.D.E. ULTIMA VUELTA	ROOKIE	10	28:25.781	+55.059 107.1	8	2:39.908 114.3
29	14 Antonio HONRADO DE LA CRUZ	C.D.E. ULTIMA VUELTA	ROOKIE	10	28:32.306	+1:01.584 106.7	9	2:40.627 113.8
30	20 Jose David BARTOL SALAZAR	C.D.E. ULTIMA VUELTA		10	28:42.688	+1:11.966 106.1	7	2:41.415 113.2
31	12 Daniel SANCHEZ PECES	C.D.E. ULTIMA VUELTA	ROOKIE	10	28:52.429	+1:21.707 105.5	9	2:42.105 112.7
32	17 Alberto MARTIN MARTIN	C.D.E. ULTIMA VUELTA		10	28:57.215	+1:26.493 105.2	9	2:44.961 110.8
33	6 Francisco COMENDADOR DIAZ-MAROTO	DEYSCOM SPORT	ROOKIE	9	25:30.395	1 Vlt. 107.5	6	2:35.659 117.4
34	7 Alvaro RUIZ DE LA HERMOSA CORREA	C.D.E. ULTIMA VUELTA	ROOKIE	8	22:33.246	2 Vlt. 108.0	6	2:34.676 118.2
No clasificados								
27	Marcos DE DIEGO BRAVO	C.D.E. ULTIMA VUELTA		7	19:54.071		2	2:33.304 119.2
77	Alfonso GARCIA CASARES	VSR		6	18:13.068		2	2:35.326 117.7
33	Sylvain XAVIER SOLER	AKULO MOTORSPORT	ROOKIE					
Retirados								
11	Marcos MANUEL GONZALEZ	C.D.E. ULTIMA VUELTA		1	3:39.429			
No salidos								
13	Ismael ARQUERO SAZ	C.D.E. ULTIMA VUELTA						
93	Sergio GARCIA SARDINA	CLUB JARAMA SPORT						
Pole:				Ricardo JIMENEZ MENDEZ				
Vuelta rápida:				Vlt. 2	Fernando NAVARRETE RODRIGO	2:32.929	119.5 Km/h	

25 SEGUNDOS PENALIZACION COCHE #37 - INCUMPLIMIENTO ART. 19.6 RD COPA SAXO

Hora de publicación:

Estado de pista: **SECO**

Race Director:	Timekeeper: Laia Peinado
-----------------------	------------------------------------



SAXO

TROFEO ANIVERSARIO MOTORLAND 2021

Carrera 2 (10 Vlt., 50,8 km. / Max. 30 Minutos)

Modificada**Clasificación Provisional por Clase**

Nº Pilotos	Equipo	Coche	Vlts.	Tiempo Total	Dif. Km/h	Mejor Vuelta	
						Vlt.	Tiempo Km/h
ROOKIE							
1	23 Cristian RUBIO RODRIGUEZ	C.D.E. ULTIMA VUELTA	10	27:32.337	110.6	9	2:33.386 119.2
2	76 Julian MAZUECOS FERNANDEZ	AD CLEMENTE ARROYO	10	27:41.872	+9.535 110.0	7	2:34.464 118.3
3	24 Javier UGALDE MORENO	VSR	10	27:41.996	+9.659 110.0	7	2:33.547 119.0
4	22 Guillermo IBAÑEZ BARREIRO	AUTOMOVIL CLUB ZARAGOZA	10	27:59.938	+27.601 108.8	6	2:35.997 117.2
5	26 Francisco Javier FERNANDEZ-BRAVO GARCIA	C.D.E. ULTIMA VUELTA	10	28:00.698	+28.361 108.7	8	2:35.767 117.3
6	47 Marti FAJEDA REINA	ESCUADERIA MALLORCA COMPETICIO	10	28:01.200	+28.863 108.7	7	2:36.834 116.5
7	88 Pablo BLANCO AVILEO	C.D.E. ULTIMA VUELTA	10	28:03.775	+31.438 108.5	7	2:36.492 116.8
8	89 Jesus JIMENEZ RODRIGUEZ	ESCUADERIA GREDOS	10	28:04.658	+32.321 108.5	7	2:36.612 116.7
9	36 Marc SANCHO MUÑOZ	C.D.E. ULTIMA VUELTA	10	28:08.125	+35.788 108.3	9	2:37.195 116.3
10	3 Ivan Manuel MARTIN NAVAS	C.D.E. ULTIMA VUELTA	10	28:15.303	+42.966 107.8	8	2:38.477 115.3
11	51 Adrian MARTINEZ PEREZ	ESCUADERIA CENTRO	10	28:19.825	+47.488 107.5	6	2:38.861 115.1
12	25 Pablo Eduardo ROJAS CONTARDO	C.D.E. ULTIMA VUELTA	10	28:20.734	+48.397 107.5	8	2:38.614 115.2
13	94 Angel CERVERA ROJAS	C.D.E. ULTIMA VUELTA	10	28:20.921	+48.584 107.5	7	2:38.959 115.0
14	69 Martin Manuel NARDI SOLIVELLAS	C.D.E. ULTIMA VUELTA	10	28:25.781	+53.444 107.1	8	2:39.908 114.3
15	14 Antonio HONRADO DE LA CRUZ	C.D.E. ULTIMA VUELTA	10	28:32.306	+59.969 106.7	9	2:40.627 113.8
16	12 Daniel SANCHEZ PECES	C.D.E. ULTIMA VUELTA	10	28:52.429	+1'20.092 105.5	9	2:42.105 112.7
17	6 Francisco COMENDADOR DIAZ-MAROTO	DEYSCOM SPORT	9	25:30.395	1 Vlt. 107.5	6	2:35.659 117.4
18	7 Alvaro RUIZ DE LA HERMOSA CORREA	C.D.E. ULTIMA VUELTA	8	22:33.246	2 Vlts. 108.0	6	2:34.676 118.2
No clasificados							
	33 Sylvain XAVIER SOLER	AKULO MOTORSPORT					

25 SEGUNDOS PENALIZACION COCHE #37 - INCUMPLIMIENTO ART. 19.6 RD COPA SAXO

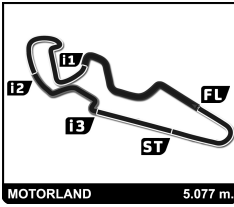
Hora de publicación:

Estado de pista: **SECO**

Race Director:

Timekeeper:

Laia Peinado



SAXO

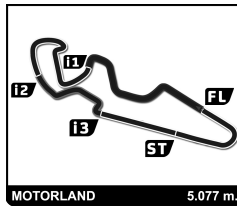
TROFEO ANIVERSARIO MOTORLAND 2021

Carrera 2

Modificada

Planing

Nº	Pos	Partida	Vit.									
			1	2	3	4	5	6	7	8	9	10
74	1	74	27	27	27	27	27	27	19	19	19	19
8	2	8	23	19	19	19	19	19	37	37	37	37
77	3	77	19	23	37	37	37	37	34	34	34	34
37	4	37	37	37	23	23	23	23	23	23	23	23
23	5	23	8	8	8	8	8	34	8	8	8	8
19	6	19	74	34	34	34	34	8	76	24	76	76
76	7	76	34	76	76	76	76	76	24	76	24	24
72	8	72	76	72	72	72	72	24	27	80	72	72
27	9	27	5	5	24	24	24	80	72	72	80	80
34	10	34	72	80	80	80	80	72	80	70	70	70
5	11	5	80	24	5	5	5	5	7	5	4	4
80	12	80	24	70	70	70	70	70	70	7	5	74
70	13	70	70	7	7	7	7	7	5	9	74	5
21	14	21	7	74	74	74	74	9	9	4	22	9
24	15	24	21	21	9	9	9	74	4	74	26	22
7	16	7	30	30	21	21	21	21	74	22	47	26
6	17	6	9	9	30	30	30	30	30	6	9	47
9	18	9	6	6	6	6	6	6	21	26	88	88
30	19	30	22	22	22	22	22	4	22	47	44	44
47	20	47	47	47	26	26	26	22	6	30	89	89
26	21	26	26	26	47	47	47	26	26	88	30	30
89	22	89	89	89	89	89	89	47	47	44	6	36
17	23	17	77	77	4	4	4	88	88	89	36	3
22	24	22	88	4	77	77	77	44	44	36	21	51
88	25	88	4	88	88	88	88	89	89	21	3	21
33	26	33	3	44	44	44	44	3	36	3	51	25
3	27	3	44	3	3	3	3	51	3	51	94	94
94	28	94	51	51	51	51	51	36	51	94	25	69
69	29	69	69	36	36	36	36	69	94	25	69	14
25	30	25	94	94	94	94	94	94	25	69	14	20
51	31	51	25	69	69	69	69	25	69	14	20	12
11	32	11	12	12	12	12	12	12	14	20	17	17
36	33	36	14	25	20	20	20	20	20	17	12	
12	34	12	36	14	25	25	25	14	17	12		
20	35	20	20	20	14	14	14	17	12			
13	36	13	17	17	17	17	17	77				
44	38	44	11									
4	39	4										
93	40	93										
14		14										



SAXO

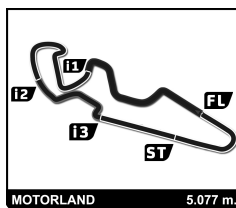
TROFEO ANIVERSARIO MOTORLAND 2021

Carrera 2

Modificada

Mejores tiempos de sector

Sector 1		Sector 2		Sector 3		Sector 4		Vuelta	Mejor		
Nº Piloto	Tiempo	Nº Piloto	Tiempo	Nº Piloto	Tiempo	Nº Piloto	Tiempo	Nº	Vuelta		
1	34 I.VELASCO SANCHEZ	43.006	19 F.NAVARRETE RODRIGO	42.821	27 M.DE DIEGO BRAVO	27.331	34 I.VELASCO SANCHEZ	39.062	1	34 2:32.423	2:33.149 (2)
2	19 F.NAVARRETE RODRIGO	43.100	27 M.DE DIEGO BRAVO	42.858	34 I.VELASCO SANCHEZ	27.416	9 G.GOMAR GOMAR	39.241	2	19 2:32.828	2:32.929 (1)
3	23 C.RUBIO RODRIGUEZ	43.103	37 E.HERNANDO ALONSO	42.901	23 C.RUBIO RODRIGUEZ	27.435	24 J.UGALDE MORENO	39.254	3	23 2:32.932	2:33.386 (5)
4	4 I.DE ANA MORALES	43.204	23 C.RUBIO RODRIGUEZ	42.921	19 F.NAVARRETE RODRIGO	27.464	37 E.HERNANDO ALONSO	39.287	4	4 2:32.969	2:33.373 (4)
5	8 O.MARTIN GARCIA	43.244	34 I.VELASCO SANCHEZ	42.939	4 I.DE ANA MORALES	27.517	4 I.DE ANA MORALES	39.289	5	37 2:32.984	2:33.420 (6)
6	27 M.DE DIEGO BRAVO	43.273	4 I.DE ANA MORALES	42.959	37 E.HERNANDO ALONSO	27.521	8 O.MARTIN GARCIA	39.337	6	27 2:33.065	2:33.304 (3)
7	37 E.HERNANDO ALONSO	43.275	72 R.CAMACHO ANGULO	42.980	8 O.MARTIN GARCIA	27.678	7 A.RUIZ DE LA HERMOSA CORREA	39.359	7	8 2:33.308	2:33.640 (8)
8	72 R.CAMACHO ANGULO	43.318	8 O.MARTIN GARCIA	43.049	24 J.UGALDE MORENO	27.686	80 F.PANIAGUA DURAN	39.393	8	24 2:33.391	2:33.547 (7)
9	80 F.PANIAGUA DURAN	43.323	5 J.LOPEZ POZUELO RIVAS	43.058	74 R.JIMENEZ MENDEZ	27.694	72 R.CAMACHO ANGULO	39.402	9	72 2:33.521	2:34.446 (11)
10	24 J.UGALDE MORENO	43.328	80 F.PANIAGUA DURAN	43.092	70 S.CASTILLA SALINERO	27.705	70 S.CASTILLA SALINERO	39.440	10	80 2:33.613	2:34.055 (9)
11	76 J.MAZUECOS FERNANDEZ	43.333	76 J.MAZUECOS FERNANDEZ	43.101	76 J.MAZUECOS FERNANDEZ	27.719	19 F.NAVARRETE RODRIGO	39.443	11	76 2:33.623	2:34.464 (12)
12	70 S.CASTILLA SALINERO	43.366	24 J.UGALDE MORENO	43.123	80 F.PANIAGUA DURAN	27.805	76 J.MAZUECOS FERNANDEZ	39.470	12	70 2:33.708	2:34.395 (10)
13	21 S.CABAL DIEZ	43.476	70 S.CASTILLA SALINERO	43.197	72 R.CAMACHO ANGULO	27.821	23 C.RUBIO RODRIGUEZ	39.473	13	5 2:34.033	2:34.928 (16)
14	5 J.LOPEZ POZUELO RIVAS	43.508	7 A.RUIZ DE LA HERMOSA CORREA	43.251	77 A.GARCIA CASARES	27.902	5 J.LOPEZ POZUELO RIVAS	39.489	14	9 2:34.419	2:34.611 (13)
15	74 R.JIMENEZ MENDEZ	43.511	77 A.GARCIA CASARES	43.261	5 J.LOPEZ POZUELO RIVAS	27.978	27 M.DE DIEGO BRAVO	39.603	15	74 2:34.495	2:34.848 (15)
16	9 G.GOMAR GOMAR	43.556	30 M.CASTRO LORENTE	43.373	22 G.IBAÑEZ BARREIRO	27.983	44 I.ALVAREZ ALVAREZ	39.642	16	7 2:34.521	2:34.676 (14)
17	7 A.RUIZ DE LA HERMOSA CORREA	43.594	74 R.JIMENEZ MENDEZ	43.427	30 M.CASTRO LORENTE	28.021	88 P.BLANCO AVILEO	39.668	17	21 2:34.766	2:35.096 (17)
18	30 M.CASTRO LORENTE	43.840	26 F.FERNANDEZ-BRAVO GARCIA	43.489	6 F.COMENDADOR DIAZ-MAROTO	28.049	21 S.CABAL DIEZ	39.681	18	30 2:35.089	2:35.154 (18)
19	88 P.BLANCO AVILEO	43.939	21 S.CABAL DIEZ	43.491	26 F.FERNANDEZ-BRAVO GARCIA	28.081	89 J.JIMENEZ RODRIGUEZ	39.760	19	77 2:35.326	2:35.326 (19)
20	44 I.ALVAREZ ALVAREZ	43.952	9 G.GOMAR GOMAR	43.502	21 S.CABAL DIEZ	28.118	25 P.ROJAS CONTARDO	39.788	20	26 2:35.381	2:35.767 (21)
21	26 F.FERNANDEZ-BRAVO GARCIA	43.965	89 J.JIMENEZ RODRIGUEZ	43.542	9 G.GOMAR GOMAR	28.120	22 G.IBAÑEZ BARREIRO	39.805	21	6 2:35.479	2:35.659 (20)
22	89 J.JIMENEZ RODRIGUEZ	44.010	6 F.COMENDADOR DIAZ-MAROTO	43.545	89 J.JIMENEZ RODRIGUEZ	28.192	26 F.FERNANDEZ-BRAVO GARCIA	39.846	22	89 2:35.504	2:36.612 (25)
23	6 F.COMENDADOR DIAZ-MAROTO	44.018	22 G.IBAÑEZ BARREIRO	43.705	47 M.FAJEDA REINA	28.239	30 M.CASTRO LORENTE	39.855	23	22 2:35.529	2:35.997 (22)
24	22 G.IBAÑEZ BARREIRO	44.036	88 P.BLANCO AVILEO	43.768	7 A.RUIZ DE LA HERMOSA CORREA	28.317	74 R.JIMENEZ MENDEZ	39.863	24	47 2:36.001	2:36.834 (26)
25	36 M.SANCHO MUÑOZ	44.043	47 M.FAJEDA REINA	43.827	36 M.SANCHO MUÑOZ	28.486	6 F.COMENDADOR DIAZ-MAROTO	39.867	25	88 2:36.064	2:36.492 (24)
26	47 M.FAJEDA REINA	44.059	44 I.ALVAREZ ALVAREZ	43.886	25 P.ROJAS CONTARDO	28.576	47 M.FAJEDA REINA	39.876	26	44 2:36.080	2:36.396 (23)
27	77 A.GARCIA CASARES	44.146	3 I.MARTIN NAVAS	44.029	51 A.MARTINEZ PEREZ	28.591	77 A.GARCIA CASARES	40.017	27	36 2:36.773	2:37.195 (27)
28	94 A.CERVERA ROJAS	44.536	36 M.SANCHO MUÑOZ	44.065	3 I.MARTIN NAVAS	28.594	51 A.MARTINEZ PEREZ	40.136	28	25 2:37.583	2:38.614 (29)
29	3 I.MARTIN NAVAS	44.669	51 A.MARTINEZ PEREZ	44.140	44 I.ALVAREZ ALVAREZ	28.600	36 M.SANCHO MUÑOZ	40.179	29	51 2:37.661	2:38.861 (30)
30	25 P.ROJAS CONTARDO	44.721	25 P.ROJAS CONTARDO	44.498	20 J.BARTOL SALAZAR	28.674	94 A.CERVERA ROJAS	40.480	30	3 2:37.805	2:38.477 (28)
31	51 A.MARTINEZ PEREZ	44.794	94 A.CERVERA ROJAS	44.594	88 P.BLANCO AVILEO	28.689	3 I.MARTIN NAVAS	40.513	31	94 2:38.473	2:38.959 (31)
32	69 M.NARDI SOLIVELLAS	45.038	20 J.BARTOL SALAZAR	44.600	12 D.SANCHEZ PECES	28.710	20 J.BARTOL SALAZAR	40.885	32	20 2:39.302	2:41.415 (34)
33	20 J.BARTOL SALAZAR	45.143	14 A.HONRADO DE LA CRUZ	44.613	69 M.NARDI SOLIVELLAS	28.851	14 A.HONRADO DE LA CRUZ	40.914	33	69 2:39.742	2:39.908 (32)
34	14 A.HONRADO DE LA CRUZ	45.334	12 D.SANCHEZ PECES	44.867	94 A.CERVERA ROJAS	28.863	69 M.NARDI SOLIVELLAS	40.959	34	14 2:39.883	2:40.627 (33)
35	12 D.SANCHEZ PECES	45.517	69 M.NARDI SOLIVELLAS	44.894	14 A.HONRADO DE LA CRUZ	29.022	12 D.SANCHEZ PECES	41.387	35	12 2:40.481	2:42.105 (35)
36	17 A.MARTIN MARTIN	46.871	17 A.MARTIN MARTIN	45.517	17 A.MARTIN MARTIN	30.099	17 A.MARTIN MARTIN	41.747	36	17 2:44.234	2:44.961 (36)



SAXO

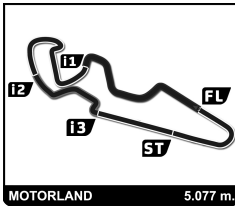
TROFEO ANIVERSARIO MOTORLAND 2021

Carrera 2

Modificada

Mejores velocidades máximas

Equipo	Coche	Clase	Piloto V.Max.	V.Max 1 Km/h Vlt.	V.Max 2 Km/h Vlt.	V.Max 3 Km/h Vlt.	V.Max 4 Km/h Vlt.	V.Max 5 Km/h Vlt.	Pro
9 EFICAR TEAM			G. GOMAR GOMAR	181.8 7	181.2 8	179.4 1	179.4 2	178.5 6	180,1
5 EFICAR TEAM			J. LOPEZ POZUELO RIVAS	179.1 7	177.6 1	176.2 8	175.9 2	174.8 6	176,7
34 VSR			I. VELASCO SANCHEZ	179.1 10	179.1 7	179.1 1	178.8 8	178.2 9	178,9
37 C.D.E. ULTIMA VUELTA			E. HERNANDO ALONSO	179.1 7	177.9 8	177.6 2	177.3 10	177.3 9	177,8
4 ISRAEL DE ANA MORALES			I. DE ANA MORALES	178.8 6	178.2 8	177.9 2	176.5 9	176.2 7	177,5
23 C.D.E. ULTIMA VUELTA		ROOKIE	C. RUBIO RODRIGUEZ	178.8 8	178.5 9	178.5 10	177.9 7	177.9 2	178,3
7 C.D.E. ULTIMA VUELTA		ROOKIE	A. RUIZ DE LA HERMOSA CORREA	178.5 8	177.6 2	177.3 7	176.8 6	175.9 1	177,2
19 C.D.E. ULTIMA VUELTA			F. NAVARRETE RODRIGO	178.5 7	178.2 2	177.3 6	175.9 8	175.3 10	177,0
70 EFICAR TEAM			S. CASTILLA SALINERO	178.5 6	177.3 10	177.3 7	177.0 9	177.0 2	177,4
72 C.D.E. ULTIMA VUELTA			R. CAMACHO ANGULO	178.5 2	178.2 6	177.9 1	177.6 8	177.3 10	177,9
26 C.D.E. ULTIMA VUELTA		ROOKIE	F. FERNANDEZ-BRAVO GARCIA	178.2 2	177.6 8	175.9 10	175.9 7	175.6 9	176,6
88 C.D.E. ULTIMA VUELTA		ROOKIE	P. BLANCO AVILEO	178.2 6	177.0 7	176.5 9	175.9 8	175.6 2	176,6
89 ESCUDERIA GREDOS		ROOKIE	J. JIMENEZ RODRIGUEZ	178.2 7	176.8 9	175.9 1	175.6 2	175.3 10	176,4
21 RASANTE SPORT			S. CABAL DIEZ	177.9 8	177.3 7	176.8 2	176.8 9	176.2 1	177,0
24 VSR		ROOKIE	J. UGALDE MORENO	177.9 7	177.9 1	176.8 2	175.6 8	174.5 6	176,5
27 C.D.E. ULTIMA VUELTA			M. DE DIEGO BRAVO	177.9 7	177.0 1	175.9 2	174.8 6	141.2 3	169,4
6 DEYSCOM SPORT		ROOKIE	F. COMENDADOR DIAZ-MAROTO	177.6 7	175.0 1	174.8 2	173.6 8	173.1 6	174,8
74 C.D.E. ULTIMA VUELTA			R. JIMENEZ MENDEZ	177.6 8	177.3 2	177.0 6	176.5 7	176.5 10	177,0
8 PROMOTION MOTORSPORT			O. MARTIN GARCIA	177.3 2	175.6 7	174.5 8	173.9 6	173.1 9	174,9
76 AD CLEMENTE ARROYO		ROOKIE	J. MAZUECOS FERNANDEZ	177.3 8	177.0 2	176.2 6	175.3 1	175.0 7	176,2
47 ESCUDERIA MALLORCA COMPETICIÓN		ROOKIE	M. FAJEDA REINA	177.0 7	176.5 1	175.9 6	175.3 2	174.5 10	175,8
44 C.D.E. ULTIMA VUELTA			I. ALVAREZ ALVAREZ	176.8 7	175.9 9	175.0 10	175.0 6	174.5 2	175,4
80 C.D.E. ULTIMA VUELTA			F. PANIAGUA DURAN	176.8 1	176.2 2	175.9 10	174.8 6	174.8 7	175,7
25 C.D.E. ULTIMA VUELTA		ROOKIE	P. ROJAS CONTARDO	176.2 8	175.9 10	175.6 7	175.3 9	174.2 6	175,4
30 C.D.E. ULTIMA VUELTA			M. CASTRO LORENTE	176.2 6	175.9 7	175.0 2	174.8 10	174.2 1	175,2
36 C.D.E. ULTIMA VUELTA		ROOKIE	M. SANCHO MUÑOZ	176.2 9	175.9 1	175.3 6	174.8 7	174.2 8	175,3
22 AUTOMOVIL CLUB ZARAGOZA		ROOKIE	G. IBANEZ BARREIRO	175.6 2	175.3 7	174.8 6	174.2 1	172.5 8	174,5
77 VSR			A. GARCIA CASARES	175.3 2	174.5 1	136.7 4	122.4 6	100.7 5	141,9
12 C.D.E. ULTIMA VUELTA		ROOKIE	D. SANCHEZ PECES	173.6 2	171.7 6	171.7 9	170.3 1	169.5 10	171,4
51 ESCUDERIA CENTRO		ROOKIE	A. MARTINEZ PEREZ	173.4 7	172.0 8	171.7 9	170.9 6	170.6 2	171,7
94 C.D.E. ULTIMA VUELTA		ROOKIE	A. CERVERA ROJAS	173.4 7	172.5 6	172.0 9	171.4 8	171.4 10	172,1
3 C.D.E. ULTIMA VUELTA		ROOKIE	I. MARTIN NAVAS	173.1 7	173.1 1	172.2 6	171.7 9	170.9 8	172,2
17 C.D.E. ULTIMA VUELTA			A. MARTIN MARTIN	173.1 2	172.5 9	172.2 3	172.2 8	172.0 6	172,4
20 C.D.E. ULTIMA VUELTA			J. BARTOL SALAZAR	173.1 2	172.8 7	172.0 6	171.2 9	171.2 8	172,1
14 C.D.E. ULTIMA VUELTA		ROOKIE	A. HONRADO DE LA CRUZ	172.0 7	171.4 6	171.4 8	171.2 1	170.6 9	171,3
69 C.D.E. ULTIMA VUELTA		ROOKIE	M. NARDI SOLIVELLAS	170.1 8	170.1 7	168.7 2	168.7 10	168.5 9	169,2
11 C.D.E. ULTIMA VUELTA			M. MANUEL GONZALEZ	109.1 1					109,1
13 C.D.E. ULTIMA VUELTA									
33 AKULO MOTORSPORT		ROOKIE							
93 CLUB JARAMA SPORT									



SAXO

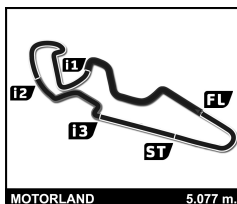
TROFEO ANIVERSARIO MOTORLAND 2021

Carrera 2

Modificada

Secuencia de líderes por Clase

Nº	Equipo	Coche	Vuelta a	Vuelta Final	Vlts.	Total Vlts.
27	C.D.E. ULTIMA VUELTA		1	6	6	6
19	C.D.E. ULTIMA VUELTA		7	10	4	4
ROOKIE						
23	C.D.E. ULTIMA VUELTA		1	10	10	10



SAXO

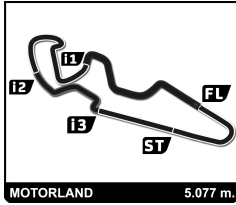
TROFEO ANIVERSARIO MOTORLAND 2021

Carrera 2

Modificada

Secuencia de vueltas rápidas

T. Sesión	Nº Equipo	Coche	Clase	Piloto	Tiempo	Km/h	Vlt.
5:11.314	27	C.D.E. ULTIMA VUELTA		Marcos DE DIEGO BRAVO	2:33.304	119.2	2
5:11.724	19	C.D.E. ULTIMA VUELTA		Fernando NAVARRETE RODRIGO	2:32.929	119.5	2



SAXO

TROFEO ANIVERSARIO MOTORLAND 2021

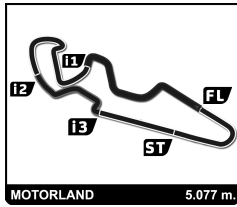
Carrera 2

Modificada

Tiempos por vuelta

Piloto Doblado

Nº	Tiempo	Dif.	Nº	Tiempo	Dif.	Nº	Tiempo	Dif.	Nº	Tiempo	Dif.	Nº	Tiempo	Dif.
Lap 1			9	2:36.598	11.250	17	2:49.436	1:01.468	30	3:06.614	8.220	77	3:18.308	58.024
27	2:38.010	0.000	6	2:37.264	12.204	Lap 4			6	3:06.768	9.114	Lap 7		
23	2:38.236	0.226	22	2:36.809	12.577	27	3:33.210		22	3:07.067	9.823	19	2:34.397	
19	2:38.795	0.785	47	2:37.367	13.701	19	3:33.270	0.627	26	3:07.132	10.595	37	2:33.795	0.233
37	2:39.019	1.009	26	2:37.201	14.102	37	3:32.920	1.193	47	3:06.889	10.769	34	2:33.149	0.473
8	2:39.495	1.485	89	2:37.920	15.443	23	3:33.219	1.745	89	3:06.647	11.080	23	2:34.928	1.638
74	2:40.175	2.165	77	2:35.326	16.738	8	3:32.144	2.491	4	3:06.009	11.311	8	2:33.640	2.601
34	2:40.570	2.560	4	2:34.888	17.411	34	3:32.044	3.026	77	3:06.562	13.066	76	2:34.464	3.582
76	2:40.708	2.698	88	2:38.743	20.587	76	3:31.730	3.407	88	3:06.502	14.098	24	2:33.547	3.826
5	2:41.070	3.060	44	2:37.473	23.708	72	3:31.802	3.917	44	3:06.385	14.360	27	2:39.027	4.210
72	2:41.517	3.507	3	2:39.686	24.109	24	3:31.699	4.312	3	3:06.856	15.768	72	2:35.250	6.168
80	2:41.669	3.659	51	2:42.872	31.918	80	3:31.605	4.963	51	3:04.863	16.378	80	2:35.675	6.394
24	2:41.895	3.885	36	2:42.571	34.453	5	3:31.208	5.186	36	3:05.714	18.097	7	2:35.143	7.508
70	2:43.127	5.117	94	2:45.249	34.911	70	3:30.877	5.726	94	3:05.701	19.340	70	2:35.539	7.629
7	2:43.818	5.808	69	2:46.062	35.335	7	3:30.955	6.478	69	3:05.428	19.480	5	2:36.093	8.015
21	2:44.466	6.456	12	2:44.891	35.615	74	3:27.278	9.371	12	3:04.754	19.656	9	2:34.854	8.238
30	2:45.283	7.273	25	2:45.921	35.775	9	3:23.362	10.372	20	3:05.188	20.858	4	2:34.434	11.773
9	2:45.966	7.956	14	2:45.185	36.289	21	3:23.321	10.752	25	3:05.334	22.041	74	2:37.795	12.108
6	2:46.254	8.244	20	2:44.494	36.927	30	3:22.573	11.204	14	3:05.274	22.848	30	2:37.137	12.344
22	2:47.082	9.072	17	2:51.403	59.604	6	3:22.350	11.944	17	3:05.630	24.039	21	2:38.337	12.831
47	2:47.648	9.638	Lap 3			22	3:22.509	12.354	Lap 6			22	2:36.768	14.421
26	2:48.215	10.205	27	2:47.572		26	3:22.736	13.061	27	2:33.350		6	2:37.939	14.545
89	2:48.837	10.827	19	2:47.729	0.567	47	3:22.787	13.478	19	2:33.363	0.420	26	2:36.979	16.608
77	2:52.726	14.716	37	2:47.391	1.483	89	3:21.956	14.031	37	2:33.675	1.255	47	2:36.834	16.802
88	2:53.158	15.148	23	2:48.118	1.736	4	3:22.099	14.900	23	2:33.424	1.527	88	2:36.492	20.204
4	2:53.837	15.827	8	2:48.981	3.557	77	3:19.978	16.102	34	2:33.354	2.141	44	2:36.396	20.524
3	2:55.737	17.727	34	2:48.063	4.192	88	3:20.065	17.194	8	2:35.425	3.778	89	2:36.612	21.237
44	2:57.549	19.539	76	2:48.064	4.887	44	3:20.156	17.573	76	2:34.738	3.935	36	2:38.094	26.152
51	3:00.360	22.350	72	2:48.248	5.325	3	3:20.096	18.510	24	2:34.095	5.096	3	2:40.825	27.706
69	3:00.587	22.577	24	2:47.215	5.823	51	3:20.854	21.113	80	2:34.329	5.536	51	2:43.137	30.209
94	3:00.976	22.966	80	2:48.193	6.568	36	3:20.656	21.981	72	2:35.228	5.735	94	2:38.959	31.558
25	3:01.168	23.158	5	2:48.830	7.188	94	3:20.659	23.237	5	2:34.928	6.739	25	2:39.496	32.493
12	3:02.038	24.028	70	2:48.459	8.059	69	3:20.653	23.650	70	2:34.757	6.907	69	2:42.214	34.285
14	3:02.418	24.408	7	2:47.890	8.733	12	3:20.969	24.500	7	2:34.676	7.182	14	2:41.167	36.984
36	3:03.196	25.186	74	2:54.361	15.303	20	3:21.148	25.268	9	2:34.611	8.201	20	2:41.415	37.211
20	3:03.747	25.737	9	2:56.542	20.220	25	3:21.387	26.305	74	2:35.960	9.130	17	2:45.457	47.150
17	3:19.515	41.505	21	2:59.003	20.641	14	3:21.036	27.172	21	2:35.096	9.311	12	3:00.083	53.873
11	3:39.429	1:01.419	30	2:58.959	21.841	17	2:59.749	28.007	30	2:35.154	10.024	Lap 8		
Lap 2			6	2:58.172	22.804	Lap 5			6	2:35.659	11.423	19	2:33.501	
27	2:33.304		22	2:58.050	23.055	27	3:09.598		4	2:34.195	12.156	37	2:33.420	0.152
19	2:32.929	0.410	26	2:57.005	23.535	19	3:09.378	0.407	22	2:35.997	12.470	34	2:33.987	0.959
23	2:34.268	1.190	47	2:57.772	23.901	37	3:09.335	0.930	26	2:37.201	14.446	23	2:33.734	1.871
37	2:33.959	1.664	89	2:57.414	25.285	23	3:09.306	1.453	47	2:37.366	14.785	8	2:34.729	3.829
8	2:33.967	2.148	4	2:56.172	26.011	8	3:08.810	1.703	88	2:37.781	18.529	24	2:34.081	4.406
34	2:34.445	3.701	77	3:00.168	29.334	34	3:08.709	2.137	44	2:37.935	18.945	76	2:34.812	4.893
76	2:35.001	4.395	88	2:57.324	30.339	76	3:08.738	2.547	89	2:41.712	19.442	80	2:34.055	6.948
72	2:34.446	4.649	44	2:54.491	30.627	72	3:09.538	3.857	3	2:39.280	21.698	72	2:34.581	7.248
5	2:36.174	5.930	3	2:55.087	31.624	24	3:09.637	4.351	51	2:38.861	21.889	70	2:35.149	9.277
80	2:35.592	5.947	51	2:49.123	33.469	80	3:09.192	4.557	36	2:38.128	22.875	5	2:35.210	9.724
24	2:35.599	6.180	36	2:47.654	34.535	5	3:09.573	5.161	69	2:40.758	26.888	7	2:35.877	9.884
70	2:35.359	7.172	94	2:48.449	35.788	70	3:09.372	5.500	94	2:41.426	27.416	9	2:35.631	10.368
7	2:35.911	8.415	69	2:48.444	36.207	7	3:08.976	5.856	25	2:39.123	27.814	4	2:33.373	11.645
74	2:39.653	8.514	12	2:48.698	36.741	74	3:06.747	6.520	12	2:42.301	28.607	74	2:34.848	13.455
21	2:36.058	9.210	20	2:47.975	37.330	9	3:06.166	6.940	20	2:43.105	30.613	22	2:36.829	17.749
30	2:36.485	10.454	25	2:49.925	38.128	21	3:06.411	7.565	14	2:41.136	30.634	6	2:37.766	18.810
			14	2:50.629	39.346				17	2:45.821	36.510			



SAXO

TROFEO ANIVERSARIO MOTORLAND 2021

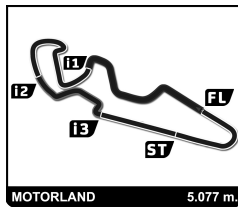
Carrera 2

Modificada

Tiempos por vuelta

Piloto Doblado

Nº	Tiempo	Dif.	Nº	Tiempo	Dif.	Nº	Tiempo	Dif.	Nº	Tiempo	Dif.	Nº	Tiempo	Dif.
26	2:35.767	18.874	23	2:33.718	1.615									
47	2:37.747	21.048	8	2:35.889	7.224									
30	2:43.993	22.836	76	2:38.982	11.150									
88	2:38.773	25.476	24	2:37.117	11.274									
44	2:38.585	25.608	72	2:35.279	11.587									
89	2:38.192	25.928	80	2:34.315	11.737									
36	2:37.382	30.033	70	2:34.395	12.240									
21	2:51.189	30.519	4	2:35.660	18.733									
3	2:38.477	32.682	74	2:37.194	20.837									
51	2:39.358	36.066	5	2:40.543	23.644									
94	2:39.376	37.433	9	2:36.422	28.870									
25	2:38.614	37.606	22	2:40.038	29.216									
69	2:39.908	40.692	26	2:40.621	29.976									
14	2:42.418	45.901	47	2:39.120	30.478									
20	2:52.004	55.714	88	2:37.685	33.053									
17	2:46.468	1:00.117	44	2:37.709	33.340									
12	2:42.814	1:03.186	89	2:36.935	33.936									
Lap 9														
19	2:33.489		30	2:35.920	34.461									
37	2:33.505	0.168	36	2:37.535	37.403									
34	2:33.166	0.636	3	2:40.111	44.581									
23	2:33.386	1.768	51	2:41.312	49.103									
8	2:34.866	5.206	21	2:49.368	49.743									
76	2:34.635	6.039	25	2:40.405	50.012									
24	2:37.111	8.028	94	2:40.781	50.199									
72	2:36.420	10.179	69	2:40.839	55.059									
80	2:37.834	11.293	14	2:42.416	1:01.584									
70	2:35.928	11.716	20	2:41.984	1:11.966									
4	2:38.788	16.944	12	2:43.776	1:21.707									
5	2:40.737	16.972	17	2:48.775	1:26.493									
74	2:37.548	17.514												
22	2:38.789	23.049												
26	2:37.841	23.226												
47	2:37.670	25.229												
9	2:49.440	26.319												
88	2:37.252	29.239												
44	2:37.383	29.502												
89	2:38.433	30.872												
30	2:43.065	32.412												
6	2:48.223	33.544												
36	2:37.195	33.739												
21	2:37.216	34.246												
3	2:39.148	38.341												
51	2:39.085	41.662												
94	2:39.345	43.289												
25	2:39.361	43.478												
69	2:40.888	48.091												
14	2:40.627	53.039												
20	2:41.628	1:03.853												
17	2:44.961	1:11.589												
12	2:42.105	1:11.802												
Lap 10														
19	2:33.871													
37	2:34.237	0.534												
34	2:33.787	0.552												



SAXO TROFEO ANIVERSARIO MOTORLAND 2021

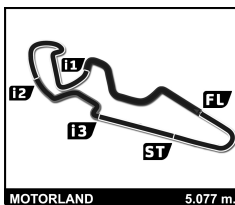
Carrera 2

Vuelta a vuelta

Modificada

— Vuelta invalidada ■ Mejor Personal ■ Mejor de la sesión ■ Cruzando por el pit lane

Vlt.	P	Tiempo	Sector 1	Sector 2	Sector 3	Sector 4	T. Sesión	Vlt.	P	Tiempo	Sector 1	Sector 2	Sector 3	Sector 4	T. Sesión
3 C.D.E. ULTIMA VUELTA 1.Ivan Manuel MARTIN NAV. ROOKIE								7 C.D.E. ULTIMA VUELTA 1.Alvaro RUIZ DE LA HERM ROOKIE							
1	1	2:55.737	58.716	45.926	30.219	40.876	2:55.737	1	1	2:43.818	51.061	43.727	29.096	39.934	2:43.818
2	1	2:39.686	45.169	44.560	29.190	40.767	5:35.423	2	1	2:35.911	43.594	43.285	29.477	39.555	5:19.729
3	1	2:55.087	45.645	44.498	29.702	55.242	8:30.510	3	1	2:47.890	44.138	43.401	31.711	48.640	8:07.619
4	1	3:20.096	49.044	54.865	48.961	47.226	11:50.606	4	1	3:30.955	55.278	57.696	47.575	50.406	11:38.574
5	1	3:06.856	55.987	46.725	34.724	49.420	14:57.462	5	1	3:08.976	56.795	46.580	33.185	52.416	14:47.550
6	1	2:39.280	45.742	44.386	28.594	40.558	17:36.742	6	1	2:34.676	43.747	43.251	28.317	39.361	17:22.226
7	1	2:40.825	46.154	44.553	29.605	40.513	20:17.567	7	1	2:35.143	43.813	43.517	28.454	39.359	19:57.369
8	1	2:38.477	45.142	44.029	28.696	40.610	22:56.044	8	1	2:35.877	43.759	44.180	28.405	39.533	22:33.246
9	1	2:39.148	44.669	44.491	29.070	40.918	25:35.192								
10	1	2:40.111	45.591	44.499	28.882	41.139	28:15.303								
4 ISRAEL DE ANA MORALES 1.Israel DE ANA MORALES								8 PROMOTION MOTORSPORT 1.Oliver MARTIN GARCIA							
1	1	2:53.837	58.631	44.737	30.262	40.207	2:53.837	1	1	2:39.495	46.611	43.931	28.582	40.371	2:39.495
2	1	2:34.888	43.624	43.074	28.099	40.091	5:28.725	2	1	2:33.967	43.569	43.178	27.883	39.337	5:13.462
3	1	2:56.172	43.717	43.277	29.679	59.499	8:24.897	3	1	2:48.981	43.244	43.354	32.356	50.027	8:02.443
4	1	3:22.099	48.226	57.067	49.055	47.751	11:46.996	4	1	3:32.144	56.376	57.815	45.032	52.921	11:34.587
5	1	3:06.009	56.008	47.013	33.511	49.477	14:53.005	5	1	3:08.810	55.942	47.207	32.108	53.553	14:43.397
6	1	2:34.195	44.167	43.222	27.517	39.289	17:27.200	6	1	2:35.425	43.344	43.090	29.087	39.904	17:18.822
7	1	2:34.434	43.572	43.209	27.895	39.758	20:01.634	7	1	2:33.640	43.510	43.049	27.678	39.403	19:52.462
8	1	2:33.373	43.204	42.959	27.826	39.384	22:35.007	8	1	2:34.729	44.013	43.210	27.819	39.687	22:27.191
9	1	2:38.788	43.515	43.761	31.683	39.829	25:13.795	9	1	2:34.866	43.857	43.225	28.026	39.758	25:02.057
10	1	2:35.660	44.487	43.273	27.786	40.114	27:49.455	10	1	2:35.889	44.042	43.084	28.359	40.404	27:37.946
5 EFICAR TEAM 1.Jesus LOPEZ POZUELO F								9 EFICAR TEAM 1.Gustavo GOMAR GOMAR							
1	1	2:41.070	49.433	43.756	28.392	39.489	2:41.070	1	1	2:45.966	53.143	44.349	28.964	39.510	2:45.966
2	1	2:36.174	44.379	43.807	28.056	39.932	5:17.244	2	1	2:36.598	43.872	44.109	28.846	39.771	5:22.564
3	1	2:48.830	44.984	44.057	29.569	50.220	8:06.074	3	1	2:56.542	43.601	43.505	30.684	58.752	8:19.106
4	1	3:31.208	55.513	57.800	46.903	50.992	11:37.282	4	1	3:23.362	47.159	58.164	49.291	48.748	11:42.468
5	1	3:09.573	56.301	47.020	32.806	53.446	14:46.855	5	1	3:06.166	54.962	46.512	33.324	51.368	14:48.634
6	1	2:34.928	43.653	43.058	28.264	39.953	17:21.783	6	1	2:34.611	43.594	43.533	28.120	39.364	17:23.245
7	1	2:36.093	43.508	44.325	28.646	39.614	19:57.876	7	1	2:34.854	43.556	43.662	28.395	39.241	19:58.099
8	1	2:35.210	43.913	43.420	27.978	39.899	22:33.086	8	1	2:35.631	44.104	43.502	28.611	39.414	22:33.730
9	1	2:40.737	44.288	43.313	32.773	40.363	25:13.823	9	1	2:49.440	44.270	50.691	34.401	40.078	25:23.170
10	1	2:40.543	44.219	43.249	33.222	39.853	27:54.366	10	1	2:36.422	44.130	44.167	28.501	39.624	27:59.592
6 DEYSCOM SPORT 1.Francisco COMENDADOR ROOKIE								11 C.D.E. ULTIMA VUELTA 1.Marcos MANUEL GONZAL							
1	1	2:46.254	52.923	44.214	28.845	40.272	2:46.254	1	1	3:39.429B	59.495	45.944	36.375	1:17.615	3:39.429
2	1	2:37.264	44.545	43.781	29.071	39.867	5:23.518								
3	1	2:58.172	44.018	43.545	30.073	1:00.536	8:21.690								
4	1	3:22.350	48.941	56.271	49.282	47.856	11:44.040								
5	1	3:06.768	55.955	46.845	32.709	51.259	14:50.808								
6	1	2:35.659	44.056	43.616	28.049	39.938	17:26.467								
7	1	2:37.939	44.817	43.756	29.358	40.008	20:04.406								
8	1	2:37.766	44.799	44.107	28.148	40.712	22:42.172								
9	1	2:48.223	44.917	43.856	39.019	40.431	25:30.395								
12 C.D.E. ULTIMA VUELTA 1.Daniel SANCHEZ PECES ROOKIE								12 C.D.E. ULTIMA VUELTA 1.Daniel SANCHEZ PECES ROOKIE							
1	1	3:02.038	59.966	46.752	33.295	42.025	3:02.038	1	1	3:02.038	59.966	46.752	33.295	42.025	3:02.038
2	1	2:44.891	45.765	46.155	31.044	41.927	5:46.929	2	1	2:44.891	45.765	46.155	31.044	41.927	5:46.929
3	1	2:48.698	45.896	45.308	31.510	45.984	8:35.627	3	1	2:48.698	45.896	45.308	31.510	45.984	8:35.627
4	1	3:20.969	49.105	53.752	52.063	46.049	11:56.596	4	1	3:20.969	49.105	53.752	52.063	46.049	11:56.596
5	1	3:04.754	58.855	46.554	32.313	47.032	15:01.350	5	1	3:04.754	58.855	46.554	32.313	47.032	15:01.350
6	1	2:42.301	47.237	44.967	28.710	41.387	17:43.651	6	1	2:42.301	47.237	44.967	28.710	41.387	17:43.651
7	1	3:00.083	45.517	45.471	28.842	1:00.253	20:43.734	7	1	3:00.083	45.517	45.471	28.842	1:00.253	20:43.734



SAXO TROFEO ANIVERSARIO MOTORLAND 2021

Carrera 2

Vuelta a vuelta

Modificada

— Vuelta invalidada ■ Mejor Personal ■ Mejor de la sesión ■ Cruzando por el pit lane

Vlt.	P	Tiempo	Sector 1	Sector 2	Sector 3	Sector 4	T. Sesión
8	1	2:42.814	46.329	44.867	29.034	42.584	23:26.548
9	1	2:42.105	45.562	44.993	29.564	41.986	26:08.653
10	1	2:43.776	46.639	45.519	29.344	42.274	28:52.429

14 C.D.E. ULTIMA VUELTA							
1. Antonio HONRADO DE LA ROOKIE							
Vlt.	P	Tiempo	Sector 1	Sector 2	Sector 3	Sector 4	T. Sesión
1	1	3:02.418	1:01.226	46.226	33.069	41.897	3:02.418
2	1	2:45.185	46.356	45.789	31.703	41.337	5:47.603
3	1	2:50.629	46.726	48.822	31.305	43.776	8:38.232
4	1	3:21.036	49.630	52.929	54.471	44.006	11:59.268
5	1	3:05.274	59.477	45.606	32.255	47.936	15:04.542
6	1	2:41.136	46.272	44.928	29.022	40.914	17:45.678
7	1	2:41.167	46.129	44.660	29.350	41.028	20:26.845
8	1	2:42.418	45.695	44.879	30.664	41.180	23:09.263
9	1	2:40.627	45.334	44.613	29.237	41.443	25:49.890
10	1	2:42.416	46.007	45.138	29.437	41.834	28:32.306

17 C.D.E. ULTIMA VUELTA							
1. Francisco PEREZ SIERRA							
2. Alberto MARTIN MARTIN							
Vlt.	P	Tiempo	Sector 1	Sector 2	Sector 3	Sector 4	T. Sesión
1	2	3:19.515	55.417	48.777	47.597	47.724	3:19.515
2	2	2:51.403	49.720	46.286	32.309	43.088	6:10.918
3	2	2:49.436	48.235	46.210	32.197	42.794	9:00.354
4	2	2:59.749	49.592	46.138	39.795	44.224	12:00.103
5	2	3:05.630	59.636	45.865	32.222	47.907	15:05.733
6	2	2:45.821	47.375	45.517	31.035	41.894	17:51.554
7	2	2:45.457	46.871	45.573	30.385	42.628	20:37.011
8	2	2:46.468	47.702	46.014	30.581	42.171	23:23.479
9	2	2:44.961	46.941	45.865	30.125	42.030	26:08.440
10	2	2:48.775	47.497	49.432	30.099	41.747	28:57.215

19 C.D.E. ULTIMA VUELTA							
1. Fernando NAVARRETE RC							
Vlt.	P	Tiempo	Sector 1	Sector 2	Sector 3	Sector 4	T. Sesión
1	1	2:38.795	48.270	42.989	27.662	39.874	2:38.795
2	1	2:32.929	43.100	42.879	27.464	39.486	5:11.724
3	1	2:47.729	43.357	42.821	32.541	49.010	7:59.453
4	1	3:33.270	57.203	57.574	44.618	53.875	11:32.723
5	1	3:09.378	54.948	48.438	31.575	54.417	14:42.101
6	1	2:33.363	43.295	42.849	27.744	39.475	17:15.464
7	1	2:34.397	43.195	42.936	28.345	39.921	19:49.861
8	1	2:33.501	43.421	43.136	27.501	39.443	22:23.362
9	1	2:33.489	43.186	42.923	27.643	39.737	24:56.851
10	1	2:33.871	43.530	43.114	27.546	39.681	27:30.722

20 C.D.E. ULTIMA VUELTA							
1. Jose David BARTOL SALA							
Vlt.	P	Tiempo	Sector 1	Sector 2	Sector 3	Sector 4	T. Sesión
1	1	3:03.747	1:01.044	46.927	33.386	42.390	3:03.747
2	1	2:44.494	46.890	45.525	30.485	41.594	5:48.241
3	1	2:47.975	46.718	46.552	30.270	44.435	8:36.216
4	1	3:21.148	49.532	53.596	52.300	45.720	11:57.364
5	1	3:05.188	58.638	46.542	32.360	47.648	15:02.552
6	1	2:43.105	47.726	45.068	28.961	41.350	17:45.657
7	1	2:41.415	46.600	44.600	29.330	40.885	20:27.072
8	1	2:52.004	45.980	44.797	29.751	51.476	23:19.076

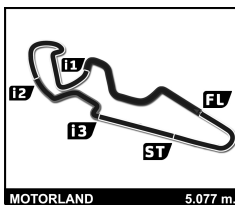
Vlt.	P	Tiempo	Sector 1	Sector 2	Sector 3	Sector 4	T. Sesión
9	1	2:41.628	46.016	45.080	29.384	41.148	26:00.704
10	1	2:41.984	45.143	45.100	28.674	43.067	28:42.688

21 RASANTE SPORT							
1. Sergio CABAL DIEZ							
Vlt.	P	Tiempo	Sector 1	Sector 2	Sector 3	Sector 4	T. Sesión
1	1	2:44.466	51.782	43.766	28.853	40.065	2:44.466
2	1	2:36.058	43.807	43.837	28.555	39.859	5:20.524
3	1	2:59.003	44.438	43.491	33.408	57.666	8:19.527
4	1	3:23.321	47.232	58.022	49.595	48.472	11:42.848
5	1	3:06.411	55.012	46.510	33.419	51.470	14:49.259
6	1	2:35.096	43.476	43.575	28.364	39.681	17:24.355
7	1	2:38.337	44.454	45.195	28.693	39.995	20:02.692
8	1	2:51.189	43.610	43.797	28.145	55.637	22:53.881
9	1	2:37.216	45.231	43.977	28.118	39.890	25:31.097
10	1	2:49.368	53.929	45.846	28.998	40.595	28:20.465

22 AUTOMOVIL CLUB ZARAGOZA							
1. Guillermo IBAÑEZ BARRE ROOKIE							
Vlt.	P	Tiempo	Sector 1	Sector 2	Sector 3	Sector 4	T. Sesión
1	1	2:47.082	54.144	44.152	28.922	39.864	2:47.082
2	1	2:36.809	44.265	43.705	29.034	39.805	5:23.891
3	1	2:58.050	44.091	43.937	30.658	59.364	8:21.941
4	1	3:22.509	49.289	56.264	49.111	47.845	11:44.450
5	1	3:07.067	55.995	46.936	32.614	51.522	14:51.517
6	1	2:35.997	44.036	43.728	28.062	40.171	17:27.514
7	1	2:36.768	44.043	43.802	28.460	40.463	20:04.282
8	1	2:36.829	44.363	44.169	27.983	40.314	22:41.111
9	1	2:38.789	44.095	44.107	29.778	40.809	25:19.900
10	1	2:40.038	46.089	45.337	28.275	40.337	27:59.938

23 C.D.E. ULTIMA VUELTA							
1. Cristian RUBIO RODRIGU ROOKIE							
Vlt.	P	Tiempo	Sector 1	Sector 2	Sector 3	Sector 4	T. Sesión
1	1	2:38.236	46.780	43.134	28.091	40.231	2:38.236
2	1	2:34.268	44.012	43.131	27.652	39.473	5:12.504
3	1	2:48.118	43.494	42.921	31.653	50.050	8:00.622
4	1	3:33.219	57.592	57.637	44.504	53.486	11:33.841
5	1	3:09.306	55.915	47.505	31.381	54.505	14:43.147
6	1	2:33.424	43.103	43.032	27.766	39.523	17:16.571
7	1	2:34.928	43.928	43.720	27.679	39.601	19:51.499
8	1	2:33.734	43.545	43.048	27.659	39.482	22:25.233
9	1	2:33.386	43.212	43.060	27.435	39.679	24:58.619
10	1	2:33.718	43.616	43.098	27.487	39.517	27:32.337

24 VSR							
1. Javier UGALDE MORENO ROOKIE							
Vlt.	P	Tiempo	Sector 1	Sector 2	Sector 3	Sector 4	T. Sesión
1	1	2:41.895	50.591	43.492	28.558	39.254	2:41.895
2	1	2:35.599	44.064	43.947	28.145	39.443	5:17.494
3	1	2:47.215	43.763	43.394	30.171	49.887	8:04.709
4	1	3:31.699	55.995	57.793	46.132	51.779	11:36.408
5	1	3:09.637	56.170	47.270	32.350	53.847	14:46.045
6	1	2:34.095	43.499	43.241	27.824	39.531	17:20.140
7	1	2:33.547	43.328	43.123	27.686	39.410	19:53.687
8	1	2:34.081	43.616	43.190	27.741	39.534	22:27.768
9	1	2:37.111	43.722	44.077	29.254	40.058	25:04.879



SAXO TROFEO ANIVERSARIO MOTORLAND 2021

Carrera 2

Vuelta a vuelta

Modificada

— Vuelta invalidada ■ Mejor Personal ■ Mejor de la sesión ■ Cruzando por el pit lane

Vlt.	P	Tiempo	Sector 1	Sector 2	Sector 3	Sector 4	T. Sesión
10	1	2:37.117	44.999	43.947	28.379	39.792	27:41.996

C.D.E. ULTIMA VUELTA								
25	1.Manuel COZAR FERNANC							ROOKIE
	2.Pablo Eduardo ROJAS CO							

1	2	3:01.168	58.368	46.913	34.503	41.384	3:01.168
2	2	2:45.921	46.925	45.888	31.789	41.319	5:47.089
3	2	2:49.925	46.328	49.296	31.041	43.260	8:37.014
4	2	3:21.387	50.331	52.893	53.788	44.375	11:58.401
5	2	3:05.334	59.186	46.135	32.042	47.971	15:03.735
6	2	2:39.123	45.539	44.498	29.119	39.967	17:42.858
7	2	2:39.496	46.063	45.069	28.576	39.788	20:22.354
8	2	2:38.614	44.721	45.245	28.694	39.954	23:00.968
9	2	2:39.361	44.859	44.633	29.676	40.193	25:40.329
10	2	2:40.405	44.819	46.252	28.952	40.382	28:20.734

C.D.E. ULTIMA VUELTA								
26	1.Francisco Javier FERNANC							ROOKIE

1	1	2:48.215	54.711	44.354	29.063	40.087	2:48.215
2	1	2:37.201	44.156	43.890	29.298	39.857	5:25.416
3	1	2:57.005	44.493	43.909	29.426	59.177	8:22.421
4	1	3:22.736	49.320	56.529	49.608	47.279	11:45.157
5	1	3:07.132	56.381	46.735	32.990	51.026	14:52.289
6	1	2:37.201	44.721	44.205	28.081	40.194	17:29.490
7	1	2:36.979	44.493	43.947	28.418	40.121	20:06.469
8	1	2:35.767	43.965	43.489	28.231	40.082	22:42.236
9	1	2:37.841	44.152	43.682	29.818	40.189	25:20.077
10	1	2:40.621	47.853	44.439	28.483	39.846	28:00.698

C.D.E. ULTIMA VUELTA							
27	1.Marcos DE DIEGO BRAVC						

1	1	2:38.010	48.065	42.858	27.331	39.756	2:38.010
2	1	2:33.304	43.376	42.984	27.341	39.603	5:11.314
3	1	2:47.572	43.422	42.873	32.090	49.187	7:58.886
4	1	3:33.210	57.184	57.453	44.367	54.206	11:32.096
5	1	3:09.598	54.991	48.191	31.817	54.599	14:41.694
6	1	2:33.350	43.273	43.015	27.389	39.673	17:15.044
7	1	2:39.027	43.307	42.990	28.201	44.529	19:54.071

C.D.E. ULTIMA VUELTA							
30	1.Mario CASTRO LORENTE						

1	1	2:45.283	52.590	43.887	28.821	39.985	2:45.283
2	1	2:36.485	44.091	43.920	28.306	40.168	5:21.768
3	1	2:58.959	43.991	43.467	32.982	58.519	8:20.727
4	1	3:22.573	46.837	57.708	49.702	48.326	11:43.300
5	1	3:06.614	55.094	46.610	33.448	51.462	14:49.914
6	1	2:35.154	43.840	43.373	28.021	39.920	17:25.068
7	1	2:37.137	44.220	44.660	28.402	39.855	20:02.205
8	1	2:43.993	43.893	43.730	28.125	48.245	22:46.198
9	1	2:43.065	45.205	43.571	33.691	40.598	25:29.263
10	1	2:35.920	43.841	43.548	28.389	40.142	28:05.183

Vlt.	P	Tiempo	Sector 1	Sector 2	Sector 3	Sector 4	T. Sesión
------	---	--------	----------	----------	----------	----------	-----------

C.D.E. ULTIMA VUELTA								
34	1.Ivan VELASCO SANCHEZ							ROOKIE

1	1	2:40.570	49.013	43.773	28.429	39.355	2:40.570
2	1	2:34.445	43.694	43.340	27.932	39.479	5:15.015
3	1	2:48.063	43.515	43.094	31.216	50.238	8:03.078
4	1	3:32.044	56.313	57.854	45.132	52.745	11:35.122
5	1	3:08.709	55.948	47.388	32.434	52.939	14:43.831
6	1	2:33.354	43.252	42.939	27.853	39.310	17:17.185
7	1	2:33.149	43.006	43.665	27.416	39.062	19:50.334
8	1	2:33.987	43.764	43.135	27.761	39.327	22:24.321
9	1	2:33.166	43.326	43.045	27.618	39.177	24:57.487
10	1	2:33.787	43.755	43.037	27.727	39.268	27:31.274

C.D.E. ULTIMA VUELTA								
36	1.Marc SANCHO MUÑOZ							ROOKIE

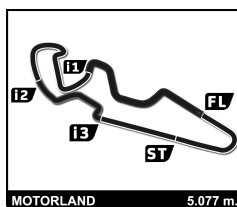
1	1	3:03.196	1:07.019	45.219	30.119	40.839	3:03.196
2	1	2:42.571	46.398	44.866	30.136	41.171	5:45.767
3	1	2:47.654	44.607	44.940	31.615	46.492	8:33.421
4	1	3:20.656	48.799	53.930	50.920	47.007	11:54.077
5	1	3:05.714	58.174	45.973	32.603	48.964	14:59.791
6	1	2:38.128	44.520	44.205	28.996	40.407	17:37.919
7	1	2:38.094	44.240	44.065	29.492	40.297	20:16.013
8	1	2:37.382	44.043	44.468	28.486	40.385	22:53.395
9	1	2:37.195	44.090	44.121	28.805	40.179	25:30.590
10	1	2:37.535	44.293	44.272	28.611	40.359	28:08.125

C.D.E. ULTIMA VUELTA							
37	1.Enrique HERNANDO ALOI						

1	1	2:39.019	48.462	43.209	27.799	39.549	2:39.019
2	1	2:33.959	43.507	43.305	27.704	39.443	5:12.978
3	1	2:47.391	43.341	42.989	31.379	49.682	8:00.369
4	1	3:32.920	57.284	57.110	44.695	53.831	11:33.289
5	1	3:09.335	54.990	48.453	31.315	54.577	14:42.624
6	1	2:33.675	43.319	43.116	27.521	39.719	17:16.299
7	1	2:33.795	43.275	42.943	27.720	39.857	19:50.094
8	1	2:33.420	43.621	42.969	27.543	39.287	22:23.514
9	1	2:33.505	43.400	42.901	27.568	39.636	24:57.019
10	1	2:34.237	43.738	43.158	27.539	39.802	27:31.256

C.D.E. ULTIMA VUELTA							
44	1.Israel ALVAREZ ALVAREZ						

1	1	2:57.549	1:00.164	45.768	31.174	40.443	2:57.549
2	1	2:37.473	44.086	44.047	29.432	39.908	5:35.022
3	1	2:54.491	44.452	44.107	29.285	56.647	8:29.513
4	1	3:20.156	48.769	55.257	48.620	47.510	11:49.669
5	1	3:06.385	55.194	46.992	35.001	49.198	14:56.054
6	1	2:37.935	44.892	43.983	28.884	40.176	17:33.989
7	1	2:36.396	43.952	44.135	28.667	39.642	20:10.385
8	1	2:38.585	43.983	43.886	29.934	40.782	22:48.970
9	1	2:37.383	44.606	43.991	28.809	39.977	25:26.353
10	1	2:37.709	44.584	44.471	28.600	40.054	28:04.062



SAXO

TROFEO ANIVERSARIO MOTORLAND 2021

Carrera 2

Modificada

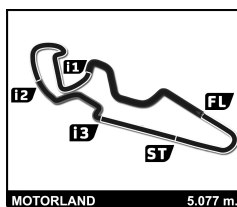
Vuelta a vuelta

— Vuelta invalidada ■ Mejor Personal ■ Mejor de la sesión B Cruzando por el pit lane

Vlt.	P	Tiempo	Sector 1	Sector 2	Sector 3	Sector 4	T. Sesión	Vlt.	P	Tiempo	Sector 1	Sector 2	Sector 3	Sector 4	T. Sesión
47 ESCUDERIA MALLORCA COMPET 1.Marti FAJEDA REINA ROOKIE															
1	1	2:47.648	53.785	44.229	29.539	40.095	2:47.648								
2	1	2:37.367	44.059	43.987	29.072	40.249	5:25.015								
3	1	2:57.772	45.795	43.927	28.941	59.109	8:22.787								
4	1	3:22.787	49.357	56.804	49.235	47.391	11:45.574								
5	1	3:06.889	56.376	47.030	32.797	50.686	14:52.463								
6	1	2:37.366	45.321	43.827	28.239	39.979	17:29.829								
7	1	2:36.834	44.599	43.875	28.484	39.876	20:06.663								
8	1	2:37.747	44.718	44.106	28.530	40.393	22:44.410								
9	1	2:37.670	44.173	44.234	28.821	40.442	25:22.080								
10	1	2:39.120	44.213	45.785	29.077	40.045	28:01.200								
51 ESCUDERIA CENTRO 1.Jorge PEREZ MARTINEZ ROOKIE 2.Adrian MARTINEZ PEREZ															
1	2	3:00.360	59.780	45.831	33.524	41.225	3:00.360								
2	2	2:42.872	46.468	45.845	29.932	40.627	5:43.232								
3	2	2:49.123	45.001	46.097	31.976	46.049	8:32.355								
4	2	3:20.854	49.405	53.938	50.525	46.986	11:53.209								
5	2	3:04.863	58.582	45.957	32.332	47.992	14:58.072								
6	2	2:38.861	45.460	44.603	28.591	40.207	17:36.933								
7	2	2:43.137	44.794	44.140	34.067	40.136	20:20.070								
8	2	2:39.358	45.497	44.460	28.965	40.436	22:59.428								
9	2	2:39.085	45.041	44.722	28.971	40.351	25:38.513								
10	2	2:41.312	45.026	45.031	29.752	41.503	28:19.825								
69 C.D.E. ULTIMA VUELTA 1.Martin Manuel NARDI SOL ROOKIE															
1	1	3:00.587	57.792	46.236	34.306	42.253	3:00.587								
2	1	2:46.062	46.020	46.096	31.771	42.175	5:46.649								
3	1	2:48.444	45.387	45.445	31.544	46.068	8:35.093								
4	1	3:20.653	49.234	53.425	51.972	46.022	11:55.746								
5	1	3:05.428	58.839	46.039	32.905	47.645	15:01.174								
6	1	2:40.758	45.799	44.896	29.095	40.968	17:41.932								
7	1	2:42.214	46.753	45.617	28.885	40.959	20:24.146								
8	1	2:39.908	45.193	44.894	28.851	40.970	23:04.054								
9	1	2:40.888	45.038	45.551	28.976	41.323	25:44.942								
10	1	2:40.839	45.625	45.068	29.178	40.968	28:25.781								
70 EFICAR TEAM 1.Santiago CASTILLA SALIN															
1	1	2:43.127	50.366	44.395	28.672	39.694	2:43.127								
2	1	2:35.359	43.366	43.817	28.404	39.772	5:18.486								
3	1	2:48.459	44.318	43.949	30.896	49.296	8:06.945								
4	1	3:30.877	55.262	57.822	47.592	50.201	11:37.822								
5	1	3:09.372	56.519	46.678	33.135	53.040	14:47.194								
6	1	2:34.757	43.637	43.456	28.224	39.440	17:21.951								
7	1	2:35.539	43.844	43.719	28.065	39.911	19:57.490								
8	1	2:35.149	43.833	43.532	27.705	40.079	22:32.639								
9	1	2:35.928	43.820	43.197	29.180	39.731	25:08.567								
10	1	2:34.395	43.609	43.272	28.070	39.444	27:42.962								
72 C.D.E. ULTIMA VUELTA 1.Rafael CAMACHO ANGUL															
1	1	2:41.517	49.172	44.217	28.589	39.539	2:41.517								
2	1	2:34.446	43.742	43.375	27.821	39.508	5:15.963								
3	1	2:48.248	43.682	43.331	31.291	49.944	8:04.211								
4	1	3:31.802	56.072	57.743	45.831	52.156	11:36.013								
5	1	3:09.538	56.126	47.188	32.493	53.731	14:45.551								
6	1	2:35.228	43.689	43.767	28.370	39.402	17:20.779								
7	1	2:35.250	43.515	43.472	27.983	40.280	19:56.029								
8	1	2:34.581	43.318	43.246	28.389	39.628	22:30.610								
9	1	2:36.420	43.861	43.234	29.245	40.080	25:07.030								
10	1	2:35.279	44.174	42.980	28.424	39.701	27:42.309								
74 C.D.E. ULTIMA VUELTA 1.Ricardo JIMENEZ MENDE															
1	1	2:40.175	45.757	43.427	28.456	42.535	2:40.175								
2	1	2:39.653	44.953	45.191	29.428	40.081	5:19.828								
3	1	2:54.361	44.772	43.657	31.916	54.016	8:14.189								
4	1	3:27.278	50.812	58.365	49.533	48.568	11:41.467								
5	1	3:06.747	55.032	47.046	32.607	52.062	14:48.214								
6	1	2:35.960	43.729	43.669	28.699	39.863	17:24.174								
7	1	2:37.795	44.664	44.878	27.854	40.399	20:01.969								
8	1	2:34.848	43.565	43.595	27.694	39.994	22:36.817								
9	1	2:37.548	43.511	43.836	29.068	41.133	25:14.365								
10	1	2:37.194	44.553	43.965	27.967	40.709	27:51.559								
76 AD CLEMENTE ARROYO 1.Julian MAZUECOS FERNZ ROOKIE															
1	1	2:40.708	48.723	43.878	28.292	39.815	2:40.708								
2	1	2:35.001	44.116	43.292	28.037	39.556	5:15.709								
3	1	2:48.064	43.610	43.141	31.260	50.053	8:03.773								
4	1	3:31.730	56.138	57.769	45.376	52.447	11:35.503								
5	1	3:08.738	56.056	47.158	32.723	52.801	14:44.241								
6	1	2:34.738	43.333	43.101	28.619	39.685	17:18.979								
7	1	2:34.464	43.673	43.302	27.909	39.580	19:53.443								
8	1	2:34.812	44.019	43.497	27.826	39.470	22:28.255								
9	1	2:34.635	43.760	43.377	27.719	39.779	25:02.890								
10	1	2:38.982	43.809	43.335	31.951	39.887	27:41.872								
77 VSR 1.Alfonso GARCIA CASARE															
1	1	2:52.726	54.846	48.060	29.306	40.514	2:52.726								
2	1	2:35.326	44.146	43.261	27.902	40.017	5:28.052								
3	1	3:00.168	46.900	43.909	29.388	59.971	8:28.220								
4	1	3:19.978	46.073	58.095	48.175	47.635	11:48.198								
5	1	3:06.562	55.894	46.855	33.407	50.406	14:54.760								
6	1	3:18.308B	48.077	53.263	35.553	1:01.415	18:13.068								
80 C.D.E. ULTIMA VUELTA 1.Fernando PANIAGUA DUF															



Modificada



SAXO TROFEO ANIVERSARIO MOTORLAND 2021 Carrera 2

Vuelta a vuelta

— Vuelta invalidada ■ Mejor Personal ■ Mejor de la sesión B Cruzando por el pit lane

Vlt.	P	Tiempo	Sector 1	Sector 2	Sector 3	Sector 4	T. Sesión	Vlt.	P	Tiempo	Sector 1	Sector 2	Sector 3	Sector 4	T. Sesión
1	1	2:41.669	49.784	43.913	28.579	39.393	2:41.669								
2	1	2:35.592	44.008	43.815	28.173	39.596	5:17.261								
3	1	2:48.193	44.450	43.739	29.975	50.029	8:05.454								
4	1	3:31.605	55.857	57.792	46.755	51.201	11:37.059								
5	1	3:09.192	56.087	47.189	32.613	53.303	14:46.251								
6	1	2:34.329	43.468	43.449	27.849	39.563	17:20.580								
7	1	2:35.675	43.323	44.004	28.106	40.242	19:56.255								
8	1	2:34.055	43.400	43.092	27.805	39.758	22:30.310								
9	1	2:37.834	43.544	43.481	30.899	39.910	25:08.144								
10	1	2:34.315	43.547	43.310	27.986	39.472	27:42.459								

88		C.D.E. ULTIMA VUELTA					ROOKIE
		1.Pablo BLANCO AVILEO					
1	1	2:53.158	55.688	46.262	29.815	41.393	2:53.158
2	1	2:38.743	44.941	44.052	29.594	40.156	5:31.901
3	1	2:57.324	44.424	43.768	30.294	58.838	8:29.225
4	1	3:20.065	48.628	55.265	48.484	47.688	11:49.290
5	1	3:06.502	55.288	47.037	34.507	49.670	14:55.792
6	1	2:37.781	44.854	43.825	28.905	40.197	17:33.573
7	1	2:36.492	44.029	44.106	28.689	39.668	20:10.065
8	1	2:38.773	43.939	44.258	29.740	40.836	22:48.838
9	1	2:37.252	44.293	44.028	28.966	39.965	25:26.090
10	1	2:37.685	44.681	44.253	28.801	39.950	28:03.775

89		ESCUDERIA GREDOS					ROOKIE
		1.Fernando MARQUES IGN/ 2.Jesus JIMENEZ RODRIGL					
1	2	2:48.837	55.476	44.349	28.796	40.216	2:48.837
2	2	2:37.920	44.896	44.173	28.842	40.009	5:26.757
3	2	2:57.414	44.593	43.836	29.195	59.790	8:24.171
4	2	3:21.956	48.362	56.882	49.355	47.357	11:46.127
5	2	3:06.647	56.449	46.937	33.560	49.701	14:52.774
6	2	2:41.712	47.520	43.765	28.727	41.700	17:34.486
7	2	2:36.612	44.764	43.647	28.441	39.760	20:11.098
8	2	2:38.192	44.010	43.542	30.023	40.617	22:49.290
9	2	2:38.433	45.162	43.799	29.209	40.263	25:27.723
10	2	2:36.935	44.478	44.037	28.192	40.228	28:04.658

94		C.D.E. ULTIMA VUELTA					ROOKIE
		1.Angel CERVERA ROJAS					
1	1	3:00.976	59.756	46.689	32.851	41.680	3:00.976
2	1	2:45.249	46.335	45.723	31.816	41.375	5:46.225
3	1	2:48.449	44.994	45.084	32.227	46.144	8:34.674
4	1	3:20.659	48.811	53.904	51.415	46.529	11:55.333
5	1	3:05.701	58.566	45.932	33.046	48.157	15:01.034
6	1	2:41.426	46.402	44.951	29.044	41.029	17:42.460
7	1	2:38.959	44.726	44.594	29.159	40.480	20:21.419
8	1	2:39.376	45.149	44.770	28.863	40.594	23:00.795
9	1	2:39.345	44.690	44.734	29.299	40.622	25:40.140
10	1	2:40.781	44.536	45.020	29.959	41.266	28:20.921