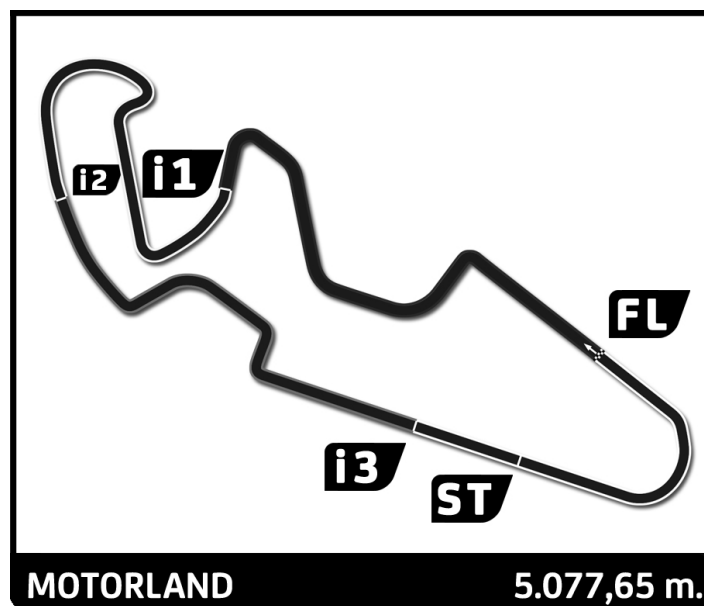
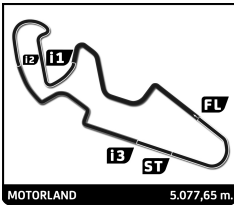


# RACING WEEKEND MOTORLAND

F4  
Results Booklet





## ENTRENAMIENTO LIBRE 1

### Classification

Nr	Driver	Nat	Team	Car	Cl.	Time	Lap Total	Gap	Kph
1	34 SHIHAB AL HABSI	OMN	XCEL MOTORSPORT	TATUUS T014		1:51.256	9 10	-	164.3
2	44 KILLIAN MEYER	ESP	FORMULA DE CAMPEONES - PRAGA F4	TATUUS T014		1:52.035	16 17	+0.779	163.1
3	7 AXEL GNOS	CHE	G4 RACING	TATUUS T014		1:52.220	9 16	+0.964	162.9
4	43 FRANCO COLAPINTO	ARG	DRIVEX SCHOOL	TATUUS T014		1:52.489	8 8	+1.233	162.5
5	13 TIJMEN VAN DER HELM	NLD	MP MOTORSPORT	TATUUS T014		1:52.709	9 18	+1.453	162.2
6	12 RASHED GHANEM	LBN	DRIVEX SCHOOL	TATUUS T014		1:52.846	11 14	+1.590	162.0
7	11 ARTEM LOBANENKO	RUS	DRIVEX SCHOOL	TATUUS T014		1:52.852	10 12	+1.596	162.0
8	16 GLENN VAN BERLO	NLD	MP MOTORSPORT	TATUUS T014		1:52.873	12 18	+1.617	161.9
9	8 NICOLAS BAERT	BEL	MP MOTORSPORT	TATUUS T014		1:53.010	9 19	+1.754	161.7
10	26 RAFAEL VILLANUEVA	ESP	MP MOTORSPORT	TATUUS T014		1:53.092	14 19	+1.836	161.6
11	5 IRINA SIDORKOVA	RUS	DRIVEX SCHOOL	TATUUS T014		1:53.219	13 17	+1.963	161.4
12	27 NEREA MARTI	ESP	FORMULA DE CAMPEONES - PRAGA F4	TATUUS T014		1:53.446	17 17	+2.190	161.1
13	20 IVAN NOSOV	RUS	DRIVEX SCHOOL	TATUUS T014		1:53.480	9 16	+2.224	161.1
14	22 BELEN GARCIA	ESP	GLOBAL RACING SERVICE	TATUUS T014		1:54.734	14 19	+3.478	159.3
15	33 CARLES MARTINEZ	ESP	FORMULA DE CAMPEONES - PRAGA F4	TATUUS T014		2:03.598	3 7	+12.342	147.9

**Fastest Lap:** Lap 9 SHIHAB AL HABSI 1:51.256 164.3 Kph

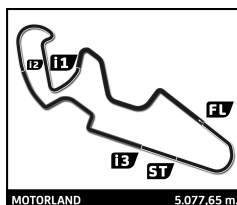
# 34 LAP TIME 10 CANCELLED - TRACK LIMITS

Track Status: **DRY**

Published at: .....

Race Director:

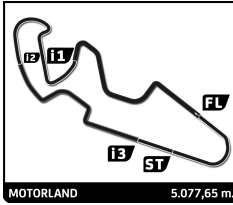
Timekeeper:



## ENTRENAMIENTO LIBRE 1

### Best Sector Times

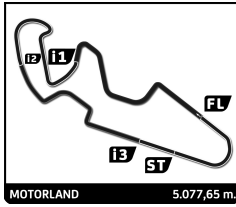
Sector 1			Sector 2			Sector 3			Sector 4			Pos	Nr	Ideal Lap	Best Lap	
Pos	Nr	Driver	Time	Nr	Driver	Time	Nr	Driver	Time	Nr	Driver					Time
1	34	S.AL HABSÍ	31.042	34	S.AL HABSÍ	31.114	34	S.AL HABSÍ	29.062	34	S.AL HABSÍ	19.939	1	34	1:51.157	1:51.229 (1)
2	7	A.GNOS	31.191	44	K.MEYER	31.341	44	K.MEYER	29.138	44	K.MEYER	20.027	2	44	1:51.992	1:52.035 (2)
3	13	T.VAN DER HELM	31.341	43	F.COLAPINTO	31.390	7	A.GNOS	29.261	7	A.GNOS	20.069	3	7	1:52.010	1:52.220 (3)
4	8	N.BAERT	31.448	26	R.VILLANUEVA	31.477	13	T.VAN DER HELM	29.262	13	T.VAN DER HELM	20.133	4	13	1:52.258	1:52.709 (5)
5	44	K.MEYER	31.486	7	A.GNOS	31.489	16	G.VAN BERLO	29.270	26	R.VILLANUEVA	20.168	5	43	1:52.489	1:52.489 (4)
6	12	R.GHANEM	31.506	13	T.VAN DER HELM	31.522	11	A.LOBANENKO	29.282	43	F.COLAPINTO	20.202	6	8	1:52.638	1:53.010 (9)
7	43	F.COLAPINTO	31.509	8	N.BAERT	31.603	5	I.SIDORKOVA	29.314	12	R.GHANEM	20.214	7	26	1:52.667	1:53.092 (10)
8	26	R.VILLANUEVA	31.580	12	R.GHANEM	31.640	12	R.GHANEM	29.338	8	N.BAERT	20.223	8	12	1:52.698	1:52.846 (6)
9	16	G.VAN BERLO	31.591	16	G.VAN BERLO	31.673	8	N.BAERT	29.364	27	N.MARTÍ	20.226	9	16	1:52.809	1:52.873 (8)
10	11	A.LOBANENKO	31.613	11	A.LOBANENKO	31.692	43	F.COLAPINTO	29.388	11	A.LOBANENKO	20.233	10	11	1:52.820	1:52.852 (7)
11	20	I.NOSOV	31.615	5	I.SIDORKOVA	31.713	26	R.VILLANUEVA	29.442	20	I.NOSOV	20.245	11	5	1:52.977	1:53.219 (11)
12	5	I.SIDORKOVA	31.661	20	I.NOSOV	31.748	27	N.MARTÍ	29.508	16	G.VAN BERLO	20.275	12	20	1:53.193	1:53.480 (13)
13	27	N.MARTÍ	31.806	27	N.MARTÍ	31.843	20	I.NOSOV	29.585	5	I.SIDORKOVA	20.289	13	27	1:53.383	1:53.446 (12)
14	22	B.GARCIA	32.077	22	B.GARCIA	32.030	22	B.GARCIA	29.858	22	B.GARCIA	20.519	14	22	1:54.484	1:54.734 (14)
15	33	C.MARTINEZ	32.557	33	C.MARTINEZ	34.869	33	C.MARTINEZ	31.233	33	C.MARTINEZ	21.136	15	33	1:59.795	2:03.598 (15)



## ENTRENAMIENTO LIBRE 1

### Best Top Speed

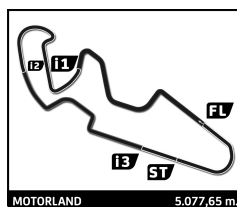
Nr Driver	Team	Class	Top 1		Top 2		Top 3		Top 4		Top 5		Avg
			Kph	Lap	Kph	Lap	Kph	Lap	Kph	Lap	Kph	Lap	
13	TIJMEN VAN DER HELM	MP MOTORSPORT	228.8	8	225.9	15	225.9	5	225.5	9	225.5	7	226,3
34	SHIHAB AL HABSI	XCEL MOTORSPORT	228.8	7	227.4	8	227.4	5	226.9	6	226.4	10	227,4
8	NICOLAS BAERT	MP MOTORSPORT	227.8	6	227.4	15	225.9	5	225.5	11	225.5	7	226,4
7	AXEL GNOS	G4 RACING	227.8	8	226.9	15	226.4	9	226.4	13	226.4	12	226,8
16	GLENN VAN BERLO	MP MOTORSPORT	225.5	14	224.5	11	224.5	16	224.5	6	224.1	15	224,6
26	RAFAEL VILLANUEVA	MP MOTORSPORT	225.5	14	225.5	15	225.0	10	225.0	16	224.5	18	225,1
5	IRINA SIDORKOVA	DRIVEX SCHOOL	225.0	16	224.5	17	224.5	7	224.1	13	223.6	8	224,3
12	RASHED GHANEM	DRIVEX SCHOOL	225.0	12	224.5	11	224.5	6	224.5	7	224.1	8	224,5
43	FRANCO COLAPINTO	DRIVEX SCHOOL	225.0	8	224.5	7	224.1	5	224.1	6	188.2	3	217,2
44	KILLIAN MEYER	FORMULA DE CAMPEONES - PRAGA F4	225.0	13	224.1	17	224.1	16	224.1	14	224.1	10	224,3
22	BELEN GARCIA	GLOBAL RACING SERVICE	224.5	14	223.6	12	222.7	10	222.7	18	222.7	9	223,2
27	NEREA MARTI	FORMULA DE CAMPEONES - PRAGA F4	224.1	17	224.1	15	223.6	8	223.1	16	222.7	14	223,5
20	IVAN NOSOV	DRIVEX SCHOOL	223.6	14	223.1	12	223.1	7	222.7	15	222.7	8	223,0
11	ARTEM LOBANENKO	DRIVEX SCHOOL	223.1	11	222.7	7	222.7	8	222.2	9	221.8	6	222,5
33	CARLES MARTINEZ	FORMULA DE CAMPEONES - PRAGA F4	220.0	3	217.7	4	216.9	2	216.0	6	210.5	7	216,2



## ENTRENAMIENTO LIBRE 1

### Fastest Lap Sequence

Elapsed	Nr Driver	Team	Car	Class	Time	Kph	Lap
4:25.065	<b>16 GLENN VAN BERLO</b>	MP MOTORSPORT	TATUUS T014		<b>1:56.612</b>	156.7	2
6:20.138	<b>16 GLENN VAN BERLO</b>	MP MOTORSPORT	TATUUS T014		<b>1:55.073</b>	158.8	3
8:14.364	<b>16 GLENN VAN BERLO</b>	MP MOTORSPORT	TATUUS T014		<b>1:54.226</b>	160.0	4
8:44.817	<b>13 TIJMEN VAN DER HELM</b>	MP MOTORSPORT	TATUUS T014		<b>1:54.052</b>	160.3	4
10:07.843	<b>16 GLENN VAN BERLO</b>	MP MOTORSPORT	TATUUS T014		<b>1:53.479</b>	161.1	5
10:38.264	<b>13 TIJMEN VAN DER HELM</b>	MP MOTORSPORT	TATUUS T014		<b>1:53.447</b>	161.1	5
12:00.828	<b>16 GLENN VAN BERLO</b>	MP MOTORSPORT	TATUUS T014		<b>1:52.985</b>	161.8	6
16:17.208	<b>13 TIJMEN VAN DER HELM</b>	MP MOTORSPORT	TATUUS T014		<b>1:52.907</b>	161.9	8
17:32.486	<b>44 KILLIAN MEYER</b>	FORMULA DE CAMPEONES - PRAGA F4	TATUUS T014		<b>1:52.527</b>	162.4	8
19:24.715	<b>44 KILLIAN MEYER</b>	FORMULA DE CAMPEONES - PRAGA F4	TATUUS T014		<b>1:52.229</b>	162.9	9
21:16.863	<b>44 KILLIAN MEYER</b>	FORMULA DE CAMPEONES - PRAGA F4	TATUUS T014		<b>1:52.148</b>	163.0	10
31:39.144	<b>34 SHIHAB AL HABSI</b>	XCEL MOTORSPORT	TATUUS T014		<b>1:51.935</b>	163.3	5
33:30.795	<b>34 SHIHAB AL HABSI</b>	XCEL MOTORSPORT	TATUUS T014		<b>1:51.651</b>	163.7	6
37:14.231	<b>34 SHIHAB AL HABSI</b>	XCEL MOTORSPORT	TATUUS T014		<b>1:51.610</b>	163.8	8
40:56.716	<b>34 SHIHAB AL HABSI</b>	XCEL MOTORSPORT	TATUUS T014		<b>1:51.229</b>	164.3	10

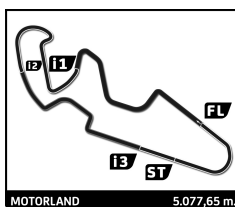


# ENTRENAMIENTO LIBRE 1

## Sector Analysis

■ Personal Best    
 ■ Session Best    
 ■ Crossing the finish line in the pit lane

Lap	Time	Sector 1	Sector 2	Sector 3	Sector 4	T.Sp	Lap	Time	Sector 1	Sector 2	Sector 3	Sector 4	T.Sp
<b>5</b> IRINA SIDORKOVA RUS TATUUS T014 DRIVEX SCHOOL							15	1:53.787	31.784	31.907	29.825	20.271	227.4
1	3:09.306	1:35.089	37.370	34.836	22.011	212.6	16	1:53.582	31.755	31.804	29.646	20.377	225.0
2	2:02.398	35.298	34.531	31.523	21.046	218.6	17	2:09.724	36.364	39.540	33.094	20.726	223.6
3	1:58.464	33.393	32.999	31.213	20.859	221.8	18	1:54.457	31.923	32.123	29.836	20.575	224.5
4	1:55.519	32.433	32.546	29.997	20.543	222.7	19	1:59.235 <b>B</b>	31.990	32.138	30.002	25.105	225.0
5	1:54.760	32.218	32.226	29.879	20.437	220.9	<b>11</b> ARTEM LOBANENKO RUS TATUUS T014 DRIVEX SCHOOL						
6	1:54.220	32.107	32.134	29.520	20.459	222.2	1	3:00.858	1:28.629	36.557	33.557	22.115	207.3
7	1:54.076	31.967	32.050	29.574	20.485	224.5	2	2:01.223	34.927	34.071	31.036	21.189	216.9
8	1:53.778	31.949	31.948	29.461	20.420	223.6	3	1:56.785	33.008	32.836	30.141	20.800	219.1
9	1:53.659	31.797	31.912	29.558	20.392	223.1	4	1:55.982	32.821	32.529	30.022	20.610	219.5
10	2:05.552 <b>B</b>	34.101	32.212	30.195	29.044	223.1	5	1:54.325	32.208	32.175	29.538	20.404	221.3
11	9:39.582	8:10.190	34.790	31.702	22.900	172.5	6	1:53.951	32.093	32.038	29.511	20.309	221.8
12	1:55.889	31.990	33.596	29.794	20.509	219.1	7	1:53.539	31.914	31.840	29.499	20.286	222.7
13	<span style="color: green;">1:53.219</span>	31.758	31.836	<span style="color: green;">29.314</span>	20.311	224.1	8	1:53.352	31.770	31.734	29.555	20.293	222.7
14	1:53.479	31.719	31.912	29.397	20.451	223.1	9	1:53.035	31.649	31.705	29.448	<span style="color: green;">20.233</span>	222.2
15	1:54.156	<span style="color: green;">31.661</span>	32.275	29.793	20.427	222.7	10	<span style="color: green;">1:52.852</span>	<span style="color: green;">31.613</span>	<span style="color: green;">31.692</span>	<span style="color: green;">29.282</span>	20.265	221.8
16	1:53.349	31.833	<span style="color: green;">31.713</span>	29.442	20.361	225.0	11	1:58.543 <b>B</b>	31.646	31.773	29.431	25.693	223.1
17	1:53.250	31.726	31.883	29.352	<span style="color: green;">20.289</span>	224.5	12	9:44.783 <b>B</b>	7:48.130	45.598	38.751	32.304	208.9
<b>7</b> AXEL GNOS CHE TATUUS T014 G4 RACING							<b>12</b> RASHED GHANEM LBN TATUUS T014 DRIVEX SCHOOL						
1	3:31.099 <b>B</b>	1:46.963	37.048	37.178	29.910	218.6	1	2:35.911	1:02.800	37.038	34.046	22.027	212.2
2	6:49.523	5:20.089	34.830	32.769	21.835	213.4	2	1:58.545	34.016	32.995	30.475	21.059	220.0
3	1:57.167	33.073	32.738	30.194	21.162	223.6	3	1:55.744	32.623	32.404	30.066	20.651	221.3
4	1:54.590	32.110	32.033	30.120	20.327	225.5	4	1:54.366	32.128	32.087	29.771	20.380	223.1
5	1:53.965	31.801	31.859	30.006	20.299	225.0	5	1:54.634	31.806	31.923	30.390	20.515	223.1
6	1:53.458	31.689	31.739	29.740	20.290	225.0	6	1:53.489	31.848	31.871	29.488	20.282	224.5
7	1:52.989	31.447	31.690	29.606	20.246	226.4	7	1:53.087	31.680	31.688	29.453	20.266	224.5
8	1:52.361	31.387	31.632	29.273	<span style="color: green;">20.069</span>	227.8	8	2:00.101 <b>B</b>	31.820	31.761	29.488	27.032	224.1
9	<span style="color: green;">1:52.220</span>	<span style="color: green;">31.191</span>	31.643	<span style="color: green;">29.261</span>	20.125	226.4	9	8:43.766	7:20.563	32.478	30.097	20.628	219.5
10	1:58.440 <b>B</b>	31.316	<span style="color: green;">31.489</span>	29.436	26.199	224.5	10	1:53.524	31.889	31.863	29.480	20.292	223.1
11	5:20.333	3:57.874	32.071	29.858	20.530	225.0	11	<span style="color: green;">1:52.846</span>	31.654	<span style="color: green;">31.640</span>	<span style="color: green;">29.338</span>	<span style="color: green;">20.214</span>	224.5
12	1:52.626	31.319	31.581	29.485	20.241	226.4	12	2:00.071 <b>B</b>	<span style="color: green;">31.506</span>	31.918	29.422	27.225	225.0
13	1:52.666	31.317	31.546	29.480	20.323	226.4	13	6:14.507	4:35.851	40.431	35.021	23.204	220.0
14	1:53.381	31.319	31.605	29.980	20.477	221.3	14	2:11.505 <b>B</b>	36.020	34.968	32.653	27.864	222.2
15	1:52.528	31.390	31.507	29.389	20.242	226.9	<b>13</b> TIJMEN VAN DER HELM NLD TATUUS T014 MP MOTORSPORT						
16	1:52.983	31.316	31.650	29.561	20.456	225.5	1	2:55.912	1:25.446	35.648	33.030	21.788	219.1
<b>8</b> NICOLAS BAERT BEL TATUUS T014 MP MOTORSPORT							2	1:59.471	34.898	33.211	30.595	20.767	222.2
1	2:38.656	1:06.128	35.748	33.823	22.957	193.5	3	1:55.382	32.300	32.592	30.030	20.460	223.1
2	1:59.443	34.254	33.056	30.921	21.212	203.8	4	1:54.052	31.906	32.079	29.747	20.320	224.5
3	1:55.692	32.282	32.307	30.012	21.091	223.1	5	1:53.447	31.724	31.826	29.654	20.243	225.9
4	1:55.805	32.347	32.050	30.669	20.739	215.6	6	1:53.049	31.492	31.836	29.588	<span style="color: green;">20.133</span>	225.0
5	1:53.798	31.961	31.927	29.671	20.239	225.9	7	1:52.988	31.534	31.777	29.435	20.242	225.5
6	1:53.688	31.780	31.805	29.798	20.305	227.8	8	1:52.907	31.412	31.796	29.372	20.327	228.8
7	1:53.500	31.765	31.922	29.576	20.237	225.5	9	<span style="color: green;">1:52.709</span>	31.685	31.587	<span style="color: green;">29.262</span>	20.175	225.5
8	1:53.273	31.875	31.785	29.386	20.227	225.0	10	1:56.636 <b>B</b>	<span style="color: green;">31.341</span>	<span style="color: green;">31.522</span>	29.326	24.447	225.0
9	<span style="color: green;">1:53.010</span>	31.661	31.762	<span style="color: green;">29.364</span>	<span style="color: green;">20.223</span>	225.0	11	3:56.839	2:35.042	31.878	29.643	20.276	224.5
10	1:57.528 <b>B</b>	<span style="color: green;">31.448</span>	<span style="color: green;">31.603</span>	30.518	23.959	223.1	12	1:52.937	31.485	31.667	29.452	20.333	224.5
11	3:59.928	2:37.734	32.114	29.793	20.287	225.5	13	1:53.232	31.483	31.777	29.706	20.266	224.5
12	1:53.310	31.701	31.856	29.440	20.313	224.5	14	1:53.005	31.461	31.694	29.647	20.203	224.5
13	1:54.111	32.148	31.923	29.793	20.247	224.5	15	1:53.662	31.497	31.712	29.471	20.982	225.9
14	1:54.457	31.630	31.876	30.359	20.592	224.1	16	1:53.428	31.743	31.758	29.497	20.430	224.1



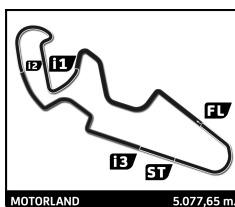
# ENTRENAMIENTO LIBRE 1

## Sector Analysis

■ Personal Best   ■ Session Best   B Crossing the finish line in the pit lane

Lap	Time	Sector 1	Sector 2	Sector 3	Sector 4	T.Spd	Lap	Time	Sector 1	Sector 2	Sector 3	Sector 4	T.Spd
17	1:53.547	31.553	31.785	29.556	20.653	223.6	12	1:54.981	32.127	32.141	30.066	20.647	223.6
18	2:00.742 <b>B</b>	31.496	31.803	31.709	25.734	206.9	13	1:55.197	32.086	32.214	30.221	20.676	222.2
<b>16</b>	<b>GLENN VAN BERLO</b>					NLD	14	<b>1:54.734</b>	32.245	32.112	<b>29.858</b>	<b>20.519</b>	224.5
	TATUUS T014						15	1:54.876	<b>32.077</b>	32.103	29.940	20.756	222.2
	MP MOTORSPORT						16	1:55.286	32.086	32.235	30.163	20.802	221.8
1	2:28.453	1:00.032	35.012	31.861	21.548	214.7	17	1:58.527	32.865	33.627	31.131	20.904	221.8
2	1:56.612	33.020	32.594	30.092	20.906	220.4	18	1:55.623	32.376	32.288	30.215	20.744	222.7
3	1:55.073	32.293	32.312	29.787	20.681	222.2	19	2:07.454 <b>B</b>	32.597	33.681	32.073	29.103	217.7
4	1:54.226	32.077	32.084	29.692	20.373	223.6	<b>26</b>	<b>RAFAEL VILLANUEVA</b>					ESP
5	1:53.479	31.835	31.842	29.489	20.313	223.6		TATUUS T014					
6	1:52.985	31.628	31.760	29.298	20.299	224.5		MP MOTORSPORT					
7	1:53.083	31.636	31.772	29.365	20.310	223.6	1	2:49.080	1:12.331	38.576	35.218	22.955	192.2
8	1:53.249	31.620	31.800	29.508	20.321	223.6	2	1:59.861	33.943	33.589	30.756	21.573	220.0
9	1:58.542 <b>B</b>	31.674	<b>31.673</b>	29.379	25.816	223.1	3	1:56.497	33.124	32.573	30.195	20.605	221.3
10	5:19.777	3:57.141	32.508	29.685	20.443	223.6	4	1:55.362	32.721	32.153	30.012	20.476	222.2
11	1:52.966	31.666	31.745	29.280	<b>20.275</b>	224.5	5	1:54.556	32.442	31.988	29.719	20.407	224.1
12	<b>1:52.873</b>	31.630	31.684	<b>29.270</b>	20.289	222.7	6	1:54.096	32.011	31.840	29.802	20.443	223.6
13	1:53.331	31.627	31.699	29.578	20.427	222.7	7	1:53.670	31.898	31.761	29.583	20.428	224.1
14	1:53.021	<b>31.591</b>	31.740	29.381	20.309	225.5	8	1:53.885	31.982	31.910	29.578	20.415	224.1
15	1:54.571	31.610	31.816	30.589	20.556	224.1	9	1:53.687	32.326	31.751	<b>29.442</b>	<b>20.168</b>	224.5
16	1:59.291	32.955	36.117	29.626	20.593	224.5	10	1:57.812 <b>B</b>	31.608	31.479	29.478	25.247	225.0
17	1:54.347	31.820	32.052	29.901	20.574	223.6	11	4:55.591	3:33.698	32.064	29.650	20.179	223.1
18	2:01.519 <b>B</b>	32.388	31.979	29.815	27.337	222.7	12	1:53.264	31.646	31.738	29.608	20.272	222.7
<b>20</b>	<b>IVAN NOSOV</b>					RUS	13	1:53.215	31.736	31.644	29.514	20.321	224.1
	TATUUS T014						14	<b>1:53.092</b>	<b>31.580</b>	31.704	29.502	20.306	225.5
	DRIVEX SCHOOL						15	1:53.771	31.615	<b>31.477</b>	29.556	21.123	225.5
1	3:27.082	1:53.823	37.704	33.772	21.783	203.8	16	1:58.994	32.492	34.368	31.455	20.679	225.0
2	1:59.870	33.551	33.349	32.192	20.778	219.1	17	1:53.616	32.034	31.722	29.517	20.343	223.6
3	1:56.719	32.640	33.361	30.135	20.583	220.0	18	1:53.356	31.730	31.611	29.569	20.446	224.5
4	1:55.050	32.432	32.172	30.016	20.430	221.3	19	1:53.323	31.688	31.607	29.677	20.351	223.1
5	1:54.423	32.182	32.163	29.700	20.378	221.8	<b>27</b>	<b>NEREA MARTI</b>					ESP
6	1:54.093	32.038	32.152	29.637	20.266	222.2		TATUUS T014					
7	1:53.853	31.979	31.941	29.659	20.274	223.1		FORMULA DE CAMPEONES - PRAGA F4					
8	1:53.838	31.874	32.029	<b>29.585</b>	20.350	222.7	1	3:47.616	2:11.373	36.958	33.602	25.683	193.5
9	<b>1:53.480</b>	<b>31.615</b>	31.909	29.685	20.271	221.8	2	2:07.917	38.465	34.637	33.018	21.797	216.4
10	1:58.869 <b>B</b>	31.645	32.013	30.559	24.652	221.8	3	1:59.323	33.794	33.152	30.909	21.468	220.4
11	5:45.709	4:22.840	32.463	30.002	20.404	220.4	4	1:56.704	32.798	32.620	30.330	20.956	220.9
12	1:53.582	31.876	31.827	29.634	<b>20.245</b>	223.1	5	1:56.024	32.536	32.459	30.080	20.949	221.3
13	1:53.912	31.707	32.026	29.735	20.444	221.8	6	1:55.602	32.534	32.352	29.909	20.807	221.3
14	1:53.739	31.709	<b>31.748</b>	29.891	20.391	223.6	7	1:54.956	32.290	32.303	29.782	20.581	221.3
15	1:53.532	31.674	31.766	29.623	20.469	222.7	8	1:55.226	32.155	32.178	30.362	20.531	223.6
16	1:59.662 <b>B</b>	31.625	31.985	29.678	26.374	221.8	9	2:00.160 <b>B</b>	32.196	32.273	29.954	25.737	222.2
<b>22</b>	<b>BELEN GARCIA</b>					ESP	10	8:11.493	6:47.965	32.509	30.355	20.664	220.9
	TATUUS T014						11	1:54.705	32.131	32.123	29.907	20.544	220.9
	GLOBAL RACING SERVICE						12	1:57.045	31.929	32.475	30.641	22.000	199.3
1	2:58.344	1:15.855	40.973	36.870	24.646	192.2	13	1:54.690	31.961	32.136	29.837	20.756	221.8
2	2:10.891	38.527	35.822	33.800	22.742	218.6	14	1:54.495	32.089	32.232	29.800	20.374	222.7
3	2:06.593	36.349	35.398	32.789	22.057	219.5	15	1:54.528	31.998	31.927	29.720	20.883	224.1
4	2:05.639	35.142	34.363	34.351	21.783	219.1	16	1:54.064	32.253	31.944	<b>29.508</b>	<b>20.359</b>	223.1
5	2:00.508	34.264	33.404	31.546	21.294	221.8	17	<b>1:53.446</b>	<b>31.806</b>	<b>31.843</b>	29.571	<b>20.226</b>	224.1
6	2:07.736	36.713	36.632	33.209	21.182	220.9	<b>33</b>	<b>CARLES MARTINEZ</b>					ESP
7	1:56.657	32.765	32.538	30.472	20.882	222.7		TATUUS T014					
8	2:02.344 <b>B</b>	32.781	32.386	30.420	26.757	222.7		FORMULA DE CAMPEONES - PRAGA F4					
9	4:59.864	3:35.102	33.084	30.780	20.898	222.7	1	3:12.388	1:28.385	41.187	37.935	24.881	182.4
10	1:55.549	32.489	32.186	30.124	20.750	222.7	2	2:10.132	37.510	35.994	33.950	22.678	216.9
11	1:55.132	32.110	<b>32.030</b>	30.268	20.724	222.2	3	<b>2:03.598</b>	36.360	<b>34.869</b>	<b>31.233</b>	<b>21.136</b>	220.0





## ENTRENAMIENTO LIBRE 1

### Sector Analysis

■ Personal Best    
 ■ Session Best    
 **B** Crossing the finish line in the pit lane

Lap	Time	Sector 1	Sector 2	Sector 3	Sector 4	T.Spd	Lap	Time	Sector 1	Sector 2	Sector 3	Sector 4	T.Spd
4	2:10.094 <b>B</b>	32.557	36.031	33.966	27.540	217.7							
5	6:28.265 <b>B</b>	4:44.341	38.280	36.015	29.629	184.6							
6	13:21.077 <b>B</b>	...	45.480	39.331	31.762	216.0							
7	9:00.228 <b>B</b>	7:06.941	42.648	39.321	31.318	210.5							

**34** SHIHAB AL HABSI OMN  
 TATUUS T014  
 XCEL MOTORSPORT

1	3:29.830 <b>B</b>	1:47.279	37.687	33.720	31.144	219.1
2	22:23.798	...	34.437	33.454	22.351	192.2
3	1:59.768	32.314	31.988	33.222	22.244	148.4
4	1:53.813	31.575	31.581	30.291	20.366	220.4
5	1:51.935	31.381	31.363	29.252	19.939	227.4
6	1:51.651	31.168	31.236	29.228	20.019	226.9
7	1:51.826	31.243	31.382	29.249	19.952	228.8
8	1:51.610	31.139	31.415	29.110	19.946	227.4
9	1:51.256	31.097	31.114	29.062	19.983	225.9
10	1:51.229	31.042	31.139	29.098	19.950	226.4

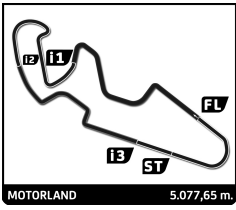
**43** FRANCO COLAPINTO ARG  
 TATUUS T014  
 DRIVEX SCHOOL

1	21:25.196	...	39.479	35.955	25.700	172.2
2	2:16.877 <b>B</b>	37.579	35.864	33.094	30.340	167.7
3	7:31.827	5:59.356	35.747	33.158	23.566	188.2
4	2:03.369	35.517	33.482	31.681	22.689	171.7
5	1:55.198	32.190	32.016	30.386	20.606	224.1
6	1:53.317	31.874	31.746	29.435	20.262	224.1
7	1:52.954	31.587	31.533	29.601	20.233	224.5
8	1:52.489	31.509	31.390	29.388	20.202	225.0

**44** KILLIAN MEYER ESP  
 TATUUS T014  
 FORMULA DE CAMPEONES - PRAGA F4

1	3:46.749	1:58.499	42.503	38.846	26.901	178.5
2	2:16.232	39.060	37.697	35.897	23.578	208.9
3	2:01.651	35.458	34.031	30.806	21.356	221.8
4	1:55.378	32.979	32.148	29.770	20.481	222.7
5	1:53.594	32.042	31.864	29.391	20.297	224.1
6	1:53.301	32.045	31.621	29.329	20.306	223.6
7	1:53.054	31.947	31.633	29.255	20.219	223.6
8	1:52.527	31.664	31.395	29.336	20.132	224.1
9	1:52.229	31.539	31.420	29.171	20.099	224.1
10	1:52.148	31.514	31.373	29.234	20.027	224.1
11	2:03.859 <b>B</b>	31.573	31.819	30.712	29.755	144.4
12	7:16.624	5:45.676	37.158	31.536	22.254	220.9
13	1:56.308	34.575	31.914	29.609	20.210	225.0
14	1:52.645	31.617	31.599	29.250	20.179	224.1
15	1:52.438	31.529	31.471	29.262	20.176	223.1
16	1:52.035	31.486	31.341	29.138	20.070	224.1
17	1:52.678	31.607	31.425	29.249	20.397	224.1





## ENTRENAMIENTO LIBRE 2

### Classification

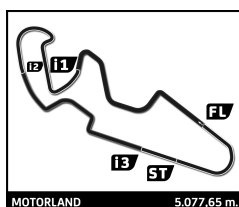
Nr	Driver	Nat	Team	Car	Cl.	Time	Lap Total	Gap	Kph
1	43 FRANCO COLAPINTO	ARG	DRIVEX SCHOOL		R	1:51.476	5 13	-	- 164.0
2	34 SHIHAB AL HABSİ	OMN	XCEL MOTORSPORT			1:51.778	11 11	+0.302	+0.302 163.5
3	44 KILLIAN MEYER	ESP	FORMULA DE CAMPEONES - PRAGA F4		R	1:51.949	16 17	+0.473	+0.171 163.3
4	8 NICOLAS BAERT	BEL	MP MOTORSPORT		R	1:51.997	17 18	+0.521	+0.048 163.2
5	33 CARLES MARTINEZ	ESP	FORMULA DE CAMPEONES - PRAGA F4		R	1:52.252	14 19	+0.776	+0.255 162.8
6	12 RASHED GHANEM	LBN	DRIVEX SCHOOL			1:52.325	13 16	+0.849	+0.073 162.7
7	26 RAFAEL VILLANUEVA	ESP	MP MOTORSPORT			1:52.519	16 18	+1.043	+0.194 162.4
8	5 IRINA SIDORKOVA	RUS	DRIVEX SCHOOL		R / F	1:52.695	11 13	+1.219	+0.176 162.2
9	7 AXEL GNOS	CHE	G4 RACING		R	1:52.716	8 18	+1.240	+0.021 162.2
10	11 ARTEM LOBANENKO	RUS	DRIVEX SCHOOL			1:52.721	8 17	+1.245	+0.005 162.1
11	13 TIJMEN VAN DER HELM	NLD	MP MOTORSPORT		R	1:52.918	13 14	+1.442	+0.197 161.9
12	16 GLENN VAN BERLO	NLD	MP MOTORSPORT		R	1:52.929	6 14	+1.453	+0.011 161.8
13	27 NEREA MARTI	ESP	FORMULA DE CAMPEONES - PRAGA F4		R / F	1:52.995	16 17	+1.519	+0.066 161.8
14	20 IVAN NOSOV	RUS	DRIVEX SCHOOL		R	1:53.477	14 14	+2.001	+0.482 161.1
15	22 BELEN GARCIA	ESP	GLOBAL RACING SERVICE		R / F	1:54.334	16 19	+2.858	+0.857 159.9

**Fastest Lap:** Lap 5 FRANCO COLAPINTO 1:51.476 164.0 Kph

Published at: .....

Track Status: **DRY**

<b>Race Director:</b>	<b>Timekeeper:</b>
-----------------------	--------------------



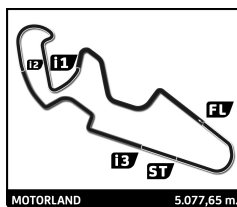
## ENTRENAMIENTO LIBRE

### Classification

Nr	Driver	Nat	Team	Class	Session 1		Session 2		Time	Gap
					Time	Lap	Time	Lap		
1	34 SHIHAB AL HABSI	OMN	XCEL MOTORSPORT		<b>1:51.256</b>	9	1:51.778	11	<b>1:51.256</b>	
2	43 FRANCO COLAPINTO	ARG	DRIVEX SCHOOL	R	1:52.489	8	<b>1:51.476</b>	5	<b>1:51.476</b>	+0.220 +0.220
3	44 KILLIAN MEYER	ESP	FORMULA DE CAMPEONES - PRAGA F4	R	1:52.035	16	<b>1:51.949</b>	16	<b>1:51.949</b>	+0.693 +0.473
4	8 NICOLAS BAERT	BEL	MP MOTORSPORT	R	1:53.010	9	<b>1:51.997</b>	17	<b>1:51.997</b>	+0.741 +0.048
5	7 AXEL GNOS	CHE	G4 RACING	R	<b>1:52.220</b>	9	1:52.716	8	<b>1:52.220</b>	+0.964 +0.223
6	33 CARLES MARTINEZ	ESP	FORMULA DE CAMPEONES - PRAGA F4	R	2:03.598	3	<b>1:52.252</b>	14	<b>1:52.252</b>	+0.996 +0.032
7	12 RASHED GHANEM	LBN	DRIVEX SCHOOL		1:52.846	11	<b>1:52.325</b>	13	<b>1:52.325</b>	+1.069 +0.073
8	26 RAFAEL VILLANUEVA	ESP	MP MOTORSPORT		1:53.092	14	<b>1:52.519</b>	16	<b>1:52.519</b>	+1.263 +0.194
9	5 IRINA SIDORKOVA	RUS	DRIVEX SCHOOL	R / F	1:53.219	13	<b>1:52.695</b>	11	<b>1:52.695</b>	+1.439 +0.176
10	13 TIJMEN VAN DER HELM	NLD	MP MOTORSPORT	R	<b>1:52.709</b>	9	1:52.918	13	<b>1:52.709</b>	+1.453 +0.014
11	11 ARTEM LOBANENKO	RUS	DRIVEX SCHOOL		1:52.852	10	<b>1:52.721</b>	8	<b>1:52.721</b>	+1.465 +0.012
12	16 GLENN VAN BERLO	NLD	MP MOTORSPORT	R	<b>1:52.873</b>	12	1:52.929	6	<b>1:52.873</b>	+1.617 +0.152
13	27 NEREA MARTI	ESP	FORMULA DE CAMPEONES - PRAGA F4	R / F	1:53.446	17	<b>1:52.995</b>	16	<b>1:52.995</b>	+1.739 +0.122
14	20 IVAN NOSOV	RUS	DRIVEX SCHOOL	R	1:53.480	9	<b>1:53.477</b>	14	<b>1:53.477</b>	+2.221 +0.482
15	22 BELEN GARCIA	ESP	GLOBAL RACING SERVICE	R / F	1:54.734	14	<b>1:54.334</b>	16	<b>1:54.334</b>	+3.078 +0.857

Published at: .....

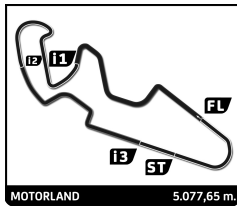
Race Director:	Timekeeper:
----------------	-------------



## ENTRENAMIENTO LIBRE 2

### Best Sector Times

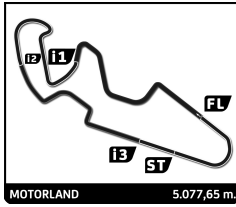
Sector 1			Sector 2			Sector 3			Sector 4			Pos	Nr	Ideal Lap	Best Lap	
Pos	Nr	Driver	Time	Nr	Driver	Time	Nr	Driver	Time	Nr	Driver					Time
1	34	S.AL HABSI	31.083	43	F.COLAPINTO	31.140	43	F.COLAPINTO	29.045	34	S.AL HABSI	19.955	1	43	1:51.346	1:51.476 (1)
2	43	F.COLAPINTO	31.167	44	K.MEYER	31.182	8	N.BAERT	29.140	43	F.COLAPINTO	19.994	2	34	1:51.589	1:51.778 (2)
3	8	N.BAERT	31.208	7	A.GNOS	31.327	34	S.AL HABSI	29.142	8	N.BAERT	20.048	3	44	1:51.702	1:51.949 (3)
4	44	K.MEYER	31.218	12	R.GHANEM	31.369	33	C.MARTINEZ	29.158	44	K.MEYER	20.100	4	8	1:51.819	1:51.997 (4)
5	33	C.MARTINEZ	31.260	34	S.AL HABSI	31.409	44	K.MEYER	29.202	26	R.VILLANUEVA	20.101	5	12	1:52.041	1:52.325 (6)
6	12	R.GHANEM	31.271	26	R.VILLANUEVA	31.414	12	R.GHANEM	29.228	16	G.VAN BERLO	20.146	6	33	1:52.045	1:52.252 (5)
7	13	T.VAN DER HELM	31.357	8	N.BAERT	31.423	5	I.SIDORKOVA	29.253	12	R.GHANEM	20.173	7	26	1:52.309	1:52.519 (7)
8	5	I.SIDORKOVA	31.380	33	C.MARTINEZ	31.427	11	A.LOBANENKO	29.365	11	A.LOBANENKO	20.191	8	7	1:52.351	1:52.716 (9)
9	26	R.VILLANUEVA	31.391	11	A.LOBANENKO	31.538	16	G.VAN BERLO	29.383	5	I.SIDORKOVA	20.192	9	11	1:52.521	1:52.721 (10)
10	7	A.GNOS	31.402	27	N.MARTI	31.596	26	R.VILLANUEVA	29.403	33	C.MARTINEZ	20.200	10	5	1:52.535	1:52.695 (8)
11	11	A.LOBANENKO	31.427	16	G.VAN BERLO	31.668	7	A.GNOS	29.407	7	A.GNOS	20.215	11	16	1:52.640	1:52.929 (12)
12	16	G.VAN BERLO	31.443	13	T.VAN DER HELM	31.669	27	N.MARTI	29.409	27	N.MARTI	20.313	12	13	1:52.860	1:52.918 (11)
13	20	I.NOSOV	31.542	5	I.SIDORKOVA	31.710	13	T.VAN DER HELM	29.503	13	T.VAN DER HELM	20.331	13	27	1:52.860	1:52.995 (13)
14	27	N.MARTI	31.542	20	I.NOSOV	31.794	22	B.GARCIA	29.672	20	I.NOSOV	20.364	14	20	1:53.413	1:53.477 (14)
15	22	B.GARCIA	31.825	22	B.GARCIA	31.929	20	I.NOSOV	29.713	22	B.GARCIA	20.706	15	22	1:54.132	1:54.334 (15)



## ENTRENAMIENTO LIBRE 2

### Best Top Speed

Nr Driver	Team	Class	Top 1		Top 2		Top 3		Top 4		Top 5		Avg	
			Kph	Lap	Kph	Lap	Kph	Lap	Kph	Lap	Kph	Lap		
12	RASHED GHANEM	DRIVEX SCHOOL	227.4	4	227.4	5	225.5	8	225.0	7	224.5	3	226,0	
7	AXEL GNOS	G4 RACING	R	226.4	7	225.9	13	225.9	12	225.9	8	225.5	9	225,9
8	NICOLAS BAERT	MP MOTORSPORT	R	225.9	6	224.5	12	224.5	11	224.5	7	224.5	15	224,8
43	FRANCO COLAPINTO	DRIVEX SCHOOL	R	225.5	4	225.5	5	225.0	3	224.1	6	223.1	9	224,6
44	KILLIAN MEYER	FORMULA DE CAMPEONES - PRAGA F4	R	225.5	8	224.5	9	224.5	13	224.5	4	224.5	5	224,7
34	SHIHAB AL HABSI	XCEL MOTORSPORT		225.5	7	225.5	5	225.0	6	225.0	9	224.5	11	225,1
26	RAFAEL VILLANUEVA	MP MOTORSPORT		224.5	6	224.1	15	223.6	7	223.1	10	222.7	13	223,6
13	TIJMEN VAN DER HELM	MP MOTORSPORT	R	224.1	7	223.6	14	223.6	11	223.6	10	223.6	6	223,7
11	ARTEM LOBANENKO	DRIVEX SCHOOL		224.1	6	221.8	11	221.8	7	221.3	14	221.3	12	222,1
27	NEREA MARTI	FORMULA DE CAMPEONES - PRAGA F4	R / F	224.1	17	223.6	9	222.7	4	222.2	12	222.2	5	223,0
33	CARLES MARTINEZ	FORMULA DE CAMPEONES - PRAGA F4	R	224.1	6	224.1	12	223.6	15	223.6	17	223.6	13	223,8
5	IRINA SIDORKOVA	DRIVEX SCHOOL	R / F	223.6	9	223.1	10	222.2	11	221.8	3	221.3	6	222,4
22	BELEN GARCIA	GLOBAL RACING SERVICE	R / F	223.1	6	222.7	12	222.2	7	222.2	15	221.8	16	222,4
16	GLENN VAN BERLO	MP MOTORSPORT	R	222.7	7	222.2	11	222.2	10	222.2	6	222.2	9	222,3
20	IVAN NOSOV	DRIVEX SCHOOL	R	221.8	14	221.8	12	221.3	6	220.9	4	220.9	5	221,3

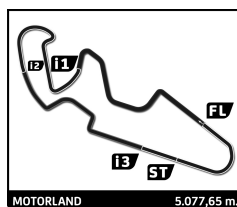


## ENTRENAMIENTO LIBRE 2

### Fastest Lap Sequence

Elapsed	Nr Driver	Team	Car	Class	Time	Kph	Lap
4:21.633	<b>7 AXEL GNOS</b>	G4 RACING		R	<b>1:55.228</b>	158.6	2
6:15.536	<b>7 AXEL GNOS</b>	G4 RACING		R	<b>1:53.903</b>	160.5	3
6:18.303	<b>11 ARTEM LOBANENKO</b>	DRIVEX SCHOOL			<b>1:53.898</b>	160.5	3
6:20.283	<b>12 RASHED GHANEM</b>	DRIVEX SCHOOL			<b>1:53.401</b>	161.2	3
8:36.056	<b>8 NICOLAS BAERT</b>	MP MOTORSPORT		R	<b>1:53.310</b>	161.3	4
9:21.831	<b>43 FRANCO COLAPINTO</b>	DRIVEX SCHOOL		R	<b>1:52.649</b>	162.2	3
11:13.529	<b>43 FRANCO COLAPINTO</b>	DRIVEX SCHOOL		R	<b>1:51.698</b>	163.6	4
13:05.005	<b>43 FRANCO COLAPINTO</b>	DRIVEX SCHOOL		R	<b>1:51.476</b>	164.0	5





## ENTRENAMIENTO LIBRE 2

### Sector Analysis

■ Personal Best   ■ Session Best   B Crossing the finish line in the pit lane

Lap	Time	Sector 1	Sector 2	Sector 3	Sector 4	T.Sp	Lap	Time	Sector 1	Sector 2	Sector 3	Sector 4	T.Sp
13	1:52.918	31.401	31.669	29.503	20.345	223.1	18	1:54.387	31.825	31.935	29.868	20.759	221.3
14	2:07.539B	35.201	38.024	30.358	23.956	223.6	19	2:03.224B	32.151	32.473	30.055	28.545	221.8

16 GLENN VAN BERLO NLD						
MP MOTORSPORT						
1	2:58.381B	1:25.211	35.746	31.959	25.465	215.1
2	14:46.688B	...	33.479	31.512	26.284	193.5
3	2:29.015	1:05.619	32.925	29.929	20.542	219.1
4	1:53.861	31.948	32.008	29.617	20.288	221.8
5	1:53.257	31.641	31.902	29.568	20.146	221.8
6	1:52.929	31.598	31.668	29.383	20.280	222.2
7	1:53.328	31.514	31.821	29.690	20.303	222.7
8	1:53.964	31.521	32.042	30.050	20.351	221.8
9	1:53.097	31.443	31.763	29.563	20.328	222.2
10	1:53.943	31.605	31.856	30.024	20.458	222.2
11	1:53.629	31.672	31.773	29.789	20.395	222.2
12	1:53.554	31.598	31.928	29.692	20.336	221.8
13	1:53.642	31.591	31.953	29.708	20.390	221.8
14	1:58.276B	31.701	32.115	30.380	24.080	221.8

20 IVAN NOSOV RUS						
DRIVEX SCHOOL						
1	3:16.738B	1:24.514	41.586	39.557	31.081	178.5
2	3:44.199	2:18.558	33.829	30.864	20.948	217.3
3	1:55.446	32.451	32.394	29.977	20.624	219.5
4	1:54.451	32.111	32.036	29.817	20.487	220.9
5	1:53.932	31.774	31.794	29.902	20.462	220.9
6	1:54.034	31.736	31.956	29.845	20.497	221.3
7	1:54.138	31.916	31.948	29.779	20.495	219.5
8	1:54.422	31.935	31.932	29.988	20.567	220.4
9	1:57.948B	31.953	32.133	29.738	24.124	220.4
10	12:04.167	...	32.516	30.131	20.532	220.0
11	1:54.499	32.062	31.985	29.947	20.505	220.0
12	1:53.933	31.762	32.016	29.791	20.364	221.8
13	1:53.716	31.637	31.903	29.796	20.380	220.4
14	1:53.477	31.542	31.828	29.713	20.394	221.8

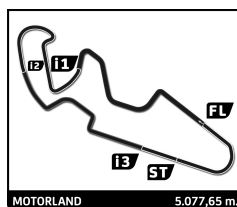
22 BELEN GARCIA ESP						
GLOBAL RACING SERVICE						
1	2:28.640	55.983	35.455	34.084	23.118	202.6
2	1:59.013	33.747	32.733	31.049	21.484	219.5
3	1:56.542	32.794	32.605	30.217	20.926	220.4
4	1:56.812	32.432	33.013	30.292	21.075	220.0
5	1:55.939	32.369	32.417	30.174	20.979	221.8
6	1:55.634	32.330	32.408	29.928	20.968	223.1
7	1:55.592	32.450	32.220	29.977	20.945	222.2
8	2:01.913B	32.569	32.465	30.182	26.697	220.4
9	5:51.411	4:23.254	35.310	31.299	21.548	219.5
10	1:55.860	32.497	32.483	29.940	20.940	220.9
11	1:54.752	32.192	31.992	29.763	20.805	220.9
12	1:54.425	32.013	31.958	29.748	20.706	222.7
13	1:56.021	32.086	32.185	30.917	20.833	221.3
14	1:54.672	31.915	32.105	29.814	20.838	220.9
15	1:54.837	32.238	32.107	29.672	20.820	222.2
16	1:54.334	31.923	31.981	29.706	20.724	221.8
17	1:54.457	31.881	31.929	29.913	20.734	220.9

26 RAFAEL VILLANUEVA ESP						
MP MOTORSPORT						
1	2:27.821	1:01.265	34.317	30.861	21.378	219.5
2	1:55.885	32.546	32.404	30.324	20.611	220.0
3	1:55.738	32.239	33.089	29.928	20.482	221.8
4	1:54.781	31.726	32.473	30.113	20.469	220.9
5	1:54.224	31.722	31.741	29.805	20.956	222.7
6	1:53.798	31.932	31.895	29.660	20.311	224.5
7	1:53.219	31.603	31.838	29.562	20.216	223.6
8	1:53.036	31.509	31.720	29.455	20.352	222.2
9	1:53.677	31.629	32.045	29.678	20.325	221.8
10	1:58.157B	31.670	31.697	29.806	24.984	223.1
11	5:42.464	4:07.432	35.402	37.071	22.559	201.5
12	1:54.906	32.338	32.038	30.131	20.399	222.7
13	1:53.240	31.788	31.607	29.585	20.260	222.7
14	1:52.689	31.439	31.701	29.403	20.146	221.8
15	1:52.800	31.614	31.588	29.497	20.101	224.1
16	1:52.519	31.438	31.529	29.451	20.101	221.8
17	1:52.623	31.422	31.505	29.482	20.214	222.2
18	1:59.886B	31.391	31.414	30.957	26.124	220.0

27 NEREA MARTI ESP						
FORMULA DE CAMPEONES - PRAGA F4						
1	2:49.736B	1:01.245	44.188	37.294	27.009	218.2
2	5:27.716	3:59.314	36.408	30.887	21.107	216.0
3	1:56.777	33.064	32.624	29.985	21.104	220.4
4	1:55.635	32.768	32.306	29.942	20.619	222.7
5	1:54.353	32.077	31.964	29.783	20.529	222.2
6	1:53.700	31.845	31.766	29.693	20.396	220.4
7	1:54.245	31.730	32.029	29.800	20.686	221.3
8	1:54.234	32.157	31.927	29.661	20.489	220.9
9	1:53.442	31.751	31.904	29.474	20.313	223.6
10	1:58.103B	31.920	31.845	29.819	24.519	221.8
11	6:26.137	5:03.328	32.318	29.878	20.613	219.5
12	1:53.367	31.552	31.870	29.534	20.411	222.2
13	1:53.264	31.810	31.637	29.503	20.314	220.9
14	1:53.775	31.587	31.683	29.998	20.507	222.2
15	1:53.133	31.661	31.660	29.480	20.332	221.8
16	1:52.995	31.542	31.596	29.409	20.448	221.3
17	1:54.053	31.841	31.718	29.643	20.851	224.1

33 CARLES MARTINEZ ESP						
FORMULA DE CAMPEONES - PRAGA F4						
1	2:45.296	1:08.983	38.176	34.878	23.259	211.8
2	2:04.909	36.702	34.390	31.717	22.100	214.7
3	1:57.793	33.688	33.049	30.148	20.908	220.4
4	1:54.278	32.130	32.081	29.603	20.464	223.1
5	1:53.375	31.733	31.862	29.472	20.308	223.1
6	1:53.066	31.400	31.713	29.456	20.497	224.1
7	1:52.866	31.441	31.575	29.545	20.305	222.7
8	1:52.418	31.292	31.595	29.315	20.216	222.7
9	1:52.531	31.260	31.653	29.303	20.315	222.7
10	1:58.438B	31.874	32.091	30.150	24.323	221.8





## ENTRENAMIENTO LIBRE 2

### Sector Analysis

■ Personal Best   ■ Session Best   B Crossing the finish line in the pit lane

Lap	Time	Sector 1	Sector 2	Sector 3	Sector 4	T.Spd	Lap	Time	Sector 1	Sector 2	Sector 3	Sector 4	T.Spd
11	4:48.252	3:25.289	32.716	29.785	20.462	222.2	15	1:52.077	31.276	31.316	29.291	20.194	224.1
12	1:52.729	31.428	31.667	29.326	20.308	224.1	16	1:51.949	31.218	31.229	29.279	20.223	223.6
13	1:52.515	31.425	31.514	29.299	20.277	223.6	17	1:58.079 B	31.439	31.561	29.368	25.711	224.1
14	1:52.252	31.379	31.451	29.158	20.264	222.7							
15	1:52.312	31.263	31.440	29.328	20.281	223.6							
16	1:52.464	31.492	31.450	29.322	20.200	222.7							
17	1:59.608	36.339	33.402	29.537	20.330	223.6							
18	1:52.424	31.389	31.427	29.376	20.232	222.2							
19	1:52.624	31.425	31.583	29.326	20.290	222.7							

**34** SHIHAB AL HABSI OMN  
TATUUS T014  
XCEL MOTORSPORT

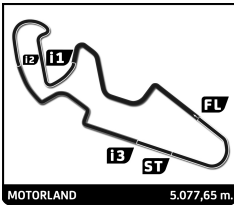
1	14:14.884	...	33.875	31.743	24.009	169.3
2	1:56.551	34.556	32.202	29.492	20.301	221.8
3	1:52.517	31.538	31.600	29.264	20.115	223.1
4	1:52.270	31.323	31.536	29.284	20.127	224.5
5	1:52.004	31.208	31.409	29.285	20.102	225.5
6	1:52.486	31.183	31.441	29.265	20.597	225.0
7	1:58.102 B	31.578	31.675	29.552	25.297	225.5
8	8:52.224	7:29.248	32.306	30.159	20.511	208.5
9	1:52.182	31.206	31.581	29.381	20.014	225.0
10	1:52.237	31.204	31.844	29.220	19.969	224.1
11	1:51.778	31.083	31.598	29.142	19.955	224.5

**43** FRANCO COLAPINTO ARG  
DRIVEX SCHOOL

1	5:28.795	3:57.994	34.935	32.768	23.098	188.5
2	2:00.387	34.450	32.889	30.860	22.188	185.2
3	1:52.649	31.499	31.532	29.462	20.156	225.0
4	1:51.698	31.208	31.367	29.129	19.994	225.5
5	1:51.476	31.167	31.221	29.045	20.043	225.5
6	1:57.886 B	32.432	31.546	29.595	24.313	224.1
7	14:04.395	...	35.424	30.596	20.427	221.8
8	1:52.451	31.519	31.464	29.293	20.175	221.8
9	1:59.855	38.129	31.960	29.512	20.254	223.1
10	1:51.930	31.233	31.203	29.280	20.214	222.7
11	1:52.039	31.350	31.284	29.275	20.130	222.2
12	1:51.906	31.291	31.140	29.343	20.132	222.2
13	1:56.477 B	31.240	31.318	29.742	24.177	222.7

**44** KILLIAN MEYER ESP  
FORMULA DE CAMPEONES - PRAGA F4

1	2:51.377 B	59.983	44.822	37.137	29.435	204.9
2	5:25.828	3:51.631	37.378	33.740	23.079	211.4
3	1:57.536	35.186	32.372	29.571	20.407	223.1
4	1:53.115	31.911	31.636	29.374	20.194	224.5
5	1:52.545	31.649	31.358	29.266	20.272	224.5
6	1:52.128	31.401	31.374	29.202	20.151	222.7
7	1:51.978	31.297	31.347	29.234	20.100	223.6
8	1:51.958	31.311	31.294	29.215	20.138	225.5
9	1:52.376	31.315	31.307	29.568	20.186	224.5
10	1:52.081	31.290	31.402	29.285	20.104	224.5
11	1:58.180 B	31.491	32.337	29.628	24.724	216.0
12	5:42.391	4:11.765	34.529	33.168	22.929	182.4
13	1:52.775	31.747	31.343	29.388	20.297	224.5
14	1:52.022	31.401	31.182	29.282	20.157	223.6



# ENTRENAMIENTO CRONOMETRADO 1

## Final Classification

Nr Driver	Nat	Team	Car	Cl.	Time	Lap Total	Gap	Kph
1 34 SHIHAB AL HABSI	OMN	XCEL MOTORSPORT			1:51.241	6 8	-	164.3
2 43 FRANCO COLAPINTO	ARG	DRIVEX SCHOOL		R	1:51.322	6 8	+0.081	164.2
3 44 KILLIAN MEYER	ESP	FORMULA DE CAMPEONES - PRAGA F4		R	1:51.412	5 8	+0.171	164.1
4 13 TIJMEN VAN DER HELM	NLD	MP MOTORSPORT		R	1:51.558	6 8	+0.317	163.8
5 33 CARLES MARTINEZ	ESP	FORMULA DE CAMPEONES - PRAGA F4		R	1:51.632	8 8	+0.391	163.7
6 7 AXEL GNOS	CHE	G4 RACING		R	1:51.824	8 8	+0.583	163.4
7 16 GLENN VAN BERLO	NLD	MP MOTORSPORT		R	1:51.991	6 8	+0.750	163.2
8 12 RASHED GHANEM	LBN	DRIVEX SCHOOL			1:52.097	6 8	+0.856	163.0
9 11 ARTEM LOBANENKO	RUS	DRIVEX SCHOOL			1:52.109	8 8	+0.868	163.0
10 8 NICOLAS BAERT	BEL	MP MOTORSPORT		R	1:52.125	8 8	+0.884	163.0
11 20 IVAN NOSOV	RUS	DRIVEX SCHOOL		R	1:52.451	6 8	+1.210	162.5
12 26 RAFAEL VILLANUEVA	ESP	MP MOTORSPORT			1:52.717	6 8	+1.476	162.2
13 27 NEREA MARTI	ESP	FORMULA DE CAMPEONES - PRAGA F4		R / F	1:52.814	8 8	+1.573	162.0
14 22 BELEN GARCIA	ESP	GLOBAL RACING SERVICE		R / F	1:53.840	8 8	+2.599	160.6

Max. qual. time: 2:02.365

5 IRINA SIDORKOVA RUS DRIVEX SCHOOL

R / F

8

**Fastest Lap:** Lap 6 SHIHAB AL HABSI 1:51.241 164.3 Kph

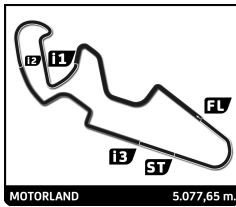
#44 LAPS TIME DELETED (1:52.039 - 1:51.335) DUE TO TRACK LIMITS  
 #44 BEST LAP TIME DELETED DUE TO TRACK LIMITS  
 #5 CANCELLATION OF ALL TIMES DUE TO STEWARDS DECISION N°6 - SUBJECT TO APPEAL

Track Status: **DRY**

Published at: .....

Race Director:

Timekeeper:



## ENTRENAMIENTO CRONOMETRADO 1

### Final Classification by 2nd Fastest Lap

Nr	Driver	Team	Car	Class	Time	Gap
1	34 SHIHAB AL HABSI	XCEL MOTORSPORT			1:51.313	-
2	43 FRANCO COLAPINTO	DRIVEX SCHOOL		R	1:51.388	+0.075
3	13 TIJMEN VAN DER HELM	MP MOTORSPORT		R	1:51.719	+0.406
4	33 CARLES MARTINEZ	FORMULA DE CAMPEONES - PRAGA F4		R	1:51.755	+0.442
5	16 GLENN VAN BERLO	MP MOTORSPORT		R	1:52.010	+0.697
6	7 AXEL GNOS	G4 RACING		R	1:52.012	+0.699
7	12 RASHED GHANEM	DRIVEX SCHOOL			1:52.181	+0.868
8	11 ARTEM LOBANENKO	DRIVEX SCHOOL			1:52.327	+1.014
9	8 NICOLAS BAERT	MP MOTORSPORT		R	1:52.330	+1.017
10	20 IVAN NOSOV	DRIVEX SCHOOL		R	1:52.716	+1.403
11	26 RAFAEL VILLANUEVA	MP MOTORSPORT			1:52.789	+1.476
12	27 NEREA MARTI	FORMULA DE CAMPEONES - PRAGA F4		R / F	1:53.131	+1.818
13	44 KILLIAN MEYER	FORMULA DE CAMPEONES - PRAGA F4		R	1:53.370	+2.057
14	22 BELEN GARCIA	GLOBAL RACING SERVICE		R / F	1:53.980	+2.667
<b>Max. qual. time: 2:02.365</b>						
15	5 IRINA SIDORKOVA	DRIVEX SCHOOL		R / F		

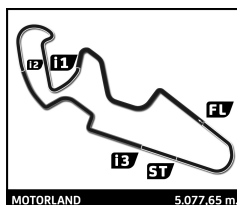
**Fastest Lap:** Lap 6 | SHIHAB AL HABSI | 1:51.241 | 164.3 Kph

#44 LAPS TIME DELETED (1:52.039 - 1:51.335) DUE TO TRACK LIMITS  
 #44 BEST LAP TIME DELETED DUE TO TRACK LIMITS  
 #5 CANCELLATION OF ALL TIMES DUE TO STEWARDS DECISION N°6 - SUBJECT TO APPEAL

Published at: .....

Track Status: **DRY**

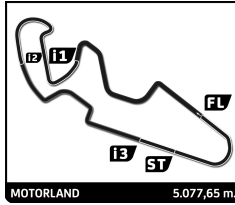
Race Director:	Timekeeper:
----------------	-------------



## ENTRENAMIENTO CRONOMETRADO 1

### Best Sector Times

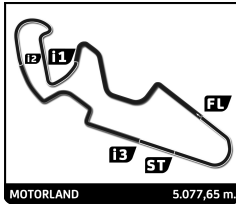
Sector 1			Sector 2			Sector 3			Sector 4			Pos	Nr	Ideal Lap	Best Lap	
Pos	Nr	Driver	Time	Nr	Driver	Time	Nr	Driver	Time	Nr	Driver					Time
1	34	S.AL HABSI	30.972	44	K.MEYER	30.985	44	K.MEYER	28.921	34	S.AL HABSI	19.884	1	44	1:50.954	1:51.412 (3)
2	13	T.VAN DER HELM	30.997	43	F.COLAPINTO	31.116	43	F.COLAPINTO	29.003	43	F.COLAPINTO	19.999	2	34	1:51.171	1:51.241 (1)
3	44	K.MEYER	31.037	13	T.VAN DER HELM	31.197	33	C.MARTINEZ	29.023	44	K.MEYER	20.011	3	43	1:51.217	1:51.322 (2)
4	7	A.GNOS	31.040	33	C.MARTINEZ	31.215	34	S.AL HABSI	29.027	16	G.VAN BERLO	20.055	4	13	1:51.332	1:51.558 (4)
5	43	F.COLAPINTO	31.099	7	A.GNOS	31.246	13	T.VAN DER HELM	29.081	13	T.VAN DER HELM	20.057	5	33	1:51.529	1:51.632 (5)
6	20	I.NOSOV	31.139	34	S.AL HABSI	31.288	12	R.GHANEM	29.112	33	C.MARTINEZ	20.075	6	7	1:51.598	1:51.824 (6)
7	8	N.BAERT	31.167	12	R.GHANEM	31.329	16	G.VAN BERLO	29.166	5	I.SIDORKOVA	20.079	7	12	1:51.867	1:52.097 (9)
8	11	A.LOBANENKO	31.205	11	A.LOBANENKO	31.344	5	I.SIDORKOVA	29.183	8	N.BAERT	20.120	8	16	1:51.880	1:51.991 (7)
9	5	I.SIDORKOVA	31.214	16	G.VAN BERLO	31.434	7	A.GNOS	29.187	7	A.GNOS	20.125	9	5	1:51.910	1:52.049 (8)
10	33	C.MARTINEZ	31.216	5	I.SIDORKOVA	31.434	11	A.LOBANENKO	29.251	12	R.GHANEM	20.149	10	11	1:51.950	1:52.109 (10)
11	16	G.VAN BERLO	31.225	8	N.BAERT	31.468	20	I.NOSOV	29.292	11	A.LOBANENKO	20.150	11	8	1:52.054	1:52.125 (11)
12	12	R.GHANEM	31.277	26	R.VILLANUEVA	31.497	8	N.BAERT	29.299	26	R.VILLANUEVA	20.182	12	20	1:52.287	1:52.451 (12)
13	26	R.VILLANUEVA	31.449	27	N.MARTI	31.645	27	N.MARTI	29.319	20	I.NOSOV	20.203	13	26	1:52.498	1:52.717 (13)
14	27	N.MARTI	31.547	20	I.NOSOV	31.653	26	R.VILLANUEVA	29.370	27	N.MARTI	20.209	14	27	1:52.720	1:52.814 (14)
15	22	B.GARCIA	31.784	22	B.GARCIA	31.803	22	B.GARCIA	29.581	22	B.GARCIA	20.617	15	22	1:53.785	1:53.840 (15)



## ENTRENAMIENTO CRONOMETRADO 1

### Best Top Speed

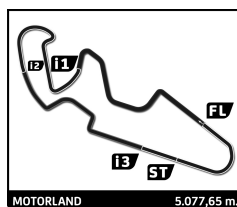
Nr Driver	Team	Class	Top 1		Top 2		Top 3		Top 4		Top 5		Avg	
			Kph	Lap	Kph	Lap	Kph	Lap	Kph	Lap	Kph	Lap		
7	AXEL GNOS	G4 RACING	R	<b>225.9</b>	3	225.5	6	225.5	8	225.0	5	225.0	7	225,4
13	TIJMEN VAN DER HELM	MP MOTORSPORT	R	<b>225.5</b>	5	225.0	3	224.5	7	224.1	4	224.1	6	224,6
26	RAFAEL VILLANUEVA	MP MOTORSPORT		<b>225.5</b>	8	225.0	3	223.1	7	222.7	4	222.7	5	223,8
8	NICOLAS BAERT	MP MOTORSPORT	R	<b>225.0</b>	3	224.1	5	224.1	7	223.6	8	216.9	2	222,7
44	KILLIAN MEYER	FORMULA DE CAMPEONES - PRAGA F4	R	<b>225.0</b>	3	224.5	7	224.1	5	224.1	6	224.1	8	224,4
43	FRANCO COLAPINTO	DRIVEX SCHOOL	R	<b>224.5</b>	3	224.5	6	224.1	4	224.1	5	223.1	8	224,1
27	NEREA MARTI	FORMULA DE CAMPEONES - PRAGA F4	R / F	<b>224.1</b>	3	222.7	8	221.8	6	221.8	7	221.3	5	222,3
33	CARLES MARTINEZ	FORMULA DE CAMPEONES - PRAGA F4	R	<b>224.1</b>	3	223.6	5	223.6	6	223.6	7	223.6	8	223,7
22	BELEN GARCIA	GLOBAL RACING SERVICE	R / F	<b>224.1</b>	3	222.2	4	221.8	8	221.3	5	220.9	2	222,1
34	SHIHAB AL HABSI	XCEL MOTORSPORT		<b>224.1</b>	5	223.6	3	223.6	4	223.6	6	223.6	7	223,7
16	GLENN VAN BERLO	MP MOTORSPORT	R	<b>223.6</b>	3	223.6	5	223.6	8	222.7	4	222.7	6	223,2
5	IRINA SIDORKOVA	DRIVEX SCHOOL	R / F	<b>223.1</b>	3	222.2	4	222.2	5	222.2	6	222.2	7	222,4
11	ARTEM LOBANENKO	DRIVEX SCHOOL		<b>222.7</b>	3	220.9	2	220.9	8	220.4	4	220.4	5	221,1
12	RASHED GHANEM	DRIVEX SCHOOL		<b>222.7</b>	3	222.2	8	221.8	5	221.3	4	221.3	7	221,9
20	IVAN NOSOV	DRIVEX SCHOOL	R	<b>221.3</b>	5	220.9	3	220.9	8	220.4	2	220.4	7	220,8



## ENTRENAMIENTO CRONOMETRADO 1

### Fastest Lap Sequence

Elapsed	Nr Driver	Team	Car	Class	Time	Kph	Lap
4:22.319	7 AXEL GNOS	G4 RACING		R	1:55.728	157.9	2
4:33.706	26 RAFAEL VILLANUEVA	MP MOTORSPORT			1:55.056	158.9	2
6:15.372	7 AXEL GNOS	G4 RACING		R	1:53.053	161.7	3
6:35.077	8 NICOLAS BAERT	MP MOTORSPORT		R	1:52.972	161.8	3
7:00.610	34 SHIHAB AL HABSI	XCEL MOTORSPORT			1:52.535	162.4	3
8:34.429	16 GLENN VAN BERLO	MP MOTORSPORT		R	1:52.472	162.5	4
8:52.332	34 SHIHAB AL HABSI	XCEL MOTORSPORT			1:51.722	163.6	4
10:04.178	44 KILLIAN MEYER	FORMULA DE CAMPEONES - PRAGA	F4	R	1:51.412	164.1	5
10:43.645	34 SHIHAB AL HABSI	XCEL MOTORSPORT			1:51.313	164.2	5
12:34.886	34 SHIHAB AL HABSI	XCEL MOTORSPORT			1:51.241	164.3	6



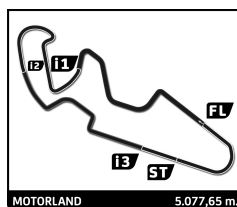
# ENTRENAMIENTO CRONOMETRADO 1

## Sector Analysis

■ Personal Best   ■ Session Best   B Crossing the finish line in the pit lane

Lap	Time	Sector 1	Sector 2	Sector 3	Sector 4	T.Sp'd	Lap	Time	Sector 1	Sector 2	Sector 3	Sector 4	T.Sp'd	
<b>5</b>	<b>IRINA SIDORKOVA</b> RUS							<b>13</b>	<b>TIJMEN VAN DER HELM</b> NLD					
DRIVEX SCHOOL							MP MOTORSPORT							
1	2:48.621	1:09.439	37.552	38.503	23.127	176.8	1	3:10.423	1:44.539	33.429	31.268	21.187	215.6	
2	1:59.971	33.564	33.473	32.536	20.398	221.3	2	1:58.204	32.419	32.887	32.245	20.653	222.2	
3	1:53.786	31.734	32.186	29.583	20.283	223.1	3	1:54.436	32.485	32.469	29.300	20.182	225.0	
4	1:52.652	31.530	31.724	29.241	20.157	222.2	4	1:51.824	31.237	31.449	<b>29.081</b>	<b>20.057</b>	224.1	
5	1:52.716	31.408	31.628	29.478	20.202	222.2	5	1:51.874	31.108	31.261	29.339	20.166	225.5	
6	<b>1:52.049</b>	31.240	31.538	29.192	<b>20.079</b>	222.2	6	<b>1:51.558</b>	<b>30.997</b>	31.315	29.112	20.134	224.1	
7	1:52.143	31.220	31.535	<b>29.183</b>	20.205	222.2	7	1:51.753	31.087	<b>31.197</b>	29.338	20.131	224.5	
8	1:52.545	<b>31.214</b>	<b>31.434</b>	29.736	20.161	221.8	8	1:51.719	31.038	31.315	29.156	20.210	223.6	
<b>7</b>	<b>AXEL GNOS</b> CHE							<b>16</b>	<b>GLENN VAN BERLO</b> NLD					
G4 RACING							MP MOTORSPORT							
1	2:26.591	56.692	35.523	31.797	22.579	220.9	1	2:45.674	1:02.135	38.411	39.158	25.970	164.6	
2	1:55.728	32.630	32.266	30.077	20.755	218.6	2	1:59.950	33.275	35.689	30.461	20.525	220.4	
3	1:53.053	31.575	31.615	29.539	20.324	225.9	3	1:56.333	31.678	34.377	29.990	20.288	223.6	
4	1:52.718	31.452	31.523	29.404	20.339	224.5	4	1:52.472	31.547	31.635	29.209	20.081	222.7	
5	1:52.873	31.284	31.303	30.094	20.192	225.0	5	1:52.082	31.352	31.495	29.176	20.059	223.6	
6	1:52.083	31.174	31.424	29.196	20.289	225.5	6	<b>1:51.991</b>	<b>31.225</b>	31.528	29.183	<b>20.055</b>	222.7	
7	1:52.012	<b>31.040</b>	31.262	29.461	20.249	225.0	7	1:52.249	31.260	31.466	29.318	20.205	222.7	
8	<b>1:51.824</b>	31.266	<b>31.246</b>	<b>29.187</b>	<b>20.125</b>	225.5	8	1:52.010	31.345	<b>31.434</b>	<b>29.166</b>	20.065	223.6	
<b>8</b>	<b>NICOLAS BAERT</b> BEL							<b>20</b>	<b>IVAN NOSOV</b> RUS					
MP MOTORSPORT							DRIVEX SCHOOL							
1	2:37.931	1:03.670	37.342	34.310	22.609	182.7	1	2:53.439	1:12.239	37.636	39.791	23.773	166.4	
2	2:04.174	32.146	37.774	33.644	20.610	216.9	2	1:56.153	32.397	32.396	30.597	20.763	220.4	
3	1:52.972	31.462	31.564	29.410	20.536	225.0	3	1:56.203	33.421	32.181	30.031	20.570	220.9	
4	1:54.667	31.868	31.623	29.568	21.608	198.9	4	1:53.638	31.822	31.871	29.465	20.480	220.0	
5	1:52.351	31.248	<b>31.468</b>	29.309	20.326	224.1	5	1:53.029	31.597	31.793	29.418	20.221	221.3	
6	2:05.732	31.596	36.482	36.392	21.262	203.8	6	<b>1:52.451</b>	<b>31.139</b>	31.779	<b>29.292</b>	20.241	220.0	
7	1:52.330	31.334	31.478	<b>29.299</b>	20.219	224.1	7	1:52.786	31.439	31.805	29.339	<b>20.203</b>	220.4	
8	<b>1:52.125</b>	<b>31.167</b>	31.508	29.330	<b>20.120</b>	223.6	8	1:52.716	31.513	<b>31.653</b>	29.328	20.222	220.9	
<b>11</b>	<b>ARTEM LOBANENKO</b> RUS							<b>22</b>	<b>BELÉN GARCÍA</b> ESP					
DRIVEX SCHOOL							GLOBAL RACING SERVICE							
1	2:35.044	1:07.982	34.022	32.187	20.853	212.2	1	2:29.996	56.342	37.720	33.761	22.173	217.3	
2	1:56.874	32.008	32.060	32.395	20.411	220.9	2	2:00.475	34.957	33.413	30.981	21.124	220.9	
3	1:53.773	31.584	31.789	30.046	20.354	222.7	3	1:56.220	32.348	32.237	30.847	20.788	224.1	
4	1:53.018	31.610	31.439	29.528	20.441	220.4	4	1:55.200	31.965	31.904	30.469	20.862	222.2	
5	1:52.544	31.374	31.417	29.405	20.348	220.4	5	1:54.527	32.245	<b>31.803</b>	29.774	20.705	221.3	
6	1:52.468	<b>31.205</b>	31.590	29.452	20.221	220.4	6	1:54.100	31.961	31.845	29.622	20.672	220.9	
7	1:52.327	31.270	<b>31.344</b>	29.359	20.354	220.0	7	1:53.980	31.867	31.830	29.618	20.665	220.9	
8	<b>1:52.109</b>	31.322	31.386	<b>29.251</b>	<b>20.150</b>	220.9	8	<b>1:53.840</b>	<b>31.784</b>	31.858	<b>29.581</b>	<b>20.617</b>	221.8	
<b>12</b>	<b>RASHED GHANEM</b> LBN							<b>26</b>	<b>RAFAEL VILLANUEVA</b> ESP					
DRIVEX SCHOOL							MP MOTORSPORT							
1	2:59.494	1:29.590	34.551	32.568	22.785	187.5	1	2:38.650	1:06.447	36.135	33.963	22.105	188.5	
2	2:00.608	34.452	33.761	31.486	20.909	214.7	2	1:55.056	32.214	32.391	30.069	20.382	221.8	
3	1:53.454	31.858	31.849	29.450	20.297	222.7	3	1:53.668	31.878	31.786	29.648	20.356	225.0	
4	1:52.474	31.451	31.614	<b>29.112</b>	20.297	221.3	4	1:53.714	31.909	31.758	29.791	20.256	222.7	
5	1:53.229	31.345	31.455	30.166	20.263	221.8	5	1:52.868	31.659	31.657	<b>29.370</b>	<b>20.182</b>	222.7	
6	<b>1:52.097</b>	<b>31.277</b>	<b>31.329</b>	29.316	20.175	220.9	6	<b>1:52.717</b>	31.513	<b>31.497</b>	29.520	20.187	222.7	
7	1:52.181	31.300	31.528	29.177	20.176	221.3	7	1:52.905	<b>31.449</b>	31.612	29.486	20.358	223.1	
8	1:52.191	31.303	31.557	29.182	<b>20.149</b>	222.2	8	1:52.789	31.454	31.732	29.408	20.195	225.5	



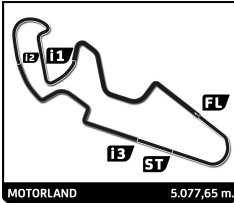


# ENTRENAMIENTO CRONOMETRADO 1

## Sector Analysis

■ Personal Best    
 ■ Session Best    
 B Crossing the finish line in the pit lane

Lap	Time	Sector 1	Sector 2	Sector 3	Sector 4	T.Sp'd	Lap	Time	Sector 1	Sector 2	Sector 3	Sector 4	T.Sp'd	
<b>27</b>	<b>NEREA MARTI</b>						ESP							
FORMULA DE CAMPEONES - PRAGA F4														
1	2:27.128	54.183	36.015	33.410	23.520	213.0								
2	2:00.574	34.854	33.792	30.912	21.016	220.9								
3	1:56.490	32.568	32.348	30.969	20.605	224.1								
4	1:54.970	32.101	31.930	29.990	20.949	220.0								
5	1:53.681	31.866	31.870	29.615	20.330	221.3								
6	1:53.152	31.547	31.773	29.541	20.291	221.8								
7	1:53.131	31.617	31.645	29.457	20.412	221.8								
8	1:52.814	31.560	31.726	29.319	20.209	222.7								
<b>33</b>	<b>CARLES MARTINEZ</b>						ESP							
FORMULA DE CAMPEONES - PRAGA F4														
1	2:29.523	55.726	37.834	33.766	22.197	216.4								
2	1:59.875	34.914	33.571	30.763	20.627	222.2								
3	1:54.146	31.750	31.854	30.094	20.448	224.1								
4	1:52.969	31.544	31.567	29.581	20.277	222.2								
5	1:52.315	31.339	31.532	29.246	20.198	223.6								
6	1:52.025	31.255	31.424	29.146	20.200	223.6								
7	1:51.755	31.230	31.341	29.023	20.161	223.6								
8	1:51.632	31.216	31.215	29.126	20.075	223.6								
<b>34</b>	<b>SHIHAB AL HABSI</b>						OMN							
XCEL MOTORSPORT														
1	3:08.683	1:42.126	33.348	31.336	21.873	163.6								
2	1:59.392	32.696	33.155	32.806	20.735	211.8								
3	1:52.535	31.635	31.516	29.272	20.112	223.6								
4	1:51.722	31.134	31.344	29.145	20.099	223.6								
5	1:51.313	31.006	31.296	29.027	19.984	224.1								
6	1:51.241	30.972	31.288	29.097	19.884	223.6								
7	1:51.834	30.985	31.340	29.435	20.074	223.6								
8	2:00.209	B	31.149	31.361	29.412	28.287	223.1							
<b>43</b>	<b>FRANCO COLAPINTO</b>						ARG							
DRIVEX SCHOOL														
1	3:05.771	1:35.301	34.475	32.331	23.664	151.7								
2	2:00.529	33.065	34.971	32.122	20.371	222.7								
3	2:01.516	37.514	33.608	30.103	20.291	224.5								
4	1:51.932	31.318	31.299	29.212	20.103	224.1								
5	1:51.388	31.207	31.179	29.003	19.999	224.1								
6	1:51.322	31.099	31.116	29.037	20.070	224.5								
7	1:54.974	31.287	33.127	30.313	20.247	222.7								
8	1:51.532	31.103	31.131	29.151	20.147	223.1								
<b>44</b>	<b>KILLIAN MEYER</b>						ESP							
FORMULA DE CAMPEONES - PRAGA F4														
1	2:26.361	51.927	37.545	33.544	23.345	218.2								
2	2:00.996	35.290	33.873	30.595	21.238	223.1								
3	1:53.370	31.985	31.778	29.307	20.300	225.0								
4	1:52.039	31.483	31.216	29.157	20.183	223.6								
5	1:51.412	31.284	31.040	29.077	20.011	224.1								
6	1:51.335	31.037	31.083	29.161	20.054	224.1								
7	1:51.051	31.131	30.985	28.921	20.014	224.5								
8	1:53.789	31.259	31.211	31.234	20.085	224.1								



# CARRERA 1 (25' +1 Lap)

## Final Starting Grid

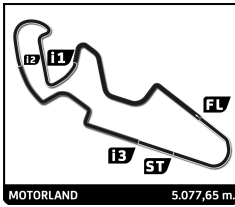
<b>IRINA SIDORKOVA</b>	DRIVEX SCHOOL	5	- 8 -		
1:52.814	FORMULA DE CAMPEONES - PRAGA	27	- 7 -	22	GLOBAL RACING SERVICE <b>BELEN GARCIA</b> 1:53.840
<b>NEREA MARTI</b>	F4			26	MP MOTORSPORT <b>RAFAEL VILLANUEVA</b> 1:52.717
1:52.451	DRIVEX SCHOOL	20	- 6 -	8	MP MOTORSPORT <b>NICOLAS BAERT</b> 1:52.125
<b>IVAN NOSOV</b>				12	DRIVEX SCHOOL <b>RASHED GHANEM</b> 1:52.097
1:52.109	DRIVEX SCHOOL	11	- 5 -	7	G4 RACING <b>AXEL GNOS</b> 1:51.824
<b>ARTEM LOBANENKO</b>				13	MP MOTORSPORT <b>TIJMEN VAN DER HELM</b> 1:51.558
1:51.991	MP MOTORSPORT	16	- 4 -	43	DRIVEX SCHOOL <b>FRANCO COLAPINTO</b> 1:51.322
<b>GLENN VAN BERLO</b>					
1:51.632	FORMULA DE CAMPEONES - PRAGA	33	- 3 -		
<b>CARLES MARTINEZ</b>	F4				
1:51.412	FORMULA DE CAMPEONES - PRAGA	44	- 2 -		
<b>KILLIAN MEYER</b>	F4				
1:51.241	XCEL MOTORSPORT	34	- 1 -		
<b>SHIHAB AL HABSI</b>					



**Pole**

Published at: .....

<b>Stewards:</b>	<b>Timekeeper:</b>



## CARRERA 1 (25' +1 Lap)

### Final Classification

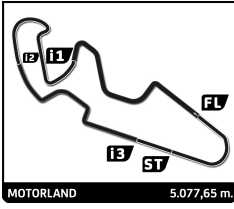
Nr Driver	Nat Team	Car	Cl.	Laps	Total Time	Gap	Kph	Best Lap		
								Lap	Time	Kph
1 43 FRANCO COLAPINTO	ARG DRIVEX SCHOOL		R	15	<b>28:12.044</b>	-	162.0	5	<b>1:52.009</b>	163.2
2 44 KILLIAN MEYER	ESP FORMULA DE CAMPEONES - PRAGA F4		R	15	<b>28:14.446</b>	+2.402	161.8	8	<b>1:51.906</b>	163.3
3 34 SHIHAB AL HABSI	OMN XCEL MOTORSPORT			15	<b>28:16.344</b>	+4.300	161.6	8	<b>1:52.042</b>	163.1
4 16 GLENN VAN BERLO	NLD MP MOTORSPORT		R	15	<b>28:25.599</b>	+13.555	160.7	5	<b>1:52.591</b>	162.3
5 33 CARLES MARTINEZ	ESP FORMULA DE CAMPEONES - PRAGA F4		R	15	<b>28:25.836</b>	+13.792	160.7	10	<b>1:52.539</b>	162.4
6 7 AXEL GNOS	CHE G4 RACING		R	15	<b>28:27.128</b>	+15.084	160.6	7	<b>1:52.073</b>	163.1
7 13 TIJMEN VAN DER HELM	NLD MP MOTORSPORT		R	15	<b>28:27.542</b>	+15.498	160.6	8	<b>1:52.522</b>	162.4
8 8 NICOLAS BAERT	BEL MP MOTORSPORT		R	15	<b>28:29.515</b>	+17.471	160.4	3	<b>1:53.105</b>	161.6
9 11 ARTEM LOBANENKO	RUS DRIVEX SCHOOL			15	<b>28:29.579</b>	+17.535	160.4	5	<b>1:52.983</b>	161.8
10 12 RASHED GHANEM	LBN DRIVEX SCHOOL			15	<b>28:31.423</b>	+19.379	160.2	10	<b>1:52.837</b>	162.0
11 26 RAFAEL VILLANUEVA	ESP MP MOTORSPORT			15	<b>28:34.244</b>	+22.200	159.9	10	<b>1:52.873</b>	161.9
12 20 IVAN NOSOV	RUS DRIVEX SCHOOL		R	15	<b>28:37.590</b>	+25.546	159.6	6	<b>1:53.378</b>	161.2
13 5 IRINA SIDORKOVA	RUS DRIVEX SCHOOL		R / F	15	<b>28:38.769</b>	+26.725	159.5	8	<b>1:52.995</b>	161.8
14 27 NEREA MARTI	ESP FORMULA DE CAMPEONES - PRAGA F4		R / F	15	<b>28:39.144</b>	+27.100	159.5	10	<b>1:53.339</b>	161.3
15 22 BELEN GARCIA	ESP GLOBAL RACING SERVICE		R / F	15	<b>28:57.075</b>	+45.031	157.8	4	<b>1:53.933</b>	160.4

<b>Pole Position:</b>	SHIHAB AL HABSI	<b>1:51.241</b>	164.3 Kph
<b>Fastest Lap:</b>	Lap8 KILLIAN MEYER	<b>1:51.906</b>	163.3 Kph

Published at: .....

Track Status: **DRY**

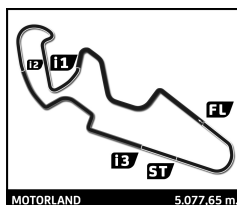
<b>Stewards:</b>	<b>Timekeeper:</b>
------------------	--------------------



# CARRERA 1

## Lap Chart

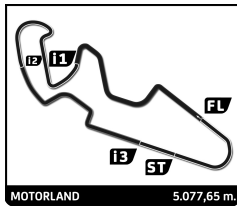
Nr	Pos	Grid	Lap														
			1	2	3	4	5	6	7	8	9	10	11	12	13	14	15
34	1	34	43	34	34	34	34	34	34	34	34	34	34	43	43	43	43
43	2	43	34	43	43	43	43	43	43	43	43	43	43	34	44	44	44
44	3	44	44	44	44	44	44	44	44	44	44	44	44	44	34	34	34
13	4	13	33	33	16	16	16	16	16	16	16	16	16	16	16	16	16
33	5	33	16	16	33	33	33	33	33	33	33	33	33	7	7	33	33
7	6	7	13	13	13	13	13	7	7	7	7	7	7	33	33	7	7
16	7	16	7	7	7	7	7	13	13	13	13	13	13	13	13	13	13
12	8	12	11	11	11	11	11	11	11	11	8	8	8	8	8	8	8
11	9	11	12	8	8	8	8	8	8	8	11	11	11	11	11	11	11
8	10	8	8	12	12	12	12	12	12	12	12	12	12	26	12	12	12
20	11	20	20	20	26	26	26	26	26	26	26	26	26	12	26	26	26
26	12	26	26	26	26	20	20	20	20	20	20	20	20	20	20	20	20
27	13	27	27	27	27	27	27	27	27	27	27	27	27	27	27	5	5
22	14	22	5	22	5	5	5	5	5	5	5	5	5	5	5	27	27
5	15	5	22	5	22	22	22	22	22	22	22	22	22	22	22	22	22



## CARRERA 1

### Best Sector Times

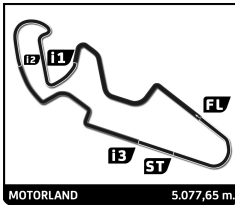
Sector 1			Sector 2			Sector 3			Sector 4			Pos	Nr	Ideal Lap	Best Lap	
Pos	Nr	Driver	Time	Nr	Driver	Time	Nr	Driver	Time	Nr	Driver					Time
1	43	F.COLAPINTO	31.221	43	F.COLAPINTO	31.263	43	F.COLAPINTO	29.178	44	K.MEYER	19.885	1	43	1:51.687	1:52.009 (2)
2	34	S.AL HABSI	31.235	44	K.MEYER	31.340	16	G.VAN BERLO	29.224	7	A.GNOS	19.961	2	44	1:51.712	1:51.906 (1)
3	44	K.MEYER	31.253	7	A.GNOS	31.347	34	S.AL HABSI	29.230	34	S.AL HABSI	19.983	3	34	1:51.844	1:52.042 (3)
4	7	A.GNOS	31.373	34	S.AL HABSI	31.396	44	K.MEYER	29.234	5	I.SIDORKOVA	20.003	4	7	1:52.065	1:52.073 (4)
5	13	T.VAN DER HELM	31.374	11	A.LOBANENKO	31.514	13	T.VAN DER HELM	29.271	43	F.COLAPINTO	20.025	5	13	1:52.272	1:52.522 (5)
6	16	G.VAN BERLO	31.401	13	T.VAN DER HELM	31.522	33	C.MARTINEZ	29.292	26	R.VILLANUEVA	20.050	6	33	1:52.409	1:52.539 (6)
7	5	I.SIDORKOVA	31.443	33	C.MARTINEZ	31.537	11	A.LOBANENKO	29.303	8	N.BAERT	20.069	7	16	1:52.428	1:52.591 (7)
8	33	C.MARTINEZ	31.444	12	R.GHANEM	31.554	7	A.GNOS	29.384	11	A.LOBANENKO	20.084	8	11	1:52.429	1:52.983 (10)
9	8	N.BAERT	31.484	16	G.VAN BERLO	31.651	12	R.GHANEM	29.423	27	N.MARTI	20.088	9	12	1:52.608	1:52.837 (8)
10	20	I.NOSOV	31.485	8	N.BAERT	31.678	8	N.BAERT	29.455	12	R.GHANEM	20.098	10	5	1:52.620	1:52.995 (11)
11	26	R.VILLANUEVA	31.520	26	R.VILLANUEVA	31.697	5	I.SIDORKOVA	29.475	13	T.VAN DER HELM	20.105	11	8	1:52.686	1:53.105 (12)
12	11	A.LOBANENKO	31.528	5	I.SIDORKOVA	31.699	26	R.VILLANUEVA	29.539	33	C.MARTINEZ	20.136	12	26	1:52.806	1:52.873 (9)
13	12	R.GHANEM	31.533	27	N.MARTI	31.733	22	B.GARCIA	29.598	16	G.VAN BERLO	20.152	13	27	1:53.115	1:53.339 (13)
14	27	N.MARTI	31.687	20	I.NOSOV	31.818	27	N.MARTI	29.607	20	I.NOSOV	20.268	14	20	1:53.212	1:53.378 (14)
15	22	B.GARCIA	31.793	22	B.GARCIA	31.961	20	I.NOSOV	29.641	22	B.GARCIA	20.433	15	22	1:53.785	1:53.933 (15)



## CARRERA 1

### Best Top Speed

Nr Driver	Team	Class	Top 1		Top 2		Top 3		Top 4		Top 5		Avg	
			Kph	Lap	Kph	Lap	Kph	Lap	Kph	Lap	Kph	Lap		
7	AXEL GNOS	G4 RACING	R	<b>231.3</b>	11	229.8	4	229.8	5	229.3	7	229.3	10	229,9
8	NICOLAS BAERT	MP MOTORSPORT	R	<b>229.8</b>	8	228.3	3	228.3	4	226.9	7	226.4	14	227,9
16	GLENN VAN BERLO	MP MOTORSPORT	R	<b>229.8</b>	3	225.0	2	225.0	5	224.5	14	224.5	4	225,8
13	TIJMEN VAN DER HELM	MP MOTORSPORT	R	<b>228.8</b>	14	227.8	3	227.4	15	227.4	4	227.4	5	227,8
5	IRINA SIDORKOVA	DRIVEX SCHOOL	R / F	<b>228.8</b>	10	227.8	1	226.4	13	226.4	9	225.9	14	227,1
12	RASHED GHANEM	DRIVEX SCHOOL		<b>228.8</b>	5	226.9	8	226.9	10	226.9	12	226.9	13	227,3
33	CARLES MARTINEZ	FORMULA DE CAMPEONES - PRAGA F4	R	<b>228.8</b>	11	226.9	14	226.4	15	226.4	13	226.4	10	227,0
44	KILLIAN MEYER	FORMULA DE CAMPEONES - PRAGA F4	R	<b>228.8</b>	5	228.3	12	228.3	10	228.3	4	227.8	8	228,3
43	FRANCO COLAPINTO	DRIVEX SCHOOL	R	<b>227.8</b>	10	225.9	8	225.9	14	225.9	4	225.9	5	226,3
11	ARTEM LOBANENKO	DRIVEX SCHOOL		<b>227.4</b>	15	226.9	3	226.4	5	225.9	14	225.9	10	226,5
34	SHIHAB AL HABSI	XCEL MOTORSPORT		<b>227.4</b>	13	226.9	1	226.9	14	226.9	12	225.5	11	226,7
26	RAFAEL VILLANUEVA	MP MOTORSPORT		<b>226.9</b>	11	226.4	10	225.9	8	225.9	3	225.0	14	226,0
27	NEREA MARTI	FORMULA DE CAMPEONES - PRAGA F4	R / F	<b>226.4</b>	8	226.4	13	226.4	14	225.9	11	225.9	10	226,2
22	BELEN GARCIA	GLOBAL RACING SERVICE	R / F	<b>225.0</b>	4	224.5	3	224.5	13	224.1	14	223.6	11	224,3
20	IVAN NOSOV	DRIVEX SCHOOL	R	<b>224.1</b>	5	224.1	10	223.6	14	223.6	4	223.6	6	223,8

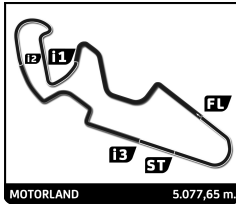


## CARRERA 1

### Leader Sequence by Class

Nr	Driver	Team	Car	Start Lap	End Lap	Laps	Total Laps
<b>R</b>							
34	SHIHAB AL HABSI	XCEL MOTORSPORT		1	15	15	15
<b>R</b>							
43	FRANCO COLAPINTO	DRIVEX SCHOOL		1	15	15	15
<b>R / F</b>							
27	NEREA MARTI	FORMULA DE CAMPEONES - PRAGA F4		1	13	13	13
5	IRINA SIDORKOVA	DRIVEX SCHOOL		14	15	2	2

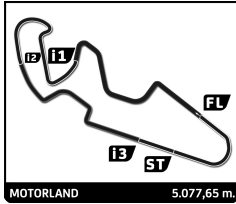




## CARRERA 1

### Fastest Lap Sequence

Elapsed	Nr Driver	Team	Car	Class	Time	Kph	Lap
3:48.648	<b>34 SHIHAB AL HABSI</b>	XCEL MOTORSPORT			<b>1:52.780</b>	162.1	2
5:40.967	<b>34 SHIHAB AL HABSI</b>	XCEL MOTORSPORT			<b>1:52.319</b>	162.7	3
5:41.864	<b>43 FRANCO COLAPINTO</b>	DRIVEX SCHOOL		R	<b>1:52.261</b>	162.8	3
5:42.181	<b>44 KILLIAN MEYER</b>	FORMULA DE CAMPEONES - PRAGA F4		R	<b>1:52.101</b>	163.0	3
9:26.144	<b>43 FRANCO COLAPINTO</b>	DRIVEX SCHOOL		R	<b>1:52.009</b>	163.2	5
15:02.783	<b>44 KILLIAN MEYER</b>	FORMULA DE CAMPEONES - PRAGA F4		R	<b>1:51.906</b>	163.3	8

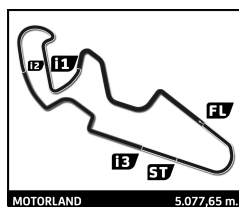


## CARRERA 1

### Analysis by lap

Lapped ■

Nr	Lap Time	Gap	Nr	Lap Time	Gap	Nr	Lap Time	Gap	Nr	Lap Time	Gap	Nr	Lap Time	Gap			
<b>Lap 1</b>																	
43	1:55.702	0.000	44	1:52.181	1.226	13	1:52.596	10.250	26	1:52.873	15.840	22	1:55.452	39.746			
34	1:55.868	0.166	16	1:52.635	4.986	11	1:53.232	11.141	20	1:53.485	18.948				<b>Lap 14</b>		
44	1:56.586	0.884	33	1:53.194	5.806	8	1:53.149	11.381	27	1:53.339	19.127	43	1:52.943		44	1:52.913	2.686
33	1:57.831	2.129	13	1:53.520	6.190	12	1:52.951	11.838	5	1:53.264	19.308	34	1:53.381	3.625	16	1:54.157	12.726
16	1:58.608	2.906	7	1:53.291	6.447	26	1:53.122	12.982	22	1:55.127	32.139	33	1:54.395	13.285	7	1:55.696	14.330
13	1:59.162	3.460	11	1:53.768	7.126	20	1:53.924	15.071	<b>Lap 11</b>			13	1:55.473	14.646	8	1:53.474	15.653
7	1:59.510	3.808	8	1:53.691	7.488	27	1:53.448	15.681	34	1:53.653		11	1:53.023	16.118	12	1:53.345	18.542
11	1:59.945	4.243	12	1:53.047	7.863	5	1:53.049	16.485	43	1:53.633	0.135	26	1:55.426	20.770	20	1:54.205	23.930
12	2:00.422	4.720	26	1:53.577	10.249	22	1:55.089	23.665	44	1:53.606	0.400	5	1:53.958	24.236	27	1:54.358	24.613
8	2:00.584	4.882	20	1:54.331	10.884	<b>Lap 8</b>			12	1:54.381	15.643	22	1:55.706	42.509			
20	2:01.064	5.362	27	1:54.278	11.645	34	1:52.042		33	1:53.031	8.564	<b>Lap 15</b>					
26	2:01.547	5.845	5	1:53.852	13.238	43	1:52.031	0.535	7	1:53.018	8.845	43	1:53.034				
27	2:01.897	6.195	22	1:53.933	13.852	44	1:51.906	0.947	8	1:53.342	14.192	44	1:52.750	2.402			
5	2:02.256	6.554	<b>Lap 5</b>			16	1:53.058	7.691	11	1:54.148	15.198	34	1:53.709	4.300			
22	2:02.888	7.186	34	1:52.181		33	1:53.186	8.552	12	1:54.381	15.643	16	1:53.863	13.555			
<b>Lap 2</b>																	
34	1:52.780		43	1:52.009	0.827	7	1:53.346	8.859	26	1:53.494	15.681	27	1:54.511	19.985	5	1:54.757	20.412
43	1:53.901	0.955	44	1:52.032	1.077	13	1:52.522	10.730	20	1:53.494	15.681	5	1:54.757	20.412	22	1:55.544	34.030
44	1:53.494	1.432	16	1:52.591	5.396	11	1:53.645	12.744	27	1:54.535	19.830	<b>Lap 12</b>					
33	1:54.153	3.336	33	1:52.883	6.508	8	1:53.503	12.842	20	1:54.535	19.830	43	1:52.880				
16	1:53.622	3.582	13	1:53.204	7.213	12	1:53.193	12.989	34	1:53.548	0.533	34	1:53.548	0.533			
13	1:53.528	4.042	7	1:53.045	7.311	26	1:53.354	14.294	44	1:53.366	0.751	7	1:53.788	15.084			
7	1:53.480	4.342	11	1:52.983	7.928	20	1:53.656	16.685	16	1:54.421	9.758	13	1:53.886	15.498			
11	1:53.269	4.566	8	1:53.396	8.703	27	1:53.393	17.032	7	1:54.223	10.053	8	1:54.852	17.471			
8	1:53.244	5.180	12	1:53.153	8.835	5	1:52.995	17.438	33	1:55.006	10.555	11	1:54.451	17.535			
12	1:54.029	5.803	26	1:53.189	11.257	22	1:55.193	26.816	13	1:53.232	11.420	12	1:53.871	19.379			
20	1:54.195	6.611	20	1:53.543	12.246	<b>Lap 9</b>			8	1:53.265	14.442	26	1:54.464	22.200			
26	1:53.986	6.885	27	1:53.813	13.277	34	1:52.283		11	1:53.182	15.365	20	1:54.650	25.546			
27	1:54.433	7.682	5	1:53.375	14.432	43	1:52.198	0.450	26	1:53.830	16.496	5	1:55.523	26.725			
22	1:55.062	9.302	22	1:54.483	16.154	44	1:52.054	0.718	7	1:54.223	10.053	27	1:55.521	27.100			
5	1:55.812	9.420	<b>Lap 6</b>			16	1:53.054	8.462	22	1:55.990	37.005	22	1:55.556	45.031			
<b>Lap 3</b>																	
34	1:52.319		34	1:52.147		33	1:52.947	9.216	<b>Lap 13</b>								
43	1:52.261	0.897	43	1:52.123	0.803	7	1:53.035	9.611	43	1:52.711		44	1:54.676	2.716			
44	1:52.101	1.214	44	1:52.326	1.256	13	1:52.638	11.085	34	1:55.365	3.187	34	1:55.365	3.187			
16	1:53.257	4.520	16	1:52.831	6.080	8	1:53.228	13.787	16	1:54.465	11.512	7	1:54.235	11.577			
33	1:53.764	4.781	33	1:52.680	7.041	11	1:53.598	14.059	33	1:53.989	11.833	13	1:53.407	12.116			
13	1:53.116	4.839	7	1:52.648	7.812	12	1:53.941	14.647	8	1:53.391	15.122	8	1:53.391	15.122			
7	1:53.302	5.325	13	1:54.918	9.984	26	1:53.525	15.536	11	1:53.384	16.038	11	1:53.384	16.038			
11	1:53.280	5.527	11	1:54.458	10.239	20	1:53.630	18.032	12	1:54.196	18.140	12	1:54.196	18.140			
8	1:53.105	5.966	8	1:54.006	10.562	27	1:53.608	18.357	26	1:54.502	18.287	26	1:54.502	18.287			
12	1:53.501	6.985	12	1:54.529	11.217	5	1:53.458	18.613	20	1:54.156	22.668	20	1:54.156	22.668			
20	1:54.430	8.722	26	1:53.080	12.190	22	1:55.048	29.581	27	1:54.357	23.198	27	1:54.357	23.198			
26	1:54.275	8.841	20	1:53.378	13.477	<b>Lap 10</b>			5	1:54.216	23.221						
27	1:54.173	9.536	27	1:53.433	14.563	34	1:52.569		<b>Lap 7</b>								
5	1:54.454	11.555	5	1:53.481	15.766	43	1:52.274	0.155	34	1:52.330							
22	1:55.105	12.088	22	1:56.899	20.906	44	1:52.298	0.447	43	1:52.073	0.546						
<b>Lap 4</b>																	
34	1:52.169		<b>Lap 8</b>			16	1:52.869	8.762	44	1:52.157	1.083						
43	1:52.271	0.999	34	1:52.073	7.555	33	1:52.539	9.186	16	1:52.925	6.675						
<b>Lap 9</b>																	
43	1:52.073	0.546	44	1:52.073	7.555	7	1:52.438	9.480	33	1:52.697	7.408						
44	1:52.073	0.546	<b>Lap 14</b>			13	1:53.079	11.595	7	1:52.073	7.555						
44	1:52.073	0.546	34	1:52.943		8	1:53.285	14.503	11	1:53.213	14.703						
44	1:52.073	0.546	44	1:52.913	2.686	11	1:53.213	14.703	12	1:52.837	14.915						
44	1:52.073	0.546	34	1:53.381	3.625	12	1:52.837	14.915	<b>Lap 15</b>								
44	1:52.073	0.546	16	1:54.157	12.726	<b>Lap 11</b>			43	1:53.034							
44	1:52.073	0.546	33	1:54.395	13.285	34	1:53.653		44	1:52.750	2.402						
44	1:52.073	0.546	7	1:55.696	14.330	43	1:53.633	0.135	34	1:53.709	4.300						
44	1:52.073	0.546	13	1:55.473	14.646	44	1:53.606	0.400	16	1:53.863	13.555						
44	1:52.073	0.546	8	1:53.474	15.653	33	1:53.031	8.564	33	1:53.541	13.792						
44	1:52.073	0.546	11	1:53.023	16.118	7	1:53.018	8.845	7	1:53.788	15.084						
44	1:52.073	0.546	12	1:53.345	18.542	8	1:53.342	14.192	13	1:53.886	15.498						
44	1:52.073	0.546	26	1:55.426	20.770	11	1:54.148	15.198	8	1:54.852	17.471						
44	1:52.073	0.546	20	1:54.205	23.930	12	1:54.381	15.643	11	1:54.451	17.535						
44	1:52.073	0.546	5	1:53.958	24.236	26	1:53.494	15.681	12	1:53.871	19.379						
44	1:52.073	0.546	27	1:54.358	24.613	20	1:54.535	19.830	26	1:54.464	22.200						
44	1:52.073	0.546	22	1:55.706	42.509	27	1:54.511	19.985	20	1:54.650	25.546						
44	1:52.073	0.546	<b>Lap 12</b>			5	1:54.757	20.412	5	1:55.523	26.725						
44	1:52.073	0.546	43	1:52.880		22	1:55.544	34.030	27	1:55.521	27.100						
44	1:52.073	0.546	34	1:53.548	0.533	<b>Lap 13</b>			22	1:55.556	45.031						
44	1:52.073	0.546	44	1:53.366	0.751	43	1:52.711		<b>Lap 14</b>								
44	1:52.073	0.546	16	1:54.421	9.758	34	1:53.548	0.533	43	1:52.943							
44	1:52.073	0.546	7	1:54.223	10.053	44	1:53.366	0.751	44	1:52.913	2.686						
44	1:52.073	0.546	33	1:55.006	10.555	7	1:54.223	10.053	34	1:53.381	3.625						
44	1:52.073	0.546	13	1:53.232	11.420	33	1:55.006	10.555	16	1:54.157	12.726						
44	1:52.073	0.546	8	1:53.265	14.442	13	1:53.232	11.420	33	1:54.395	13.285						
44	1:52.073	0.546	11	1:53.182	15.365	8	1:53.265	14.442	7	1:55.696	14.330						
44	1:52.073	0.546	26	1:53.830	16.496	26	1:53.265	14.442	13	1:55.473	14.646						
44	1:52.073	0.546	12	1:54.027	16.655	11	1:53.182	15.365	8	1:53.474	15.653						
44	1:52.073	0.546	20	1:54.408	21.223	7	1:54.223	10.053	11	1:53.023	16.118						
44	1:52.073	0.546	27	1:54.582	21.552	26	1:53.494	15.681	12	1:53.345	18.542						

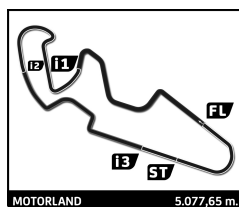


## CARRERA 1

### Sector Analysis

■ Personal Best    
 ■ Session Best    
 ■ Crossing the finish line in the pit lane

Lap	Time	Sector 1	Sector 2	Sector 3	Sector 4	T.Sp	Lap	Time	Sector 1	Sector 2	Sector 3	Sector 4	T.Sp	
<b>5</b>	<b>IRINA SIDORKOVA</b> RUS							<b>11</b>	<b>ARTEM LOBANENKO</b> RUS					
	DRIVEX SCHOOL							DRIVEX SCHOOL						
1	2:02.256	38.218	33.119	30.272	20.647	227.8	1	1:59.945	36.524	33.044	29.944	20.433	222.7	
2	1:55.812	32.259	32.175	30.447	20.931	216.9	2	1:53.269	31.795	31.816	29.574	20.084	223.6	
3	1:54.454	32.396	32.043	29.622	20.393	222.7	3	1:53.280	31.588	31.914	29.586	20.192	226.9	
4	1:53.852	31.810	32.155	29.637	20.250	222.2	4	1:53.768	31.919	31.896	29.668	20.285	224.1	
5	1:53.375	31.613	31.882	29.492	20.388	224.5	5	1:52.983	31.528	31.907	29.303	20.245	226.4	
6	1:53.481	31.737	31.906	29.475	20.363	222.7	6	1:54.458	31.663	31.514	30.609	20.672	219.5	
7	1:53.049	31.557	31.699	29.554	20.239	224.1	7	1:53.232	31.647	31.766	29.478	20.341	223.1	
8	1:52.995	31.443	31.823	29.573	20.156	225.9	8	1:53.645	31.959	31.650	29.559	20.477	223.1	
9	1:53.458	31.698	31.999	29.684	20.077	226.4	9	1:53.598	32.203	31.559	29.676	20.160	224.1	
10	1:53.264	31.763	32.005	29.493	20.003	228.8	10	1:53.213	31.564	31.772	29.678	20.199	225.9	
11	1:54.757	32.484	32.188	29.880	20.205	225.9	11	1:54.148	31.730	31.789	30.091	20.538	222.2	
12	1:54.319	32.436	32.060	29.669	20.154	225.9	12	1:53.182	31.706	31.748	29.449	20.279	223.1	
13	1:54.216	32.140	32.029	29.730	20.317	226.4	13	1:53.384	31.832	31.648	29.677	20.227	223.6	
14	1:53.958	31.988	31.995	29.719	20.256	225.9	14	1:53.023	31.590	31.759	29.531	20.143	225.9	
15	1:55.523	32.052	32.663	30.232	20.576	221.3	15	1:54.451	31.528	31.704	30.529	20.690	227.4	
<b>7</b>	<b>AXEL GNOS</b> CHE							<b>12</b>	<b>RASHED GHANEM</b> LBN					
	G4 RACING							DRIVEX SCHOOL						
1	1:59.510	36.065	32.852	30.238	20.355	226.9	1	2:00.422	36.298	33.442	30.180	20.502	223.1	
2	1:53.480	31.617	31.715	29.911	20.237	227.4	2	1:54.029	32.396	31.778	29.486	20.369	223.6	
3	1:53.302	31.642	31.619	29.862	20.179	226.4	3	1:53.501	31.810	31.883	29.542	20.266	223.1	
4	1:53.291	31.929	31.684	29.634	20.044	229.8	4	1:53.047	31.691	31.703	29.435	20.218	225.5	
5	1:53.045	31.505	32.134	29.445	19.961	229.8	5	1:53.153	31.559	31.765	29.474	20.355	228.8	
6	1:52.648	31.504	31.479	29.543	20.122	225.0	6	1:54.529	32.634	31.554	30.002	20.339	222.7	
7	1:52.073	31.373	31.347	29.384	19.969	229.3	7	1:52.951	31.674	31.700	29.426	20.151	225.9	
8	1:53.346	32.249	31.422	29.607	20.068	228.3	8	1:53.193	31.803	31.755	29.537	20.098	226.9	
9	1:53.035	31.805	31.596	29.584	20.050	226.9	9	1:53.941	32.477	31.677	29.563	20.224	224.5	
10	1:52.438	31.497	31.452	29.460	20.029	229.3	10	1:52.837	31.533	31.748	29.423	20.133	226.9	
11	1:53.018	31.622	31.693	29.540	20.163	231.3	11	1:54.381	31.899	31.810	29.773	20.899	225.9	
12	1:54.223	32.034	32.368	29.597	20.224	227.8	12	1:54.027	32.506	31.821	29.568	20.132	226.9	
13	1:54.235	31.592	31.513	30.675	20.455	223.6	13	1:54.196	32.300	31.993	29.690	20.213	226.9	
14	1:55.696	32.562	32.790	30.016	20.328	226.9	14	1:53.345	31.765	31.664	29.576	20.340	224.1	
15	1:53.788	31.803	31.804	29.766	20.415	225.0	15	1:53.871	31.780	31.800	29.729	20.562	221.8	
<b>8</b>	<b>NICOLAS BAERT</b> BEL							<b>13</b>	<b>TIJMEN VAN DER HELM</b> NLD					
	MP MOTORSPORT							MP MOTORSPORT						
1	2:00.584	36.900	33.101	30.307	20.276	226.4	1	1:59.162	35.790	32.950	30.063	20.359	223.1	
2	1:53.244	31.915	31.678	29.462	20.189	225.9	2	1:53.528	31.659	31.922	29.651	20.296	224.5	
3	1:53.105	31.484	31.860	29.554	20.207	228.3	3	1:53.116	31.457	31.730	29.477	20.452	227.8	
4	1:53.691	31.857	31.897	29.729	20.208	228.3	4	1:53.520	32.057	31.724	29.634	20.105	227.4	
5	1:53.396	31.571	31.808	29.618	20.399	226.4	5	1:53.204	31.597	32.116	29.271	20.220	227.4	
6	1:54.006	32.372	31.700	29.595	20.339	226.4	6	1:54.918	32.012	31.706	30.829	20.371	223.1	
7	1:53.149	31.749	31.819	29.512	20.069	226.9	7	1:52.596	31.508	31.612	29.322	20.154	225.0	
8	1:53.503	31.981	31.724	29.455	20.343	229.8	8	1:52.522	31.374	31.568	29.403	20.177	226.4	
9	1:53.228	31.765	31.709	29.544	20.210	225.0	9	1:52.638	31.424	31.522	29.461	20.231	225.5	
10	1:53.285	31.540	31.755	29.739	20.251	224.5	10	1:53.079	31.499	31.670	29.496	20.414	225.9	
11	1:53.342	31.628	31.777	29.717	20.220	225.0	11	1:53.261	31.672	31.746	29.564	20.279	225.9	
12	1:53.265	31.611	31.791	29.653	20.210	225.0	12	1:53.232	31.524	31.852	29.517	20.339	225.9	
13	1:53.391	31.603	31.854	29.699	20.235	225.0	13	1:53.407	31.557	31.712	29.805	20.333	227.4	
14	1:53.474	31.638	31.763	29.801	20.272	226.4	14	1:55.473	32.605	32.456	30.055	20.357	228.8	
15	1:54.852	31.681	31.888	30.483	20.800	223.6	15	1:53.886	31.772	31.961	29.661	20.492	227.4	

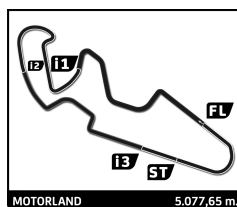


# CARRERA 1

## Sector Analysis

■ Personal Best    
 ■ Session Best    
 ■ Crossing the finish line in the pit lane

Lap	Time	Sector 1	Sector 2	Sector 3	Sector 4	T.Sp	Lap	Time	Sector 1	Sector 2	Sector 3	Sector 4	T.Sp	
<b>16</b>	<b>GLENN VAN BERLO</b> NLD							<b>26</b>	<b>RAFAEL VILLANUEVA</b> ESP					
	MP MOTORSPORT								MP MOTORSPORT					
1	1:58.608	35.750	32.549	29.724	20.585	223.6	1	2:01.547	37.642	33.029	30.376	20.500	223.1	
2	1:53.622	31.699	32.120	29.473	20.330	225.0	2	1:53.986	32.087	31.857	29.733	20.309	223.6	
3	1:53.257	31.575	31.733	29.417	20.532	229.8	3	1:54.275	32.454	31.805	29.795	20.221	225.9	
4	1:52.635	31.409	31.725	29.349	<b>20.152</b>	224.5	4	1:53.577	31.924	31.815	29.545	20.293	223.6	
5	<b>1:52.591</b>	31.419	31.738	<b>29.224</b>	20.210	225.0	5	1:53.189	31.670	31.778	29.612	20.129	225.0	
6	1:52.831	31.474	31.760	29.381	20.216	222.7	6	1:53.080	31.584	31.825	<b>29.539</b>	20.132	225.0	
7	1:52.925	31.530	<b>31.651</b>	29.529	20.215	223.6	7	1:53.122	31.623	31.795	29.577	20.127	223.6	
8	1:53.058	31.425	31.812	29.500	20.321	220.4	8	1:53.354	31.532	31.810	29.642	20.370	225.9	
9	1:53.054	31.603	31.755	29.445	20.251	223.1	9	1:53.525	31.843	31.911	29.643	20.128	224.1	
10	1:52.869	<b>31.401</b>	31.713	29.428	20.327	224.1	10	<b>1:52.873</b>	<b>31.520</b>	<b>31.697</b>	29.606	<b>20.050</b>	226.4	
11	1:53.243	31.657	31.847	29.502	20.237	224.5	11	1:53.494	31.623	31.819	29.688	20.364	226.9	
12	1:54.421	32.116	32.356	29.600	20.349	224.1	12	1:53.830	31.998	31.904	29.643	20.285	223.6	
13	1:54.465	31.538	31.801	30.664	20.462	223.6	13	1:54.502	32.221	31.883	29.776	20.622	225.0	
14	1:54.157	32.197	31.999	29.676	20.285	224.5	14	1:55.426	32.897	32.267	29.894	20.368	225.0	
15	1:53.863	31.714	31.959	29.665	20.525	223.6	15	1:54.464	32.080	32.082	29.772	20.530	223.1	
<b>20</b>	<b>IVAN NOSOV</b> RUS							<b>27</b>	<b>NEREA MARTI</b> ESP					
	DRIVEX SCHOOL								FORMULA DE CAMPEONES - PRAGA F4					
1	2:01.064	37.335	32.792	30.587	20.350	222.2	1	2:01.897	37.652	33.377	30.412	20.456	223.1	
2	1:54.195	32.088	31.956	29.775	20.376	220.0	2	1:54.433	32.248	32.053	29.726	20.406	221.8	
3	1:54.430	32.120	32.022	29.883	20.405	221.8	3	1:54.173	32.182	31.928	29.764	20.299	224.5	
4	1:54.331	32.244	32.154	29.665	<b>20.268</b>	223.6	4	1:54.278	31.957	32.248	29.692	20.381	224.5	
5	1:53.543	31.676	31.880	29.676	20.311	224.1	5	1:53.813	31.837	32.006	29.703	20.267	224.1	
6	<b>1:53.378</b>	<b>31.485</b>	31.839	29.659	20.395	223.6	6	1:53.433	31.692	31.734	29.615	20.392	223.6	
7	1:53.924	31.754	31.889	29.837	20.444	221.8	7	1:53.448	31.876	<b>31.733</b>	<b>29.607</b>	20.232	223.6	
8	1:53.656	31.625	31.933	29.763	20.335	222.7	8	1:53.393	31.798	31.760	29.608	20.227	226.4	
9	1:53.630	31.532	<b>31.818</b>	29.855	20.425	221.3	9	1:53.608	31.894	31.880	29.660	20.174	224.5	
10	1:53.485	31.622	31.861	<b>29.641</b>	20.361	224.1	10	<b>1:53.339</b>	<b>31.687</b>	31.856	29.708	<b>20.088</b>	225.9	
11	1:54.535	32.246	32.107	29.775	20.407	223.1	11	1:54.511	32.404	32.106	29.815	20.186	225.9	
12	1:54.408	32.387	31.852	29.775	20.394	222.2	12	1:54.582	32.645	31.889	29.733	20.315	224.1	
13	1:54.156	31.756	31.991	29.856	20.553	221.3	13	1:54.357	31.931	31.973	29.780	20.673	226.4	
14	1:54.205	31.806	31.925	29.925	20.549	223.6	14	1:54.358	32.413	31.888	29.861	20.196	226.4	
15	1:54.650	31.920	32.249	29.957	20.524	222.2	15	1:55.521	31.896	32.764	30.303	20.558	223.6	
<b>22</b>	<b>BELEN GARCIA</b> ESP							<b>33</b>	<b>CARLES MARTINEZ</b> ESP					
	GLOBAL RACING SERVICE								FORMULA DE CAMPEONES - PRAGA F4					
1	2:02.888	38.456	33.317	30.368	20.747	222.7	1	1:57.831	35.114	32.353	29.925	20.439	223.6	
2	1:55.062	32.013	32.287	29.857	20.905	220.4	2	1:54.153	31.902	32.334	29.529	20.388	222.7	
3	1:55.105	32.947	<b>31.961</b>	29.764	<b>20.433</b>	224.5	3	1:53.764	31.522	31.765	29.516	20.961	224.1	
4	<b>1:53.933</b>	31.868	32.030	<b>29.598</b>	20.437	225.0	4	1:53.194	31.712	31.852	29.428	20.202	225.9	
5	1:54.483	<b>31.793</b>	32.165	29.830	20.695	221.8	5	1:52.883	31.572	31.883	<b>29.292</b>	<b>20.136</b>	225.9	
6	1:56.899	31.936	32.182	31.792	20.989	221.3	6	1:52.680	31.481	31.641	29.374	20.184	224.1	
7	1:55.089	32.154	32.173	30.008	20.754	221.8	7	1:52.697	31.458	31.678	29.390	20.171	225.5	
8	1:55.193	32.244	32.125	29.969	20.855	222.7	8	1:53.186	31.902	31.548	29.458	20.278	225.5	
9	1:55.048	32.168	32.213	29.804	20.863	222.2	9	1:52.947	31.605	31.689	29.449	20.204	225.0	
10	1:55.127	32.028	32.074	30.141	20.884	223.6	10	<b>1:52.539</b>	<b>31.444</b>	<b>31.537</b>	29.382	20.176	226.4	
11	1:55.544	32.290	32.277	30.072	20.905	223.6	11	1:53.031	31.579	31.721	29.545	20.186	228.8	
12	1:55.990	32.153	32.466	30.299	21.072	221.8	12	1:55.006	32.053	32.926	29.690	20.337	225.0	
13	1:55.452	32.120	32.185	30.091	21.056	224.5	13	1:53.989	31.471	31.788	30.170	20.560	226.4	
14	1:55.706	32.175	32.239	29.932	21.360	224.1	14	1:54.395	32.142	32.488	29.568	20.197	226.9	
15	1:55.556	32.205	32.264	30.253	20.834	220.9	15	1:53.541	31.604	31.735	29.643	20.559	226.4	

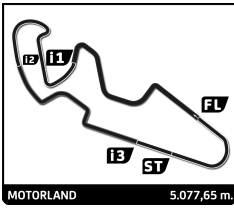


## CARRERA 1

### Sector Analysis

■ Personal Best    
 ■ Session Best    
 ■ Crossing the finish line in the pit lane

Lap	Time	Sector 1	Sector 2	Sector 3	Sector 4	T.Spd	Lap	Time	Sector 1	Sector 2	Sector 3	Sector 4	T.Spd	
<b>34</b>	<b>SHIHAB AL HABSI</b>						OMN							
	XCEL MOTORSPORT													
1	1:55.868	34.095	31.969	29.636	20.168	226.9								
2	1:52.780	31.846	31.569	29.314	20.051	223.6								
3	1:52.319	31.334	31.639	29.351	19.995	225.0								
4	1:52.169	31.279	31.555	29.230	20.105	225.0								
5	1:52.181	31.235	31.422	29.415	20.109	225.5								
6	1:52.147	31.266	31.493	29.405	19.983	225.0								
7	1:52.330	31.446	31.529	29.328	20.027	225.5								
8	1:52.042	31.289	31.396	29.373	19.984	225.0								
9	1:52.283	31.288	31.462	29.478	20.055	224.5								
10	1:52.569	31.291	31.589	29.521	20.168	225.5								
11	1:53.653	31.912	31.652	29.848	20.241	225.5								
12	1:53.548	32.163	31.712	29.526	20.147	226.9								
13	1:55.365	32.136	32.774	30.164	20.291	227.4								
14	1:53.381	31.690	31.775	29.658	20.258	226.9								
15	1:53.709	31.680	31.749	29.943	20.337	225.5								
<b>43</b>	<b>FRANCO COLAPINTO</b>						ARG							
	DRIVEX SCHOOL													
1	1:55.702	33.794	31.923	29.645	20.340	224.1								
2	1:53.901	32.483	31.931	29.393	20.094	223.6								
3	1:52.261	31.336	31.476	29.340	20.109	225.5								
4	1:52.271	31.375	31.424	29.333	20.139	225.9								
5	1:52.009	31.368	31.308	29.178	20.155	225.9								
6	1:52.123	31.221	31.396	29.340	20.166	224.5								
7	1:52.073	31.310	31.405	29.284	20.074	225.9								
8	1:52.031	31.335	31.382	29.289	20.025	225.9								
9	1:52.198	31.353	31.341	29.416	20.088	225.5								
10	1:52.274	31.367	31.263	29.555	20.089	227.8								
11	1:53.633	32.097	31.547	29.756	20.233	225.0								
12	1:52.880	31.764	31.552	29.270	20.294	225.0								
13	1:52.711	31.444	31.586	29.376	20.305	223.1								
14	1:52.943	31.638	31.585	29.473	20.247	225.9								
15	1:53.034	31.551	31.579	29.513	20.391	223.6								
<b>44</b>	<b>KILLIAN MEYER</b>						ESP							
	FORMULA DE CAMPEONES - PRAGA F4													
1	1:56.586	34.722	32.073	29.540	20.251	225.5								
2	1:53.494	31.820	32.190	29.295	20.189	226.4								
3	1:52.101	31.430	31.340	29.384	19.947	226.9								
4	1:52.181	31.440	31.515	29.234	19.992	228.3								
5	1:52.032	31.420	31.423	29.288	19.901	228.8								
6	1:52.326	31.414	31.543	29.332	20.037	225.9								
7	1:52.157	31.299	31.459	29.311	20.088	227.4								
8	1:51.906	31.351	31.427	29.243	19.885	227.8								
9	1:52.054	31.253	31.477	29.352	19.972	226.9								
10	1:52.298	31.375	31.489	29.352	20.082	228.3								
11	1:53.606	32.109	31.823	29.543	20.131	227.4								
12	1:53.366	32.029	31.652	29.635	20.050	228.3								
13	1:54.676	32.114	32.580	29.717	20.265	225.0								
14	1:52.913	31.600	31.631	29.442	20.240	225.9								
15	1:52.750	31.542	31.507	29.422	20.279	225.0								



## ENTRENAMIENTO CRONOMETRADO 2

### Final Classification

Nr Driver	Nat	Team	Car	Cl.	Time	Lap Total	Gap	Kph
1 44 KILLIAN MEYER	ESP	FORMULA DE CAMPEONES - PRAGA F4		R	1:51.492	8 8	-	163.9
2 13 TIJMEN VAN DER HELM	NLD	MP MOTORSPORT		R	1:51.599	8 8	+0.107	163.8
3 34 SHIHAB AL HABSI	OMN	XCEL MOTORSPORT			1:51.603	8 8	+0.111	163.8
4 7 AXEL GNOS	CHE	G4 RACING		R	1:51.727	7 8	+0.235	163.6
5 11 ARTEM LOBANENKO	RUS	DRIVEX SCHOOL			1:51.826	8 8	+0.334	163.4
6 12 RASHED GHANEM	LBN	DRIVEX SCHOOL			1:51.861	7 8	+0.369	163.4
7 16 GLENN VAN BERLO	NLD	MP MOTORSPORT		R	1:52.100	8 8	+0.608	163.0
8 33 CARLES MARTINEZ	ESP	FORMULA DE CAMPEONES - PRAGA F4		R	1:52.211	8 8	+0.719	162.9
9 26 RAFAEL VILLANUEVA	ESP	MP MOTORSPORT			1:52.323	8 8	+0.831	162.7
10 8 NICOLAS BAERT	BEL	MP MOTORSPORT		R	1:52.332	8 8	+0.840	162.7
11 5 IRINA SIDORKOVA	RUS	DRIVEX SCHOOL		R / F	1:52.355	8 8	+0.863	162.7
12 27 NEREA MARTI	ESP	FORMULA DE CAMPEONES - PRAGA F4		R / F	1:52.841	8 8	+1.349	162.0
13 20 IVAN NOSOV	RUS	DRIVEX SCHOOL		R	1:53.190	7 8	+1.698	161.5
14 22 BELEN GARCIA	ESP	GLOBAL RACING SERVICE		R / F	1:53.530	8 8	+2.038	161.0

Max. qual. time: 2:02.641

43 FRANCO COLAPINTO ARG DRIVEX SCHOOL

**Fastest Lap:** Lap 8 | KILLIAN MEYER | 1:51.492 | 163.9 Kph

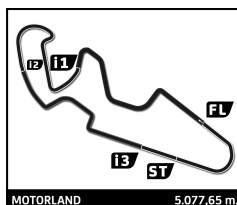
#26 LAP TIME DELETED (1:52.701) DUE TO TRACK LIMITS  
 #43 CANCELLATION OF ALL TIMES DUE TO STEWARDS DECISION N° 10

Track Status: **DRY**

Published at: .....

<b>Stewards:</b>	<b>Timekeeper:</b>
------------------	--------------------



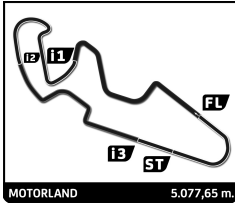


## ENTRENAMIENTO CRONOMETRADO 2

### Best Sector Times

Sector 1			Sector 2			Sector 3			Sector 4			Pos	Nr	Ideal Lap	Best Lap
Pos	Nr Driver	Time	Nr Driver	Time	Nr Driver	Time	Nr Driver	Time	Pos	Nr					
1	13 T.VAN DER HELM	31.045	43 F.COLAPINTO	31.188	43 F.COLAPINTO	28.985	44 K.MEYER	19.885	1	43	1:51.289	1:51.289	(1)		
2	7 A.GNOS	31.062	34 S.AL HABSI	31.227	44 K.MEYER	29.043	34 S.AL HABSI	19.887	2	7	1:51.415	1:51.727	(5)		
3	12 R.GHANEM	31.102	11 A.LOBANENKO	31.279	16 G.VAN BERLO	29.086	7 A.GNOS	19.899	3	44	1:51.471	1:51.631	(4)		
4	43 F.COLAPINTO	31.162	12 R.GHANEM	31.295	13 T.VAN DER HELM	29.117	43 F.COLAPINTO	19.954	4	34	1:51.522	1:51.603	(3)		
5	11 A.LOBANENKO	31.172	7 A.GNOS	31.299	7 A.GNOS	29.155	12 R.GHANEM	19.993	5	13	1:51.525	1:51.599	(2)		
6	34 S.AL HABSI	31.181	44 K.MEYER	31.305	34 S.AL HABSI	29.227	8 N.BAERT	20.012	6	12	1:51.654	1:51.861	(7)		
7	5 I.SIDORKOVA	31.184	13 T.VAN DER HELM	31.330	11 A.LOBANENKO	29.242	13 T.VAN DER HELM	20.033	7	11	1:51.762	1:51.826	(6)		
8	33 C.MARTINEZ	31.193	26 R.VILLANUEVA	31.449	8 N.BAERT	29.263	16 G.VAN BERLO	20.054	8	16	1:52.021	1:52.100	(8)		
9	44 K.MEYER	31.238	16 G.VAN BERLO	31.538	12 R.GHANEM	29.264	11 A.LOBANENKO	20.069	9	33	1:52.211	1:52.211	(9)		
10	26 R.VILLANUEVA	31.292	33 C.MARTINEZ	31.573	5 I.SIDORKOVA	29.265	26 R.VILLANUEVA	20.089	10	5	1:52.299	1:52.355	(12)		
11	8 N.BAERT	31.316	27 N.MARTI	31.670	33 C.MARTINEZ	29.316	5 I.SIDORKOVA	20.113	11	8	1:52.321	1:52.332	(11)		
12	16 G.VAN BERLO	31.343	8 N.BAERT	31.730	27 N.MARTI	29.375	33 C.MARTINEZ	20.129	12	26	1:52.323	1:52.323	(10)		
13	20 I.NOSOV	31.530	5 I.SIDORKOVA	31.737	20 I.NOSOV	29.457	27 N.MARTI	20.136	13	27	1:52.841	1:52.841	(13)		
14	22 B.GARCIA	31.629	22 B.GARCIA	31.839	26 R.VILLANUEVA	29.493	20 I.NOSOV	20.199	14	20	1:53.141	1:53.190	(14)		
15	27 N.MARTI	31.660	20 I.NOSOV	31.955	22 B.GARCIA	29.601	22 B.GARCIA	20.440	15	22	1:53.509	1:53.530	(15)		

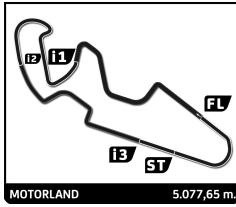




## ENTRENAMIENTO CRONOMETRADO 2

### Best Top Speed

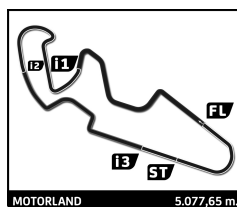
Nr Driver	Team	Class	Top 1		Top 2		Top 3		Top 4		Top 5		Avg	
			Kph	Lap	Kph	Lap	Kph	Lap	Kph	Lap	Kph	Lap		
7	AXEL GNOS	G4 RACING	R	<b>229.8</b>	4	228.8	3	228.3	7	227.8	5	227.4	6	228,4
13	TIJMEN VAN DER HELM	MP MOTORSPORT	R	<b>228.8</b>	8	226.9	7	226.4	4	226.4	5	226.4	6	227,0
12	RASHED GHANEM	DRIVEX SCHOOL		<b>228.8</b>	4	228.3	5	227.4	7	226.9	6	225.9	3	227,5
44	KILLIAN MEYER	FORMULA DE CAMPEONES - PRAGA F4	R	<b>227.4</b>	5	227.4	7	226.4	8	225.9	6	225.5	4	226,5
8	NICOLAS BAERT	MP MOTORSPORT	R	<b>226.9</b>	5	226.4	4	226.4	8	225.9	6	225.9	7	226,3
43	FRANCO COLAPINTO	DRIVEX SCHOOL	R	<b>226.9</b>	7	226.4	4	226.4	8	225.5	6	225.0	5	226,0
34	SHIHAB AL HABSI	XCEL MOTORSPORT		<b>226.9</b>	7	226.4	5	226.4	6	226.4	8	225.5	4	226,3
16	GLENN VAN BERLO	MP MOTORSPORT	R	<b>226.4</b>	8	225.5	7	225.0	5	225.0	6	224.5	4	225,3
11	ARTEM LOBANENKO	DRIVEX SCHOOL		<b>225.9</b>	5	225.0	3	224.1	7	223.6	8	223.1	4	224,3
26	RAFAEL VILLANUEVA	MP MOTORSPORT		<b>225.5</b>	5	225.0	6	225.0	7	225.0	8	224.5	4	225,0
5	IRINA SIDORKOVA	DRIVEX SCHOOL	R / F	<b>225.5</b>	5	224.5	7	224.5	8	224.1	6	223.1	4	224,3
27	NEREA MARTI	FORMULA DE CAMPEONES - PRAGA F4	R / F	<b>225.0</b>	7	224.5	5	223.6	4	223.6	8	223.1	6	224,0
33	CARLES MARTINEZ	FORMULA DE CAMPEONES - PRAGA F4	R	<b>225.0</b>	4	225.0	7	225.0	8	224.1	5	223.6	6	224,5
22	BELEN GARCIA	GLOBAL RACING SERVICE	R / F	<b>224.5</b>	4	224.1	3	224.1	5	223.6	7	223.6	8	224,0
20	IVAN NOSOV	DRIVEX SCHOOL	R	<b>223.6</b>	5	223.6	7	223.6	8	223.1	3	223.1	4	223,4



## ENTRENAMIENTO CRONOMETRADO 2

### Fastest Lap Sequence

Elapsed	Nr Driver	Team	Car	Class	Time	Kph	Lap
4:31.805	<b>34 SHIHAB AL HABSI</b>	XCEL MOTORSPORT			<b>1:59.597</b>	152.8	2
4:32.400	<b>7 AXEL GNOS</b>	G4 RACING		R	<b>1:59.288</b>	153.2	2
5:10.521	<b>8 NICOLAS BAERT</b>	MP MOTORSPORT		R	<b>1:57.961</b>	154.9	2
5:26.586	<b>26 RAFAEL VILLANUEVA</b>	MP MOTORSPORT			<b>1:56.657</b>	156.7	2
6:26.840	<b>34 SHIHAB AL HABSI</b>	XCEL MOTORSPORT			<b>1:55.035</b>	158.9	3
6:27.092	<b>7 AXEL GNOS</b>	G4 RACING		R	<b>1:54.692</b>	159.4	3
6:34.163	<b>44 KILLIAN MEYER</b>	FORMULA DE CAMPEONES - PRAGA F4		R	<b>1:54.634</b>	159.4	3
8:20.180	<b>34 SHIHAB AL HABSI</b>	XCEL MOTORSPORT			<b>1:53.340</b>	161.3	4
8:27.188	<b>44 KILLIAN MEYER</b>	FORMULA DE CAMPEONES - PRAGA F4		R	<b>1:53.025</b>	161.7	4
10:21.016	<b>11 ARTEM LOBANENKO</b>	DRIVEX SCHOOL			<b>1:52.693</b>	162.2	5
10:41.874	<b>43 FRANCO COLAPINTO</b>	DRIVEX SCHOOL		R	<b>1:52.622</b>	162.3	5
10:53.298	<b>13 TIJMEN VAN DER HELM</b>	MP MOTORSPORT		R	<b>1:52.526</b>	162.4	5
12:06.204	<b>7 AXEL GNOS</b>	G4 RACING		R	<b>1:52.469</b>	162.5	6
12:08.099	<b>34 SHIHAB AL HABSI</b>	XCEL MOTORSPORT			<b>1:52.236</b>	162.8	6
12:11.585	<b>44 KILLIAN MEYER</b>	FORMULA DE CAMPEONES - PRAGA F4		R	<b>1:52.008</b>	163.2	6
13:57.931	<b>7 AXEL GNOS</b>	G4 RACING		R	<b>1:51.727</b>	163.6	7
13:59.733	<b>34 SHIHAB AL HABSI</b>	XCEL MOTORSPORT			<b>1:51.634</b>	163.7	7
14:03.216	<b>44 KILLIAN MEYER</b>	FORMULA DE CAMPEONES - PRAGA F4		R	<b>1:51.631</b>	163.7	7
14:25.729	<b>43 FRANCO COLAPINTO</b>	DRIVEX SCHOOL		R	<b>1:51.586</b>	163.8	7
16:17.018	<b>43 FRANCO COLAPINTO</b>	DRIVEX SCHOOL		R	<b>1:51.289</b>	164.2	8

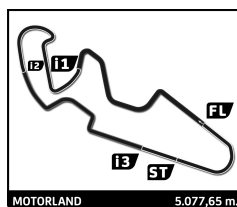


## ENTRENAMIENTO CRONOMETRADO 2

### Sector Analysis

■ Personal Best   ■ Session Best   B Crossing the finish line in the pit lane

Lap	Time	Sector 1	Sector 2	Sector 3	Sector 4	T.Spd	Lap	Time	Sector 1	Sector 2	Sector 3	Sector 4	T.Spd
<b>5</b>	<b>IRINA SIDORKOVA</b>					RUS	<b>13</b>	<b>TIJMEN VAN DER HELM</b>					NLD
	DRIVEX SCHOOL							MP MOTORSPORT					
1	2:51.415	1:07.527	39.814	37.653	26.421	173.4	1	3:00.349	1:27.843	34.190	33.896	24.420	157.9
2	2:06.244	40.996	33.408	31.015	20.825	222.7	2	2:12.284	43.503	34.478	31.110	23.193	175.3
3	1:55.432	32.233	32.518	30.215	20.466	223.1	3	1:54.911	32.187	32.256	29.896	20.572	225.5
4	1:54.150	31.667	32.286	29.855	20.342	223.1	4	1:53.228	31.654	31.805	29.604	20.165	226.4
5	1:53.282	31.510	32.003	29.573	20.196	225.5	5	1:52.526	31.345	31.670	29.399	20.112	226.4
6	1:56.396	31.481	34.763	29.809	20.343	224.1	6	1:52.172	31.215	31.605	29.292	20.060	226.4
7	1:52.798	31.496	31.921	29.265	20.116	224.5	7	1:51.909	31.146	31.492	29.238	20.033	226.9
8	1:52.355	31.184	31.737	29.321	20.113	224.5	8	1:51.599	31.045	31.330	29.117	20.107	228.8
<b>7</b>	<b>AXEL GNOS</b>					CHE	<b>16</b>	<b>GLENN VAN BERLO</b>					NLD
	G4 RACING							MP MOTORSPORT					
1	2:33.112	58.671	38.871	33.300	22.270	218.6	1	2:51.019	1:06.889	39.221	38.420	26.489	172.2
2	1:59.288	33.430	33.423	31.261	21.174	220.0	2	2:24.460	48.763	42.272	32.230	21.195	221.8
3	1:54.692	31.682	32.101	30.352	20.557	228.8	3	1:55.259	32.321	32.414	30.009	20.515	222.7
4	1:53.354	31.669	31.776	29.777	20.132	229.8	4	1:59.756	36.530	33.299	29.689	20.238	224.5
5	1:53.289	31.897	31.897	29.371	20.124	227.8	5	1:52.927	31.480	31.778	29.536	20.133	225.0
6	1:52.469	31.392	31.595	29.352	20.130	227.4	6	1:52.508	31.504	31.643	29.280	20.081	225.0
7	1:51.727	31.167	31.506	29.155	19.899	228.3	7	1:52.314	31.343	31.669	29.248	20.054	225.5
8	1:51.773	31.062	31.299	29.332	20.080	225.9	8	1:52.100	31.376	31.538	29.086	20.100	226.4
<b>8</b>	<b>NICOLAS BAERT</b>					BEL	<b>20</b>	<b>IVAN NOSOV</b>					RUS
	MP MOTORSPORT							DRIVEX SCHOOL					
1	3:12.560	1:37.423	35.853	34.761	24.523	155.6	1	3:15.882	1:40.548	35.717	34.459	25.158	159.8
2	1:57.961	32.975	33.312	30.933	20.741	225.5	2	2:00.257	33.327	34.335	31.379	21.216	220.0
3	1:57.887	32.109	32.638	30.073	23.067	225.5	3	1:55.323	32.170	32.570	30.008	20.575	223.1
4	1:55.146	33.015	32.224	29.643	20.264	226.4	4	1:54.782	32.318	32.310	29.842	20.312	223.1
5	1:53.194	31.542	31.929	29.521	20.202	226.9	5	1:53.324	31.612	31.985	29.457	20.270	223.6
6	1:52.951	31.546	31.816	29.530	20.059	225.9	6	1:53.560	31.603	32.077	29.649	20.231	222.7
7	1:52.759	31.426	31.730	29.543	20.060	225.9	7	1:53.190	31.530	31.955	29.506	20.199	223.6
8	1:52.332	31.316	31.741	29.263	20.012	226.4	8	1:53.451	31.560	32.036	29.601	20.254	223.6
<b>11</b>	<b>ARTEM LOBANENKO</b>					RUS	<b>22</b>	<b>BELÉN GARCÍA</b>					ESP
	DRIVEX SCHOOL							GLOBAL RACING SERVICE					
1	2:37.534	1:03.856	37.176	34.418	22.084	216.0	1	2:39.067	59.073	39.861	37.119	23.014	184.6
2	2:01.347	35.305	33.713	31.418	20.911	221.8	2	2:01.209	34.132	33.998	31.800	21.279	216.4
3	1:55.786	32.307	32.069	30.931	20.479	225.0	3	1:55.491	32.221	32.223	30.265	20.782	224.1
4	1:53.656	31.655	31.785	29.838	20.378	223.1	4	1:54.693	31.868	32.146	30.027	20.652	224.5
5	1:52.693	31.549	31.659	29.416	20.069	225.9	5	1:54.067	31.877	31.839	29.775	20.576	224.1
6	1:52.553	31.239	31.579	29.566	20.169	223.1	6	1:54.027	31.744	31.877	29.807	20.599	222.7
7	1:52.190	31.233	31.471	29.368	20.118	224.1	7	1:54.134	32.086	31.960	29.617	20.471	223.6
8	1:51.826	31.172	31.279	29.242	20.133	223.6	8	1:53.530	31.629	31.860	29.601	20.440	223.6
<b>12</b>	<b>RASHED GHANEM</b>					LBN	<b>26</b>	<b>RAFAEL VILLANUEVA</b>					ESP
	DRIVEX SCHOOL							MP MOTORSPORT					
1	2:59.491	1:23.412	35.160	35.399	25.520	166.9	1	3:29.929	1:49.053	38.237	37.882	24.757	158.8
2	2:01.025	36.001	33.048	31.229	20.747	224.5	2	1:56.657	32.675	32.644	30.531	20.807	222.2
3	1:55.203	32.031	32.455	30.288	20.429	225.9	3	1:54.807	32.226	32.123	30.038	20.420	223.1
4	1:53.712	31.919	32.067	29.688	20.038	228.8	4	1:53.665	31.686	32.075	29.707	20.197	224.5
5	1:52.910	31.890	31.606	29.421	19.993	228.3	5	1:52.943	31.541	31.683	29.575	20.144	225.5
6	1:52.359	31.213	31.547	29.374	20.225	226.9	6	1:52.701	31.449	31.636	29.500	20.116	225.0
7	1:51.861	31.243	31.295	29.264	20.059	227.4	7	1:52.579	31.388	31.493	29.527	20.171	225.0
8	1:51.887	31.102	31.310	29.399	20.076	225.9	8	1:52.323	31.292	31.449	29.493	20.089	225.0

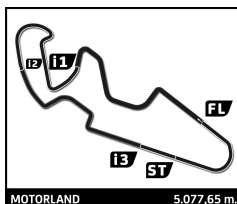


## ENTRENAMIENTO CRONOMETRADO 2

### Sector Analysis

■ Personal Best   ■ Session Best   B Crossing the finish line in the pit lane

Lap	Time	Sector 1	Sector 2	Sector 3	Sector 4	T.Spd	Lap	Time	Sector 1	Sector 2	Sector 3	Sector 4	T.Spd	
<b>27</b>	<b>NEREA MARTI</b>						ESP							
FORMULA DE CAMPEONES - PRAGA F4														
1	2:51.957	1:08.727	39.876	36.968	26.386	173.4								
2	2:09.748	41.526	33.931	32.363	21.928	213.0								
3	1:56.577	32.531	32.543	30.514	20.989	222.7								
4	1:55.419	32.163	32.160	30.279	20.817	223.6								
5	1:54.271	32.068	32.058	29.784	20.361	224.5								
6	1:54.148	31.886	31.936	29.746	20.580	223.1								
7	1:53.391	31.763	31.749	29.510	20.369	225.0								
8	<b>1:52.841</b>	<b>31.660</b>	<b>31.670</b>	<b>29.375</b>	<b>20.136</b>	223.6								
<b>33</b>	<b>CARLES MARTINEZ</b>						ESP							
FORMULA DE CAMPEONES - PRAGA F4														
1	2:38.965	57.764	40.698	36.677	23.826	204.9								
2	2:03.711	35.683	34.383	32.120	21.525	211.4								
3	1:56.197	32.545	32.533	30.322	20.797	223.1								
4	1:54.093	31.769	32.103	29.832	20.389	225.0								
5	1:58.428	34.502	33.851	29.798	20.277	224.1								
6	1:53.007	31.415	31.857	29.439	20.296	223.6								
7	1:52.589	31.366	31.611	29.400	20.212	225.0								
8	<b>1:52.211</b>	<b>31.193</b>	<b>31.573</b>	<b>29.316</b>	<b>20.129</b>	225.0								
<b>34</b>	<b>SHIHAB AL HABSI</b>						OMN							
XCEL MOTORSPORT														
1	2:32.208	57.860	38.279	33.876	22.193	214.7								
2	1:59.597	33.881	33.301	31.255	21.160	218.2								
3	1:55.035	31.936	31.880	30.629	20.590	224.1								
4	1:53.340	31.542	31.693	29.812	20.293	225.5								
5	1:55.683	33.119	32.898	29.590	20.076	226.4								
6	1:52.236	31.337	31.492	29.399	20.008	226.4								
7	1:51.634	<b>31.181</b>	<b>31.227</b>	29.266	19.960	226.9								
8	<b>1:51.603</b>	31.183	31.306	<b>29.227</b>	<b>19.887</b>	226.4								
<b>43</b>	<b>FRANCO COLAPINTO</b>						ARG							
DRIVEX SCHOOL														
1	2:58.731	1:21.597	35.223	35.970	25.941	175.6								
2	2:01.036	35.481	33.273	31.130	21.152	221.3								
3	1:55.625	32.383	32.269	30.390	20.583	222.7								
4	1:53.860	31.875	31.852	29.792	20.341	226.4								
5	1:52.622	31.610	31.437	29.354	20.221	225.0								
6	1:52.269	31.267	31.502	29.311	20.189	225.5								
7	1:51.586	31.170	31.232	29.200	19.984	226.9								
8	<b>1:51.289</b>	<b>31.162</b>	<b>31.188</b>	<b>28.985</b>	<b>19.954</b>	226.4								
<b>44</b>	<b>KILLIAN MEYER</b>						ESP							
FORMULA DE CAMPEONES - PRAGA F4														
1	2:37.053	57.416	39.962	36.469	23.206	215.1								
2	2:02.476	35.446	33.852	32.125	21.053	221.3								
3	1:54.634	32.058	31.895	30.320	20.361	224.5								
4	1:53.025	31.491	31.618	29.813	20.103	225.5								
5	1:52.389	31.400	31.586	29.423	19.980	227.4								
6	1:52.008	<b>31.238</b>	31.496	29.250	20.024	225.9								
7	<b>1:51.631</b>	31.259	<b>31.305</b>	29.155	19.912	227.4								
8	1:51.492	31.251	31.313	<b>29.043</b>	<b>19.885</b>	226.4								



## CARRERA 2 (18' +1 Lap)

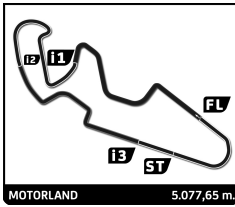
### Official Starting Grid

<b>IRINA SIDORKOVA</b>	DRIVEX SCHOOL	5	- 8 -		
1:53.370	FORMULA DE CAMPEONES - PRAGA	44	- 7 -	22	GLOBAL RACING SERVICE <b>BELEN GARCIA</b> 1:53.980
<b>KILLIAN MEYER</b>	F4			27	FORMULA DE CAMPEONES - PRAGA <b>NEREA MARTI</b> 1:53.131
1:52.789	MP MOTORSPORT	26	- 6 -		
<b>RAFAEL VILLANUEVA</b>				20	DRIVEX SCHOOL <b>IVAN NOSOV</b> 1:52.716
1:52.330	MP MOTORSPORT	8	- 5 -		
<b>NICOLAS BAERT</b>				11	DRIVEX SCHOOL <b>ARTEM LOBANENKO</b> 1:52.327
1:52.181	DRIVEX SCHOOL	12	- 4 -		
<b>RASHED GHANEM</b>				7	G4 RACING <b>AXEL GNOS</b> 1:52.012
1:52.010	MP MOTORSPORT	16	- 3 -		
<b>GLENN VAN BERLO</b>				33	FORMULA DE CAMPEONES - PRAGA <b>CARLES MARTINEZ</b> 1:51.755
1:51.719	MP MOTORSPORT	13	- 2 -		
<b>TIJMEN VAN DER HELM</b>				43	DRIVEX SCHOOL <b>FRANCO COLAPINTO</b> 1:51.388
1:51.313	XCEL MOTORSPORT	34	- 1 -		
<b>SHIHAB AL HABSI</b>					

Pole

Published at: .....

<b>Stewards:</b>	<b>Timekeeper:</b>
------------------	--------------------



## CARRERA 2 (18' +1 Lap)

### Official Classification

Nr Driver	Nat	Team	Car	Cl.	Laps	Total Time	Gap	Kph	Best Lap			
									Lap	Time	Kph	
1	34	SHIHAB AL HABSI	OMN	XCEL MOTORSPORT		11	20:38.621	-	162.3	4	1:52.060	163.1
2	13	TIJMEN VAN DER HELM	NLD	MP MOTORSPORT	R	11	20:40.175	+1.554	162.1	7	1:51.949	163.3
3	44	KILLIAN MEYER	ESP	FORMULA DE CAMPEONES - PRAGA F4	R	11	20:44.045	+5.424	161.6	7	1:52.103	163.0
4	12	RASHED GHANEM	LBN	DRIVEX SCHOOL		11	20:48.707	+10.086	161.0	3	1:52.481	162.5
5	7	AXEL GNOS	CHE	G4 RACING	R	11	20:48.892	+10.271	161.0	9	1:51.622	163.7
6	33	CARLES MARTINEZ	ESP	FORMULA DE CAMPEONES - PRAGA F4	R	11	20:52.024	+13.403	160.6	7	1:51.873	163.4
7	8	NICOLAS BAERT	BEL	MP MOTORSPORT	R	11	20:54.521	+15.900	160.3	7	1:52.296	162.8
8	11	ARTEM LOBANENKO	RUS	DRIVEX SCHOOL		11	20:56.384	+17.763	160.0	9	1:52.578	162.4
9	20	IVAN NOSOV	RUS	DRIVEX SCHOOL	R	11	21:00.439	+21.818	159.5	7	1:53.266	161.4
10	26	RAFAEL VILLANUEVA	ESP	MP MOTORSPORT		11	21:00.769	+22.148	159.5	7	1:53.184	161.5
11	5	IRINA SIDORKOVA	RUS	DRIVEX SCHOOL	R / F	11	21:01.079	+22.458	159.4	7	1:53.123	161.6
12	27	NEREA MARTI	ESP	FORMULA DE CAMPEONES - PRAGA F4	R / F	11	21:01.702	+23.081	159.3	7	1:53.274	161.4
13	22	BELEN GARCIA	ESP	GLOBAL RACING SERVICE	R / F	11	21:14.194	+35.573	157.8	6	1:54.260	160.0
14	43	FRANCO COLAPINTO	ARG	DRIVEX SCHOOL	R	11	21:16.043	+37.422	157.6	10	1:51.767	163.5
<b>Not classified</b>												
16	GLENN VAN BERLO	NLD	MP MOTORSPORT		R	1	2:02.731					

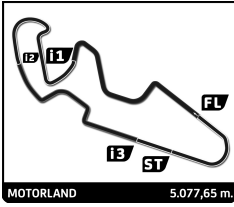
<b>Pole Position:</b>	SHIHAB AL HABSI	1:51.313	164.2 Kph
<b>Fastest Lap:</b>	Lap9 AXEL GNOS	1:51.622	163.7 Kph

#11 - 2 SECONDS TIME PENALTY DUE TO TRACK LIMITS  
 #33 - 10 SECONDS PENALTY DUE TO STEWARDS DECISION N°13

Published at: .....

Track Status: **DRY**

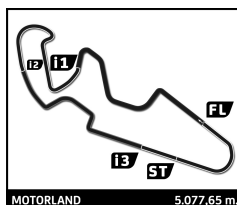
<b>Stewards:</b>	<b>Timekeeper:</b>



## CARRERA 2

### Lap Chart

Nr	Pos	Grid	Lap											
			1	2	3	4	5	6	7	8	9	10	11	
34	1	34	34	34	34	34	34	34	34	34	34	34	34	34
43	2	43	13	13	13	13	13	13	13	13	13	13	13	13
13	3	13	33	33	33	33	33	33	33	33	33	33	33	33
33	4	33	7	7	7	7	7	7	7	7	7	44	44	44
16	5	16	12	12	12	44	44	44	44	44	44	7	12	12
7	6	7	44	44	44	12	12	12	12	12	12	12	7	7
12	7	12	11	20	20	11	11	11	11	11	11	11	11	11
11	8	11	20	11	11	20	8	8	8	8	8	8	8	8
8	9	8	26	26	26	8	20	20	20	20	20	20	20	20
20	10	20	8	8	8	26	26	26	26	26	26	26	26	26
26	11	26	5	5	5	5	5	5	5	5	5	5	5	5
27	12	27	22	22	27	27	27	27	27	27	27	27	27	27
44	13	44	27	27	22	22	22	22	22	22	22	22	22	22
22	14	22	16	43	43	43	43	43	43	43	43	43	43	43
5	15	5	43	43	43	43	43	43	43	43	43	43	43	43

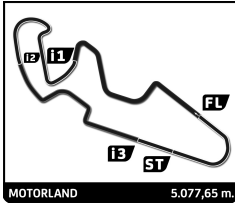


## CARRERA 2

### Best Sector Times

Sector 1			Sector 2		Sector 3		Sector 4		Pos	Nr	Ideal Lap	Best Lap					
Pos	Nr	Driver	Time	Nr	Driver	Time	Nr	Driver					Time				
1	13	T.VAN DER HELM	31.056	7	A.GNOS	31.186	7	A.GNOS	29.153	44	K.MEYER	19.862	1	7	1:51.425	1:51.622	(1)
2	7	A.GNOS	31.072	43	F.COLAPINTO	31.252	33	C.MARTINEZ	29.170	33	C.MARTINEZ	20.013	2	43	1:51.611	1:51.767	(2)
3	43	F.COLAPINTO	31.117	44	K.MEYER	31.393	43	F.COLAPINTO	29.199	7	A.GNOS	20.014	3	44	1:51.751	1:52.103	(6)
4	34	S.AL HABSI	31.171	33	C.MARTINEZ	31.413	13	T.VAN DER HELM	29.215	13	T.VAN DER HELM	20.018	4	13	1:51.760	1:51.949	(4)
5	33	C.MARTINEZ	31.184	34	S.AL HABSI	31.415	44	K.MEYER	29.297	43	F.COLAPINTO	20.043	5	33	1:51.780	1:51.873	(3)
6	44	K.MEYER	31.199	12	R.GHANEM	31.440	34	S.AL HABSI	29.306	12	R.GHANEM	20.085	6	34	1:51.986	1:52.060	(5)
7	8	N.BAERT	31.221	13	T.VAN DER HELM	31.471	12	R.GHANEM	29.340	34	S.AL HABSI	20.094	7	12	1:52.166	1:52.481	(8)
8	11	A.LOBANENKO	31.262	26	R.VILLANUEVA	31.484	8	N.BAERT	29.366	8	N.BAERT	20.108	8	8	1:52.193	1:52.296	(7)
9	12	R.GHANEM	31.301	8	N.BAERT	31.498	11	A.LOBANENKO	29.389	26	R.VILLANUEVA	20.120	9	11	1:52.362	1:52.578	(9)
10	20	I.NOSOV	31.380	11	A.LOBANENKO	31.557	27	N.MARTI	29.558	5	I.SIDORKOVA	20.149	10	26	1:52.816	1:53.184	(11)
11	5	I.SIDORKOVA	31.466	27	N.MARTI	31.711	20	I.NOSOV	29.570	11	A.LOBANENKO	20.154	11	5	1:53.031	1:53.123	(10)
12	26	R.VILLANUEVA	31.513	20	I.NOSOV	31.831	5	I.SIDORKOVA	29.572	27	N.MARTI	20.242	12	20	1:53.031	1:53.266	(12)
13	27	N.MARTI	31.546	5	I.SIDORKOVA	31.844	26	R.VILLANUEVA	29.699	20	I.NOSOV	20.250	13	27	1:53.057	1:53.274	(13)
14	22	B.GARCIA	31.747	22	B.GARCIA	31.874	22	B.GARCIA	29.803	22	B.GARCIA	20.446	14	22	1:53.870	1:54.260	(14)

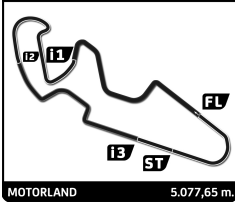




## CARRERA 2

### Best Top Speed

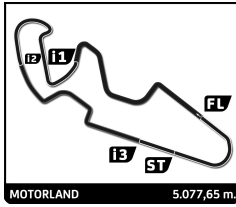
Nr Driver	Team	Class	Top 1		Top 2		Top 3		Top 4		Top 5		Avg	
			Kph	Lap	Kph	Lap	Kph	Lap	Kph	Lap	Kph	Lap		
7	AXEL GNOS	G4 RACING	R	<b>231.3</b>	10	229.8	11	229.3	4	227.8	9	226.9	7	229,0
8	NICOLAS BAERT	MP MOTORSPORT	R	<b>229.3</b>	3	228.8	4	227.4	1	226.4	7	225.9	11	227,6
44	KILLIAN MEYER	FORMULA DE CAMPEONES - PRAGA F4	R	<b>228.8</b>	1	227.4	3	226.4	4	226.4	7	225.9	2	227,0
26	RAFAEL VILLANUEVA	MP MOTORSPORT		<b>226.9</b>	4	226.4	3	226.4	7	225.5	8	225.0	9	226,0
5	IRINA SIDORKOVA	DRIVEX SCHOOL	R / F	<b>226.9</b>	4	225.9	7	225.0	11	224.5	10	224.5	9	225,4
13	TIJMEN VAN DER HELM	MP MOTORSPORT	R	<b>226.4</b>	7	225.9	4	225.5	9	225.0	11	225.0	3	225,6
33	CARLES MARTINEZ	FORMULA DE CAMPEONES - PRAGA F4	R	<b>226.4</b>	7	225.9	9	225.0	11	225.0	5	224.5	3	225,4
34	SHIHAB AL HABSI	XCEL MOTORSPORT		<b>226.4</b>	7	225.5	4	225.0	9	224.5	11	224.5	10	225,2
12	RASHED GHANEM	DRIVEX SCHOOL		<b>225.9</b>	1	225.9	4	225.0	7	224.5	3	224.1	9	225,1
20	IVAN NOSOV	DRIVEX SCHOOL	R	<b>225.9</b>	1	224.1	4	223.1	5	223.1	7	221.8	10	223,6
11	ARTEM LOBANENKO	DRIVEX SCHOOL		<b>225.5</b>	3	224.1	1	223.1	7	222.7	11	222.7	4	223,6
22	BELEN GARCIA	GLOBAL RACING SERVICE	R / F	<b>225.5</b>	2	223.6	4	223.1	7	222.7	11	222.2	10	223,4
43	FRANCO COLAPINTO	DRIVEX SCHOOL	R	<b>225.0</b>	4	225.0	7	224.5	11	224.5	10	224.5	9	224,7
27	NEREA MARTI	FORMULA DE CAMPEONES - PRAGA F4	R / F	<b>225.0</b>	7	224.5	11	224.1	10	224.1	9	224.1	1	224,4
16	GLENN VAN BERLO	MP MOTORSPORT	R	<b>224.5</b>	1									224,5



## CARRERA 2

### Leader Sequence by Class

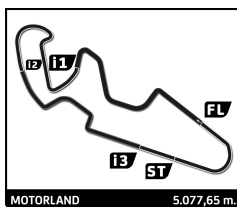
Nr	Driver	Team	Car	Start Lap	End Lap	Laps	Total Laps
<b>R</b>							
34	SHIHAB AL HABSI	XCEL MOTORSPORT		1	11	11	11
<b>R</b>							
13	TIJMEN VAN DER HELM	MP MOTORSPORT		1	11	11	11
<b>R / F</b>							
5	IRINA SIDORKOVA	DRIVEX SCHOOL		1	11	11	11



## CARRERA 2

### Fastest Lap Sequence

Elapsed	Nr Driver	Team	Car	Class	Time	Kph	Lap
3:47.886	<b>34 SHIHAB AL HABSI</b>	XCEL MOTORSPORT			<b>1:52.632</b>	162.3	2
5:40.179	<b>34 SHIHAB AL HABSI</b>	XCEL MOTORSPORT			<b>1:52.293</b>	162.8	3
5:43.616	<b>7 AXEL GNOS</b>	G4 RACING		R	<b>1:52.280</b>	162.8	3
7:32.239	<b>34 SHIHAB AL HABSI</b>	XCEL MOTORSPORT			<b>1:52.060</b>	163.1	4
13:10.242	<b>13 TIJMEN VAN DER HELM</b>	MP MOTORSPORT		R	<b>1:51.949</b>	163.3	7
13:11.119	<b>33 CARLES MARTINEZ</b>	FORMULA DE CAMPEONES - PRAGA F4		R	<b>1:51.873</b>	163.4	7
13:13.128	<b>7 AXEL GNOS</b>	G4 RACING		R	<b>1:51.860</b>	163.4	7
13:47.779	<b>43 FRANCO COLAPINTO</b>	DRIVEX SCHOOL		R	<b>1:51.773</b>	163.5	7
15:04.845	<b>7 AXEL GNOS</b>	G4 RACING		R	<b>1:51.717</b>	163.6	8
16:56.467	<b>7 AXEL GNOS</b>	G4 RACING		R	<b>1:51.622</b>	163.7	9

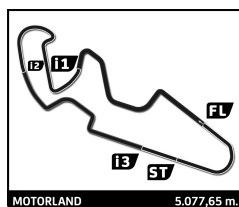


## CARRERA 2

### Analysis by lap

Lapped

Nr	Lap Time	Gap	Nr	Lap Time	Gap	Nr	Lap Time	Gap	Nr	Lap Time	Gap	Nr	Lap Time	Gap			
<b>Lap 1</b>																	
34	1:55.254	0.000	44	1:52.314	5.394	27	1:53.274	19.449	33	1:52.999	3.403						
13	1:55.938	0.684	12	1:53.295	6.021	22	1:54.432	24.525	44	1:52.595	5.424						
33	1:56.915	1.661	11	1:54.592	11.614	43	1:51.773	38.968	12	1:54.074	10.086						
7	1:58.633	3.379	20	1:55.311	12.257	<b>Lap 8</b>											
12	1:59.776	4.522	8	1:54.877	12.553	34	1:52.215		11	1:53.835	15.763						
44	2:00.051	4.797	26	1:55.928	13.333	13	1:52.127	1.343	8	1:52.919	15.900						
11	2:00.729	5.475	5	1:53.545	13.411	33	1:52.173	2.266	20	1:53.779	21.818						
20	2:00.823	5.569	27	1:53.778	15.274	7	1:51.717	3.819	26	1:53.803	22.148						
26	2:01.231	5.977	22	1:54.327	18.056	44	1:52.300	5.596	5	1:53.344	22.458						
8	2:01.332	6.078	43	1:52.455	39.468	12	1:52.857	8.087	27	1:53.297	23.081						
5	2:02.038	6.784	<b>Lap 5</b>														
22	2:02.242	6.988	34	1:52.239		11	1:52.597	14.226	43	1:51.872	37.422						
27	2:02.497	7.243	13	1:52.315	1.592	8	1:52.676	15.441									
16	2:02.731	7.477	33	1:52.064	2.476	20	1:53.402	18.544									
43	2:32.286	37.032	7	1:52.833	4.496	26	1:53.214	18.804									
<b>Lap 2</b>																	
34	1:52.632		44	1:52.308	5.463	5	1:53.288	19.236									
13	1:52.797	0.849	12	1:52.770	6.552	27	1:53.452	20.686									
33	1:53.163	2.192	11	1:53.211	12.586	22	1:54.978	27.288									
7	1:52.703	3.450	8	1:53.932	14.246	43	1:52.648	39.401									
12	1:52.708	4.598	20	1:54.665	14.683	<b>Lap 9</b>											
44	1:52.831	4.996	26	1:54.271	15.365	34	1:52.469										
20	1:54.233	7.170	5	1:54.694	15.866	13	1:52.307	1.181									
11	1:54.736	7.579	27	1:53.754	16.789	33	1:52.154	1.951									
26	1:54.760	8.105	22	1:54.349	20.166	7	1:51.622	2.972									
8	1:54.932	8.378	43	1:52.161	39.390	44	1:52.235	5.362									
5	1:55.385	9.537	<b>Lap 6</b>														
22	1:55.509	9.865	34	1:52.176		12	1:52.653	8.271									
27	1:56.317	10.928	13	1:52.223	1.639	11	1:52.578	14.335									
43	1:53.841	38.241	33	1:52.292	2.592	8	1:52.618	15.590									
<b>Lap 3</b>																	
34	1:52.293		7	1:52.294	4.614	20	1:53.573	19.648									
13	1:52.571	1.127	44	1:52.278	5.565	26	1:53.817	20.152									
33	1:52.560	2.459	12	1:52.604	6.980	5	1:53.867	20.634									
7	1:52.280	3.437	11	1:52.780	13.190	27	1:53.302	21.519									
12	1:52.481	4.786	8	1:52.771	14.841	22	1:54.584	29.403									
44	1:52.437	5.140	20	1:53.741	16.248	43	1:51.977	38.909									
20	1:54.129	9.006	26	1:53.589	16.778	<b>Lap 10</b>											
11	1:53.796	9.082	5	1:53.507	17.197	34	1:52.444										
26	1:53.653	9.465	27	1:53.719	18.332	13	1:52.579	1.316									
8	1:53.651	9.736	22	1:54.260	22.250	33	1:53.579	3.086									
5	1:54.682	11.926	43	1:52.138	39.352	44	1:52.593	5.511									
27	1:54.921	13.556	<b>Lap 7</b>														
22	1:58.217	15.789	34	1:52.157		7	1:57.967	8.495									
43	1:53.125	39.073	13	1:51.949	1.431	12	1:52.867	8.694									
<b>Lap 4</b>																	
34	1:52.060		33	1:51.873	2.308	11	1:52.719	14.610									
13	1:52.449	1.516	7	1:51.860	4.317	8	1:52.517	15.663									
33	1:52.252	2.651	44	1:52.103	5.511	20	1:53.517	20.721									
7	1:52.525	3.902	12	1:52.622	7.445	33	1:53.319	21.027									
<b>Lap 5</b>																	
34	1:52.682		11	1:52.811	13.844	5	1:53.606	21.796									
13	1:52.920	1.554	8	1:52.296	14.980	27	1:53.391	22.466									
<b>Lap 6</b>																	
34	1:52.682		20	1:53.266	17.357	22	1:55.726	32.685									
13	1:52.920	1.554	26	1:53.184	17.805	43	1:51.767	38.232									
<b>Lap 7</b>																	
34	1:52.682		5	1:53.123	18.163	<b>Lap 11</b>											
13	1:52.920	1.554															

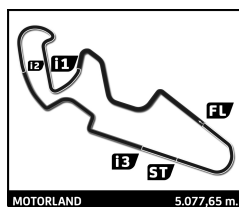


## CARRERA 2

### Sector Analysis

■ Personal Best   ■ Session Best   B Crossing the finish line in the pit lane

Lap	Time	Sector 1	Sector 2	Sector 3	Sector 4	T.Sp	Lap	Time	Sector 1	Sector 2	Sector 3	Sector 4	T.Sp	
<b>5</b>	<b>IRINA SIDORKOVA</b> RUS							<b>12</b>	<b>RASHED GHANEM</b> LBN					
DRIVEX SCHOOL							DRIVEX SCHOOL							
1	2:02.038	37.404	32.857	31.167	20.610	220.4	1	1:59.776	35.886	32.352	31.125	20.413	225.9	
2	1:55.385	32.161	32.812	30.019	20.393	222.2	2	1:52.708	31.500	31.561	29.456	20.191	222.7	
3	1:54.682	31.920	32.754	29.695	20.313	222.7	3	1:52.481	31.465	31.591	29.340	20.085	224.5	
4	1:53.545	31.658	31.886	29.713	20.288	226.9	4	1:53.295	31.437	32.304	29.395	20.159	225.9	
5	1:54.694	32.684	31.942	29.815	20.253	224.5	5	1:52.770	31.493	31.582	29.442	20.253	224.1	
6	1:53.507	31.539	32.045	29.735	20.188	222.7	6	1:52.604	31.317	31.661	29.468	20.158	221.8	
7	1:53.123	31.542	31.844	29.588	20.149	225.9	7	1:52.622	31.301	31.440	29.351	20.530	225.0	
8	1:53.288	31.466	32.074	29.572	20.176	224.5	8	1:52.857	31.481	31.553	29.531	20.292	223.1	
9	1:53.867	31.931	32.062	29.640	20.234	224.5	9	1:52.653	31.381	31.675	29.420	20.177	224.1	
10	1:53.606	31.709	32.083	29.580	20.234	224.5	10	1:52.867	31.429	31.622	29.437	20.379	223.1	
11	1:53.344	31.564	31.909	29.686	20.185	225.0	11	1:54.074	32.233	31.922	29.497	20.422	223.6	
<b>7</b>	<b>AXEL GNOS</b> CHE							<b>13</b>	<b>TIJMEN VAN DER HELM</b> NLD					
G4 RACING							MP MOTORSPORT							
1	1:58.633	35.465	32.643	30.202	20.323	224.1	1	1:55.938	34.095	32.001	29.599	20.243	224.1	
2	1:52.703	31.402	31.700	29.524	20.077	224.5	2	1:52.797	31.387	31.695	29.468	20.247	224.1	
3	1:52.280	31.322	31.566	29.318	20.074	226.4	3	1:52.571	31.197	31.772	29.441	20.161	225.0	
4	1:52.525	31.217	31.331	29.311	20.666	229.3	4	1:52.449	31.305	31.617	29.309	20.218	225.9	
5	1:52.833	31.846	31.566	29.267	20.154	225.5	5	1:52.315	31.316	31.625	29.250	20.124	224.5	
6	1:52.294	31.250	31.372	29.431	20.241	224.5	6	1:52.223	31.250	31.669	29.215	20.089	224.1	
7	1:51.860	31.072	31.379	29.214	20.195	226.9	7	1:51.949	31.056	31.581	29.294	20.018	226.4	
8	1:51.717	31.188	31.326	29.189	20.014	226.4	8	1:52.127	31.157	31.495	29.326	20.149	225.0	
9	1:51.622	31.088	31.286	29.153	20.095	227.8	9	1:52.307	31.187	31.471	29.441	20.208	225.5	
10	1:57.967	31.316	31.186	29.313	26.152	231.3	10	1:52.579	31.299	31.652	29.424	20.204	224.5	
11	1:54.458	32.526	31.947	29.741	20.244	229.8	11	1:52.920	31.303	31.710	29.506	20.401	225.0	
<b>8</b>	<b>NICOLAS BAERT</b> BEL							<b>16</b>	<b>GLENN VAN BERLO</b> NLD					
MP MOTORSPORT							MP MOTORSPORT							
1	2:01.332	37.895	32.516	30.587	20.334	227.4	1	2:02.731 B	35.284	32.737	31.209	23.501	224.5	
2	1:54.932	32.783	32.356	29.584	20.209	225.9								
3	1:53.651	31.621	31.990	29.698	20.342	229.3								
4	1:54.877	32.386	32.594	29.709	20.188	228.8								
5	1:53.932	31.893	32.007	29.690	20.342	224.1								
6	1:52.771	31.443	31.746	29.443	20.139	223.6								
7	1:52.296	31.245	31.498	29.445	20.108	226.4								
8	1:52.676	31.304	31.661	29.521	20.190	224.5								
9	1:52.618	31.221	31.724	29.433	20.240	225.0								
10	1:52.517	31.351	31.617	29.366	20.183	225.5								
11	1:52.919	31.304	31.721	29.586	20.308	225.9								
<b>11</b>	<b>ARTEM LOBANENKO</b> RUS							<b>20</b>	<b>IVAN NOSOV</b> RUS					
DRIVEX SCHOOL							DRIVEX SCHOOL							
1	2:00.729	36.155	32.499	31.217	20.858	224.1	1	2:00.823	36.709	32.847	30.465	20.802	225.9	
2	1:54.736	32.583	32.054	29.696	20.403	222.7	2	1:54.233	32.040	32.040	29.798	20.355	218.6	
3	1:53.796	31.674	32.086	29.755	20.281	225.5	3	1:54.129	31.642	32.133	29.883	20.471	221.3	
4	1:54.592	32.489	32.157	29.680	20.266	222.7	4	1:55.311	32.693	32.624	29.724	20.270	224.1	
5	1:53.211	31.565	31.874	29.389	20.383	218.2	5	1:54.665	32.329	32.302	29.699	20.335	223.1	
6	1:52.780	31.382	31.653	29.515	20.230	220.9	6	1:53.741	31.698	32.054	29.692	20.297	220.9	
7	1:52.811	31.432	31.633	29.549	20.197	223.1	7	1:53.266	31.380	31.887	29.749	20.250	223.1	
8	1:52.597	31.329	31.702	29.412	20.154	221.3	8	1:53.402	31.557	31.964	29.570	20.311	221.3	
9	1:52.578	31.262	31.557	29.496	20.263	221.8	9	1:53.573	31.663	31.866	29.667	20.377	221.8	
10	1:52.719	31.389	31.692	29.415	20.223	222.2	10	1:53.517	31.692	31.831	29.673	20.321	221.8	
11	1:53.835	31.410	31.711	29.517	21.197	222.7	11	1:53.779	31.637	32.002	29.730	20.410	221.3	
<b>22</b>	<b>BELEN GARCIA</b> ESP							<b>22</b>	<b>BELEN GARCIA</b> ESP					
GLOBAL RACING SERVICE							GLOBAL RACING SERVICE							
1	2:02.242	38.200	32.741	30.566	20.735	222.2	1	2:02.242	38.200	32.741	30.566	20.735	222.2	
2	1:55.509	32.241	32.730	30.092	20.446	225.5	2	1:55.509	32.241	32.730	30.092	20.446	225.5	
3	1:58.217	31.747	32.746	31.979	21.745	212.6	3	1:58.217	31.747	32.746	31.979	21.745	212.6	
4	1:54.327	31.993	31.874	29.890	20.570	223.6	4	1:54.327	31.993	31.874	29.890	20.570	223.6	
5	1:54.349	31.915	31.954	29.803	20.677	222.2	5	1:54.349	31.915	31.954	29.803	20.677	222.2	
6	1:54.260	31.808	32.023	29.901	20.528	221.3	6	1:54.260	31.808	32.023	29.901	20.528	221.3	



## CARRERA 2

### Sector Analysis

■ Personal Best   ■ Session Best   B Crossing the finish line in the pit lane

Lap	Time	Sector 1	Sector 2	Sector 3	Sector 4	T.Sp	Lap	Time	Sector 1	Sector 2	Sector 3	Sector 4	T.Sp
7	1:54.432	31.921	32.071	29.817	20.623	223.1	7	1:52.157	31.204	31.527	29.332	<b>20.094</b>	226.4
8	1:54.978	31.976	32.081	30.175	20.746	220.9	8	1:52.215	31.218	31.479	29.330	20.188	223.6
9	1:54.584	31.919	31.903	29.974	20.788	221.8	9	1:52.469	31.299	31.690	29.358	20.122	225.0
10	1:55.726	32.055	32.805	29.993	20.873	222.2	10	1:52.444	31.363	<b>31.415</b>	29.436	20.230	224.5
11	1:55.570	32.221	32.185	30.145	21.019	222.7	11	1:52.682	31.387	31.640	29.381	20.274	224.5

**26** **RAFAEL VILLANUEVA** ESP  
MP MOTORSPORT

1	2:01.231	37.052	32.748	30.715	20.716	223.6
2	1:54.760	32.688	31.834	29.973	20.265	223.6
3	1:53.653	31.656	31.918	29.805	20.274	226.4
4	1:55.928	32.440	33.061	29.828	20.599	226.9
5	1:54.271	32.572	31.823	29.727	20.149	224.1
6	1:53.589	<b>31.513</b>	31.774	29.951	20.351	223.6
7	<b>1:53.184</b>	31.550	<b>31.484</b>	29.793	20.357	226.4
8	1:53.214	31.536	31.859	<b>29.699</b>	<b>20.120</b>	225.5
9	1:53.817	32.102	31.758	29.723	20.234	225.0
10	1:53.319	31.659	31.777	29.756	20.127	223.6
11	1:53.803	31.791	31.799	29.949	20.264	224.5

**43** **FRANCO COLAPINTO** ARG  
DRIVEX SCHOOL

1	2:32.286	1:09.102	32.351	30.224	20.609	222.2
2	1:53.841	32.002	31.849	29.709	20.281	221.8
3	1:53.125	31.741	31.684	29.513	20.187	224.5
4	1:52.455	31.429	31.370	29.484	20.172	225.0
5	1:52.161	31.248	31.308	29.388	20.217	222.2
6	1:52.138	31.340	31.276	29.454	20.068	224.5
7	1:51.773	31.276	<b>31.252</b>	<b>29.199</b>	20.046	225.0
8	1:52.648	31.557	31.593	29.351	20.147	224.1
9	1:51.977	31.233	31.423	29.204	20.117	224.5
10	<b>1:51.767</b>	<b>31.117</b>	31.338	29.269	<b>20.043</b>	224.5
11	1:51.872	31.182	31.294	29.267	20.129	224.5

**27** **NEREA MARTI** ESP  
FORMULA DE CAMPEONES - PRAGA F4

1	2:02.497	38.114	33.418	30.413	20.552	224.1
2	1:56.317	32.364	32.785	30.161	21.007	222.2
3	1:54.921	32.458	32.132	29.930	20.401	222.7
4	1:53.778	31.796	31.821	29.708	20.453	224.1
5	1:53.754	31.754	31.834	29.721	20.445	223.6
6	1:53.719	31.729	31.796	29.623	20.571	223.1
7	<b>1:53.274</b>	31.665	<b>31.711</b>	<b>29.558</b>	20.340	225.0
8	1:53.452	31.605	31.753	29.673	20.421	222.2
9	1:53.302	<b>31.546</b>	31.881	29.577	20.298	224.1
10	1:53.391	31.621	31.870	29.612	20.288	224.1
11	1:53.297	31.583	31.739	29.733	<b>20.242</b>	224.5

**44** **KILLIAN MEYER** ESP  
FORMULA DE CAMPEONES - PRAGA F4

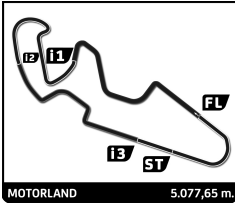
1	2:00.051	36.536	32.248	30.795	20.472	228.8
2	1:52.831	31.669	31.620	29.461	20.081	225.9
3	1:52.437	31.439	31.778	29.358	<b>19.862</b>	227.4
4	1:52.314	31.306	31.571	29.359	20.078	226.4
5	1:52.308	31.432	<b>31.393</b>	29.339	20.144	225.0
6	1:52.278	31.269	31.617	29.369	20.023	224.1
7	<b>1:52.103</b>	31.292	31.512	<b>29.297</b>	20.002	226.4
8	1:52.300	<b>31.199</b>	31.648	29.343	20.110	225.0
9	1:52.235	31.343	31.456	29.410	20.026	225.5
10	1:52.593	31.396	31.503	29.302	20.392	224.5
11	1:52.595	31.425	31.534	29.467	20.169	225.5

**33** **CARLES MARTINEZ** ESP  
FORMULA DE CAMPEONES - PRAGA F4

1	1:56.915	34.686	32.254	29.825	20.150	223.1
2	1:53.163	31.696	31.856	29.383	20.228	222.2
3	1:52.560	31.331	31.729	29.344	20.156	224.5
4	1:52.252	31.332	31.485	29.246	20.189	224.5
5	1:52.064	31.272	31.532	<b>29.170</b>	20.090	225.0
6	1:52.292	31.264	31.614	29.243	20.171	224.1
7	<b>1:51.873</b>	<b>31.184</b>	31.461	29.215	<b>20.013</b>	226.4
8	1:52.173	31.260	31.596	29.217	20.100	224.1
9	1:52.154	31.230	<b>31.413</b>	29.335	20.176	225.9
10	1:53.579	31.352	31.458	29.818	20.951	224.1
11	1:52.999	31.667	31.692	29.406	20.234	225.0

**34** **SHIHAB AL HABSI** OMN  
XCEL MOTORSPORT

1	1:55.254	33.436	31.949	29.657	20.212	222.7
2	1:52.632	31.415	31.559	29.428	20.230	222.2
3	1:52.293	31.251	31.515	29.365	20.162	223.6
4	<b>1:52.060</b>	<b>31.171</b>	31.446	29.332	20.111	225.5
5	1:52.239	31.256	31.471	29.314	20.198	223.6
6	1:52.176	31.283	31.439	<b>29.306</b>	20.148	223.6



## CARRERA 3 (25' +1 Lap)

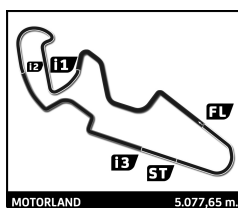
### Official Starting Grid

FRANCO COLAPINTO	DRIVEX SCHOOL	43	- 8 -	22	GLOBAL RACING SERVICE	1:53.530	BELEN GARCIA
1:53.190 IVAN NOSOV	DRIVEX SCHOOL	20	- 7 -	27	FORMULA DE CAMPEONES - PRAGA F4	1:52.841	NEREA MARTI
1:52.355 IRINA SIDORKOVA	DRIVEX SCHOOL	5	- 6 -	8	MP MOTORSPORT	1:52.332	NICOLAS BAERT
1:52.323 RAFAEL VILLANUEVA	MP MOTORSPORT	26	- 5 -	33	FORMULA DE CAMPEONES - PRAGA F4	1:52.211	CARLES MARTINEZ
1:52.100 GLENN VAN BERLO	MP MOTORSPORT	16	- 4 -	12	DRIVEX SCHOOL	1:51.861	RASHED GHANEM
1:51.826 ARTEM LOBANENKO	DRIVEX SCHOOL	11	- 3 -	7	G4 RACING	1:51.727	AXEL GNOS
1:51.603 SHIHAB AL HABSİ	XCEL MOTORSPORT	34	- 2 -	13	MP MOTORSPORT	1:51.599	TIJMEN VAN DER HELM
1:51.492 KILLIAN MEYER	FORMULA DE CAMPEONES - PRAGA F4	44	- 1 -				

Pole

Published at: .....

Stewards:	Timekeeper:
-----------	-------------



## CARRERA 3 (25' +1 Lap)

### Final Classification

Nr Driver	Nat	Team	Car	Cl.	Laps	Total Time	Gap	Kph	Best Lap		
									Lap	Time	Kph
1	44	KILLIAN MEYER	ESP FORMULA DE CAMPEONES - PRAGA F4	R	15	28:13.452	-	161.9	5	1:52.291	162.8
2	34	SHIHAB AL HABSI	OMN XCEL MOTORSPORT		15	28:18.335	+4.883	161.4	10	1:52.399	162.6
3	11	ARTEM LOBANENKO	RUS DRIVEX SCHOOL		15	28:29.188	+15.736	160.4	6	1:52.726	162.1
4	33	CARLES MARTINEZ	ESP FORMULA DE CAMPEONES - PRAGA F4	R	15	28:29.355	+15.903	160.4	4	1:52.726	162.1
5	12	RASHED GHANEM	LBN DRIVEX SCHOOL		15	28:30.081	+16.629	160.3	3	1:52.724	162.1
6	5	IRINA SIDORKOVA	RUS DRIVEX SCHOOL	R / F	15	28:34.002	+20.550	160.0	4	1:53.005	161.7
7	7	AXEL GNOS	CHE G4 RACING	R	15	28:37.761	+24.309	159.6	6	1:52.405	162.6
8	8	NICOLAS BAERT	BEL MP MOTORSPORT	R	15	28:37.867	+24.415	159.6	3	1:52.890	161.9
9	27	NEREA MARTI	ESP FORMULA DE CAMPEONES - PRAGA F4	R / F	15	28:46.173	+32.721	158.8	8	1:53.627	160.9
10	22	BELEN GARCIA	ESP GLOBAL RACING SERVICE	R / F	15	28:58.759	+45.307	157.7	3	1:54.593	159.5
11	43	FRANCO COLAPINTO	ARG DRIVEX SCHOOL	R	15	29:24.054	+1:10.602	155.4	6	1:52.145	163.0
12	16	GLENN VAN BERLO	NLD MP MOTORSPORT	R	14	26:32.154	1 Lap	160.7	12	1:52.836	162.0
13	13	TIJMEN VAN DER HELM	NLD MP MOTORSPORT	R	14	26:32.395	1 Lap	160.7	5	1:52.505	162.5
14	26	RAFAEL VILLANUEVA	ESP MP MOTORSPORT		14	28:41.331	1 Lap	148.7	3	1:53.498	161.0
<b>Not classified</b>											
20	IVAN NOSOV	RUS DRIVEX SCHOOL		R	10	19:22.939			8	1:53.159	161.5

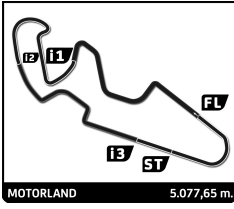
<b>Pole Position:</b>	KILLIAN MEYER	1:51.492	163.9 Kph
<b>Fastest Lap:</b>	Lap6 FRANCO COLAPINTO	1:52.145	163.0 Kph

Published at: .....

Track Status: **DRY**

<b>Stewards:</b>	<b>Timekeeper:</b>

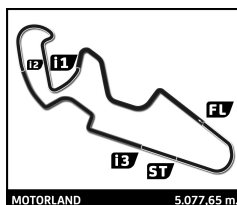




# CARRERA 3

## Lap Chart

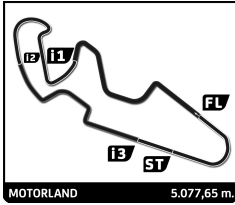
Nr	Pos	Grid	Lap														
			1	2	3	4	5	6	7	8	9	10	11	12	13	14	15
44	1	44	44	44	44	44	44	44	44	44	44	44	44	44	44	44	44
13	2	13	13	13	13	13	13	13	13	34	34	34	34	34	34	34	34
34	3	34	34	34	34	34	34	34	34	11	11	11	11	11	11	11	11
7	4	7	11	11	11	11	11	11	43	43	16	16	13	13	13	16	33
11	5	11	16	16	16	16	16	16	16	16	13	13	16	16	16	13	12
12	6	12	7	7	7	7	43	43	11	13	33	33	33	33	33	33	5
16	7	16	12	33	43	43	7	7	7	33	12	12	12	12	12	12	7
33	8	33	33	43	33	33	33	33	33	12	5	5	5	5	5	5	8
26	9	26	43	12	12	12	12	12	12	5	8	8	8	8	8	8	27
8	10	8	5	5	5	5	5	5	5	8	43	7	7	7	7	7	22
5	11	5	26	26	26	8	8	8	8	26	27	27	27	27	27	27	43
27	12	27	20	8	8	26	26	26	26	20	7	22	22	22	22	22	22
20	13	20	8	20	20	20	20	20	20	27	20	20	43	43	43	43	43
22	14	22	22	27	27	27	27	27	27	7	22	43	26	26	26	26	26
43	15	43	27	22	22	22	22	22	22	22	26	26	26	26	26	26	26



## CARRERA 3

### Best Sector Times

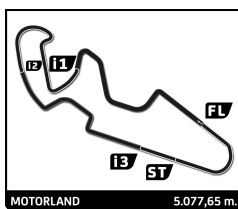
Sector 1			Sector 2			Sector 3			Sector 4			Pos	Nr	Ideal Lap	Best Lap	
Pos	Nr	Driver	Time	Nr	Driver	Time	Nr	Driver	Time	Nr	Driver					Time
1	7	A.GNOS	31.215	34	S.AL HABSI	31.396	44	K.MEYER	29.338	34	S.AL HABSI	19.937	1	43	1:51.994	1:52.145 (1)
2	43	F.COLAPINTO	31.244	43	F.COLAPINTO	31.403	43	F.COLAPINTO	29.357	13	T.VAN DER HELM	19.957	2	34	1:51.996	1:52.399 (3)
3	34	S.AL HABSI	31.265	44	K.MEYER	31.417	16	G.VAN BERLO	29.389	43	F.COLAPINTO	19.990	3	7	1:52.044	1:52.405 (4)
4	13	T.VAN DER HELM	31.311	7	A.GNOS	31.441	7	A.GNOS	29.389	7	A.GNOS	19.999	4	44	1:52.100	1:52.291 (2)
5	44	K.MEYER	31.337	13	T.VAN DER HELM	31.464	34	S.AL HABSI	29.398	44	K.MEYER	20.008	5	13	1:52.186	1:52.505 (5)
6	11	A.LOBANENKO	31.350	12	R.GHANEM	31.527	12	R.GHANEM	29.405	8	N.BAERT	20.106	6	12	1:52.533	1:52.724 (6)
7	8	N.BAERT	31.366	11	A.LOBANENKO	31.537	5	I.SIDORKOVA	29.442	33	C.MARTINEZ	20.123	7	11	1:52.536	1:52.726 (7)
8	33	C.MARTINEZ	31.387	33	C.MARTINEZ	31.548	13	T.VAN DER HELM	29.454	11	A.LOBANENKO	20.132	8	33	1:52.593	1:52.726 (8)
9	16	G.VAN BERLO	31.388	8	N.BAERT	31.644	20	I.NOSOV	29.487	20	I.NOSOV	20.145	9	16	1:52.605	1:52.836 (9)
10	5	I.SIDORKOVA	31.394	16	G.VAN BERLO	31.658	11	A.LOBANENKO	29.517	5	I.SIDORKOVA	20.146	10	8	1:52.641	1:52.890 (10)
11	12	R.GHANEM	31.437	26	R.VILLANUEVA	31.664	8	N.BAERT	29.525	12	R.GHANEM	20.164	11	5	1:52.669	1:53.005 (11)
12	20	I.NOSOV	31.514	27	N.MARTI	31.667	33	C.MARTINEZ	29.535	16	G.VAN BERLO	20.170	12	20	1:52.919	1:53.159 (12)
13	26	R.VILLANUEVA	31.563	5	I.SIDORKOVA	31.687	26	R.VILLANUEVA	29.579	26	R.VILLANUEVA	20.203	13	26	1:53.009	1:53.498 (13)
14	27	N.MARTI	31.694	20	I.NOSOV	31.773	27	N.MARTI	29.774	27	N.MARTI	20.374	14	27	1:53.509	1:53.627 (14)
15	22	B.GARCIA	32.025	22	B.GARCIA	31.921	22	B.GARCIA	29.805	22	B.GARCIA	20.589	15	22	1:54.340	1:54.593 (15)



## CARRERA 3

### Best Top Speed

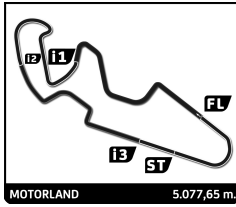
Nr Driver	Team	Class	Top 1		Top 2		Top 3		Top 4		Top 5		Avg	
			Kph	Lap	Kph	Lap	Kph	Lap	Kph	Lap	Kph	Lap		
7	AXEL GNOS	G4 RACING	R	<b>230.8</b>	7	229.8	2	228.8	1	228.8	4	227.4	3	229,1
16	GLENN VAN BERLO	MP MOTORSPORT	R	<b>229.3</b>	14	227.8	9	227.4	1	226.9	4	226.9	10	227,7
5	IRINA SIDORKOVA	DRIVEX SCHOOL	R / F	<b>229.3</b>	9	228.8	2	226.9	8	226.4	14	225.9	10	227,5
33	CARLES MARTINEZ	FORMULA DE CAMPEONES - PRAGA F4	R	<b>228.8</b>	1	227.8	8	227.8	5	226.4	7	225.9	3	227,3
8	NICOLAS BAERT	MP MOTORSPORT	R	<b>228.3</b>	10	227.4	14	226.9	2	226.9	11	226.9	9	227,3
13	TIJMEN VAN DER HELM	MP MOTORSPORT	R	<b>228.3</b>	10	227.4	14	227.4	12	227.4	9	226.9	13	227,5
12	RASHED GHANEM	DRIVEX SCHOOL		<b>227.8</b>	1	226.9	10	226.9	9	225.9	15	225.5	8	226,6
43	FRANCO COLAPINTO	DRIVEX SCHOOL	R	<b>227.8</b>	2	227.4	6	226.4	4	224.5	15	224.5	7	226,1
34	SHIHAB AL HABSI	XCEL MOTORSPORT		<b>227.8</b>	2	227.4	7	226.9	3	226.4	1	226.4	5	227,0
26	RAFAEL VILLANUEVA	MP MOTORSPORT		<b>227.4</b>	4	224.5	2	224.1	3	223.6	8	223.6	7	224,6
44	KILLIAN MEYER	FORMULA DE CAMPEONES - PRAGA F4	R	<b>226.4</b>	9	225.9	1	225.9	2	225.5	11	225.5	10	225,8
20	IVAN NOSOV	DRIVEX SCHOOL	R	<b>225.5</b>	8	223.6	7	221.8	4	221.3	10	221.3	6	222,7
22	BELEN GARCIA	GLOBAL RACING SERVICE	R / F	<b>225.0</b>	2	223.1	10	222.7	3	222.7	14	222.2	8	223,1
11	ARTEM LOBANENKO	DRIVEX SCHOOL		<b>223.6</b>	2	223.6	3	223.6	10	223.6	9	223.1	11	223,5
27	NEREA MARTI	FORMULA DE CAMPEONES - PRAGA F4	R / F	<b>223.6</b>	8	223.1	10	223.1	15	223.1	7	222.7	2	223,1



## CARRERA 3

### Leader Sequence by Class

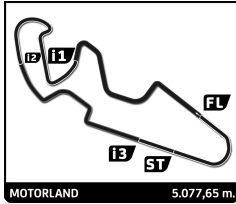
Nr	Driver	Team	Car	Start Lap	End Lap	Laps	Total Laps
34	SHIHAB AL HABSI	XCEL MOTORSPORT		1	15	15	15
<b>R</b>							
44	KILLIAN MEYER	FORMULA DE CAMPEONES - PRAGA F4		1	15	15	15
<b>R / F</b>							
5	IRINA SIDORKOVA	DRIVEX SCHOOL		1	15	15	15



## CARRERA 3

### Fastest Lap Sequence

Elapsed	Nr Driver	Team	Car	Class	Time	Kph	Lap
3:48.669	44 KILLIAN MEYER	FORMULA DE CAMPEONES - PRAGA F4		R	1:52.936	161.8	2
5:41.310	44 KILLIAN MEYER	FORMULA DE CAMPEONES - PRAGA F4		R	1:52.641	162.3	3
7:38.745	43 FRANCO COLAPINTO	DRIVEX SCHOOL		R	1:52.385	162.6	4
9:26.338	44 KILLIAN MEYER	FORMULA DE CAMPEONES - PRAGA F4		R	1:52.291	162.8	5
11:23.865	43 FRANCO COLAPINTO	DRIVEX SCHOOL		R	1:52.145	163.0	6

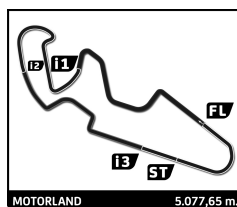


## CARRERA 3

### Analysis by lap

Lapped

Nr	Lap Time	Gap	Nr	Lap Time	Gap	Nr	Lap Time	Gap	Nr	Lap Time	Gap	Nr	Lap Time	Gap
<b>Lap 1</b>			34	1:52.977	2.963	7	1:53.224	6.507	27	1:55.486	23.839	34	1:52.854	5.196
44	1:55.733	0.000	11	1:52.978	3.640	33	1:52.971	7.136	22	1:54.747	31.431	11	1:54.243	11.529
13	1:56.301	0.568	16	1:52.852	3.895	12	1:53.073	7.984	20	2:02.684	32.781	16	1:53.780	11.696
34	1:56.772	1.039	7	1:52.714	4.091	5	1:53.069	9.802	43	2:44.671	1:07.963	13	1:54.553	11.937
11	1:57.973	2.240	43	1:52.385	4.698	8	1:52.935	10.963				33	1:54.183	14.884
16	1:58.258	2.525	33	1:52.726	5.372	26	1:53.597	13.242	<b>Lap 11</b>			12	1:54.149	15.127
7	1:58.259	2.526	12	1:53.107	6.327	20	1:53.339	14.070	44	1:52.418		5	1:53.783	15.356
12	1:58.656	2.923	5	1:53.005	7.196	27	1:53.723	18.269	34	1:52.532	5.217	8	1:53.406	15.719
33	1:58.908	3.175	8	1:53.598	9.219	22	1:55.530	24.181	11	1:52.835	8.657	7	1:52.728	23.078
43	2:00.359	4.626	26	1:54.761	9.497				13	1:52.763	9.244	<b>26</b>	1:54.262	1 Lap
5	2:00.781	5.048	20	1:53.752	11.252	<b>Lap 8</b>			16	1:53.555	9.891	27	1:54.605	30.882
26	2:01.303	5.570	27	1:54.248	14.242	44	1:52.800		33	1:53.381	12.011	22	1:55.420	41.768
20	2:02.527	6.794	22	1:54.648	15.629	34	1:54.216	5.985	12	1:53.309	12.399	43	1:52.826	1:09.726
8	2:03.036	7.303				11	1:54.157	7.527	5	1:53.227	13.106			
22	2:03.988	8.255	<b>Lap 5</b>			43	1:54.875	7.553	8	1:53.318	13.597	<b>Lap 15</b>		
27	2:04.188	8.455	44	1:52.291		16	1:54.679	7.742	<b>26</b>	3:25.382	1 Lap	44	1:52.994	
			13	1:52.505	2.835	13	1:56.269	7.942	7	1:53.055	22.979	34	1:52.681	4.883
			34	1:52.407	3.079	33	1:53.902	8.238	27	1:54.222	25.643	11	1:57.201	15.736
			11	1:52.849	4.198	12	1:54.828	10.012	22	1:55.177	34.190	33	1:54.013	15.903
			16	1:52.985	4.589	5	1:53.282	10.284	43	1:53.295	1:08.840	12	1:54.496	16.629
			43	1:52.975	5.382	8	1:53.209	11.372				5	1:58.188	20.550
			7	1:54.159	5.959	26	1:53.644	14.086	<b>Lap 12</b>			7	1:54.225	24.309
			33	1:53.217	6.298	20	1:53.159	14.429	44	1:52.677		8	2:01.690	24.415
			12	1:52.900	6.936	27	1:53.627	19.096	34	1:52.553	5.093	<b>26</b>	1:54.534	1 Lap
			5	1:53.848	8.753	7	2:08.178	21.885	11	1:53.158	9.138	27	1:54.833	32.721
			8	1:53.159	10.087	22	1:55.553	26.934	13	1:52.902	9.469	22	1:56.533	45.307
			26	1:53.957	11.163				16	1:52.836	10.050	43	1:53.870	1:10.602
			20	1:53.632	12.593	<b>Lap 9</b>			33	1:53.202	12.536			
			27	1:53.842	15.793	44	1:53.195		12	1:53.334	13.056			
			22	1:55.149	18.487	34	1:52.658	5.448	5	1:53.181	13.610			
						11	1:53.491	7.823	8	1:53.163	14.083			
			<b>Lap 6</b>			16	1:53.714	8.261	7	1:52.747	23.049			
			44	1:52.377		13	1:53.963	8.710	<b>26</b>	1:54.502	1 Lap			
			13	1:52.633	3.091	33	1:55.414	10.457	27	1:54.320	27.286			
			34	1:52.601	3.303	12	1:54.264	11.081	22	1:55.211	36.724			
			11	1:52.726	4.547	5	1:54.235	11.324	43	1:52.898	1:09.061			
			16	1:52.873	5.085	8	1:53.857	12.034						
			43	1:52.145	5.150	43	2:01.678	16.036	<b>Lap 13</b>					
			7	1:52.405	5.987	27	1:55.196	21.097	44	1:52.648				
			33	1:52.948	6.869	7	1:53.119	21.809	34	1:52.454	4.899			
			12	1:53.056	7.615	20	2:01.607	22.841	11	1:53.353	9.843			
			5	1:53.061	9.437	22	1:55.689	29.428	13	1:53.120	9.941			
			8	1:53.022	10.732	26	2:20.574	41.465	16	1:53.071	10.473			
			26	1:53.563	12.349				33	1:53.370	13.258			
			20	1:53.219	13.435	<b>Lap 10</b>			12	1:53.127	13.535			
			27	1:53.834	17.250	44	1:52.744		5	1:53.168	14.130			
			22	1:55.245	21.355	34	1:52.399	5.103	8	1:53.435	14.870			
						11	1:53.161	8.240	7	1:52.506	22.907			
			<b>Lap 7</b>			16	1:53.237	8.754	<b>26</b>	1:53.772	1 Lap			
			44	1:52.704		13	1:52.933	8.899	27	1:54.196	28.834			
			13	1:54.086	4.473	33	1:53.335	11.048	22	1:54.829	38.905			
			34	1:53.970	4.569	12	1:53.171	11.508	43	1:53.044	1:09.457			
			43	1:53.032	5.478	5	1:53.717	12.297	<b>Lap 14</b>					
			16	1:53.482	5.863	8	1:53.407	12.697	44	1:52.557				
			11	1:54.327	6.170	7	1:53.277	22.342						



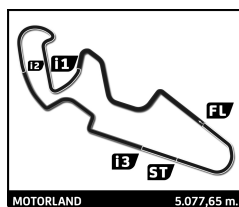
## CARRERA 3

### Sector Analysis

■ Personal Best    ■ Session Best    B Crossing the finish line in the pit lane

Lap	Time	Sector 1	Sector 2	Sector 3	Sector 4	T.Sp	Lap	Time	Sector 1	Sector 2	Sector 3	Sector 4	T.Sp	
<b>5</b>	<b>IRINA SIDORKOVA</b> RUS							<b>11</b>	<b>ARTEM LOBANENKO</b> RUS					
DRIVEX SCHOOL							DRIVEX SCHOOL							
1	2:00.781	37.155	33.099	30.096	20.431	225.5	1	1:57.973	35.060	32.320	30.087	20.506	222.7	
2	1:54.229	31.647	32.152	29.767	20.663	228.8	2	1:53.744	31.819	31.848	29.754	20.323	223.6	
3	1:53.228	31.844	31.785	<b>29.442</b>	20.157	222.2	3	1:52.992	31.506	31.693	29.599	20.194	223.6	
4	<b>1:53.005</b>	<b>31.394</b>	31.723	29.580	20.308	222.7	4	1:52.978	31.492	31.637	29.623	20.226	223.1	
5	1:53.848	31.500	31.747	30.130	20.471	221.3	5	1:52.849	31.405	31.696	<b>29.517</b>	20.231	221.8	
6	1:53.061	31.451	31.865	29.535	20.210	220.9	6	<b>1:52.726</b>	31.369	31.646	29.579	<b>20.132</b>	221.8	
7	1:53.069	31.441	31.886	29.499	20.243	223.1	7	1:54.327	31.370	31.838	30.534	20.585	223.1	
8	1:53.282	31.611	31.917	29.591	20.163	226.9	8	1:54.157	31.804	31.890	29.963	20.500	221.3	
9	1:54.235	31.751	31.955	30.147	20.382	229.3	9	1:53.491	31.914	31.770	29.522	20.285	223.6	
10	1:53.717	31.849	32.009	29.713	<b>20.146</b>	225.9	10	1:53.161	31.494	31.857	29.671	20.139	223.6	
11	1:53.227	31.509	<b>31.687</b>	29.803	20.228	224.5	11	1:52.835	31.446	<b>31.537</b>	29.634	20.218	223.1	
12	1:53.181	31.481	31.777	29.631	20.292	224.5	12	1:53.158	<b>31.350</b>	31.748	29.699	20.361	221.3	
13	1:53.168	31.556	31.770	29.654	20.188	222.2	13	1:53.353	31.470	31.721	29.653	20.509	220.4	
14	1:53.783	31.518	32.117	29.895	20.253	226.4	14	1:54.243	31.736	31.753	30.058	20.696	221.3	
15	1:58.188	32.279	33.507	30.493	21.909	225.0	15	1:57.201	31.998	32.165	30.209	22.829	219.5	
<b>7</b>	<b>AXEL GNOS</b> CHE							<b>12</b>	<b>RASHED GHANEM</b> LBN					
G4 RACING							DRIVEX SCHOOL							
1	1:58.259	35.229	32.307	30.166	20.557	228.8	1	1:58.656	35.782	32.488	29.987	20.399	227.8	
2	1:54.234	32.313	32.202	29.517	20.202	229.8	2	1:55.887	32.149	33.520	29.803	20.415	223.6	
3	1:52.931	31.506	31.797	29.582	20.046	227.4	3	<b>1:52.724</b>	31.551	<b>31.527</b>	<b>29.405</b>	20.241	225.5	
4	1:52.714	31.498	31.686	29.531	<b>19.999</b>	228.8	4	1:53.107	31.538	31.691	29.639	20.239	223.1	
5	1:54.159	31.959	32.501	29.640	20.059	225.5	5	1:52.900	<b>31.437</b>	31.674	29.439	20.350	223.6	
6	<b>1:52.405</b>	<b>31.215</b>	31.618	29.568	20.004	226.4	6	1:53.056	31.540	31.612	29.575	20.329	223.1	
7	1:53.224	31.383	31.470	29.743	20.628	230.8	7	1:53.073	31.515	31.826	29.489	20.243	225.0	
8	2:08.178	46.671	31.764	29.542	20.201	225.9	8	1:54.828	33.119	31.780	29.653	20.276	225.5	
9	1:53.119	31.513	31.676	29.505	20.425	225.9	9	1:54.264	31.616	31.798	30.521	20.329	226.9	
10	1:53.277	31.858	31.820	29.521	20.078	226.4	10	1:53.171	31.655	31.572	29.780	<b>20.164</b>	226.9	
11	1:53.055	31.522	31.620	29.570	20.343	226.9	11	1:53.309	31.600	31.608	29.845	20.256	225.5	
12	1:52.747	31.414	<b>31.441</b>	29.654	20.238	225.0	12	1:53.334	31.636	31.795	29.618	20.285	224.1	
13	1:52.506	31.260	31.549	<b>29.389</b>	20.308	224.1	13	1:53.127	31.548	31.697	29.595	20.287	223.1	
14	1:52.728	31.217	31.607	29.411	20.493	224.5	14	1:54.149	31.657	32.234	29.949	20.309	225.5	
15	1:54.225	31.433	31.729	29.491	21.572	226.9	15	1:54.496	32.176	31.961	29.644	20.715	225.9	
<b>8</b>	<b>NICOLAS BAERT</b> BEL							<b>13</b>	<b>TIJMEN VAN DER HELM</b> NLD					
MP MOTORSPORT							MP MOTORSPORT							
1	2:03.036	37.388	33.507	31.601	20.540	222.7	1	1:56.301	34.392	31.968	29.690	20.251	226.9	
2	1:53.742	31.762	31.999	29.836	20.145	226.9	2	1:53.497	31.762	31.774	29.561	20.400	226.9	
3	<b>1:52.890</b>	31.515	31.711	<b>29.525</b>	20.139	225.0	3	1:54.020	32.251	32.101	29.456	20.212	225.0	
4	1:53.598	<b>31.366</b>	<b>31.644</b>	30.137	20.451	223.1	4	1:52.850	31.486	31.561	29.542	20.261	224.1	
5	1:53.159	31.444	31.955	29.540	20.220	223.1	5	<b>1:52.505</b>	<b>31.311</b>	31.570	<b>29.454</b>	20.170	223.6	
6	1:53.022	31.397	31.792	29.692	20.141	224.1	6	1:52.633	31.321	31.611	29.613	20.088	224.1	
7	1:52.935	31.438	31.751	29.619	20.127	225.0	7	1:54.086	31.821	32.435	29.639	20.191	225.0	
8	1:53.209	31.554	31.884	29.665	<b>20.106</b>	225.9	8	1:56.269	33.752	31.991	29.808	20.718	224.5	
9	1:53.857	31.771	31.859	29.831	20.396	226.9	9	1:53.963	32.520	31.787	29.488	20.168	227.4	
10	1:53.407	31.630	31.959	29.684	20.134	228.3	10	1:52.933	31.527	31.647	29.802	<b>19.957</b>	228.3	
11	1:53.318	31.627	31.904	29.657	20.130	226.9	11	1:52.763	31.708	<b>31.464</b>	29.521	20.070	226.9	
12	1:53.163	31.392	31.940	29.662	20.169	225.9	12	1:52.902	31.332	31.589	29.603	20.378	227.4	
13	1:53.435	31.548	31.815	29.813	20.259	225.0	13	1:53.120	31.555	31.697	29.560	20.308	226.9	
14	1:53.406	31.458	31.915	29.786	20.247	227.4	14	1:54.553	31.956	31.705	30.004	20.888	227.4	
15	2:01.690	32.064	33.161	29.795	26.670	226.4								
<b>16</b>	<b>GLENN VAN BERLO</b> NLD													
MP MOTORSPORT														



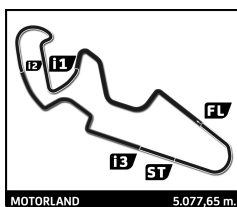


## CARRERA 3

### Sector Analysis

Personal Best							Session Best							B Crossing the finish line in the pit lane						
Lap	Time	Sector 1	Sector 2	Sector 3	Sector 4	T.Spd	Lap	Time	Sector 1	Sector 2	Sector 3	Sector 4	T.Spd	Lap	Time	Sector 1	Sector 2	Sector 3	Sector 4	T.Spd
<b>20</b> IVAN NOSOV RUS DRIVEX SCHOOL																				
1	2:02.527	37.622	33.156	31.096	20.653	219.5														
2	1:54.948	31.900	32.030	30.190	20.828	220.0														
3	1:54.072	31.793	32.054	29.817	20.408	220.0														
4	1:53.752	31.708	31.933	29.739	20.372	221.8														
5	1:53.632	31.589	31.930	29.683	20.430	220.9														
6	1:53.219	<b>31.514</b>	<b>31.773</b>	29.644	20.288	221.3														
7	1:53.339	31.801	31.835	<b>29.487</b>	20.216	223.6														
8	<b>1:53.159</b>	31.710	31.773	29.531	<b>20.145</b>	225.5														
9	2:01.607	34.268	34.445	31.436	21.458	219.1														
10	2:02.684 B	33.049	33.211	30.596	25.828	221.3														
<b>27</b> NEREA MARTI ESP FORMULA DE CAMPEONES - PRAGA F4																				
1	2:04.188	38.223	33.204	31.327	21.434	221.8														
2	1:55.807	32.752	32.241	30.317	20.497	222.7														
3	1:54.046	31.784	32.014	29.818	20.430	221.3														
4	1:54.248	32.074	31.818	29.776	20.580	221.3														
5	1:53.842	31.869	31.758	29.778	20.437	220.9														
6	1:53.834	<b>31.694</b>	31.965	29.801	<b>20.374</b>	220.4														
7	1:53.723	31.743	31.829	<b>29.774</b>	20.377	223.1														
8	<b>1:53.627</b>	31.738	<b>31.667</b>	29.848	20.374	223.6														
9	1:55.196	31.810	32.401	30.382	20.603	221.8														
10	1:55.486	32.819	32.324	29.834	20.509	223.1														
11	1:54.222	32.038	31.886	29.869	20.429	222.2														
12	1:54.320	31.729	32.037	29.990	20.564	221.8														
13	1:54.196	31.716	31.986	29.848	20.646	220.9														
14	1:54.605	31.967	32.108	29.932	20.598	221.8														
15	1:54.833	31.969	32.106	30.014	20.744	223.1														
<b>33</b> CARLES MARTINEZ ESP FORMULA DE CAMPEONES - PRAGA F4																				
1	1:58.908	36.368	32.402	29.864	20.274	228.8														
2	1:54.272	32.007	32.568	29.556	20.141	224.5														
3	1:53.513	31.493	31.731	30.037	20.252	225.9														
4	<b>1:52.726</b>	31.449	<b>31.548</b>	29.606	<b>20.123</b>	224.5														
5	1:53.217	31.416	32.002	29.614	20.185	227.8														
6	1:52.948	31.451	31.722	<b>29.535</b>	20.240	225.0														
7	1:52.971	<b>31.387</b>	31.675	29.654	20.255	226.4														
8	1:53.902	32.231	31.804	29.550	20.317	227.8														
9	1:55.414	32.591	32.491	30.035	20.297	223.6														
10	1:53.335	31.607	31.816	29.698	20.214	225.0														
11	1:53.381	31.592	31.873	29.578	20.338	224.5														
12	1:53.202	31.546	31.733	29.645	20.278	224.1														
13	1:53.370	31.617	31.642	29.643	20.468	222.7														
14	1:54.183	31.669	32.332	29.819	20.363	223.6														
15	1:54.013	31.819	31.943	29.753	20.498	225.5														
<b>34</b> SHIHAB AL HABSI OMN XCEL MOTORSPORT																				
1	1:56.772	34.725	32.077	29.763	20.207	226.4														
2	1:53.140	31.709	31.695	29.633	20.103	227.8														
3	1:54.121	32.326	32.260	29.491	20.044	226.9														
4	1:52.977	31.533	31.746	29.614	20.084	225.0														
5	1:52.407	31.353	31.579	29.402	20.073	226.4														
6	1:52.601	31.397	31.562	29.688	19.954	226.4														
7	1:53.970	31.682	32.630	29.721	<b>19.937</b>	227.4														
8	1:54.216	32.376	32.077	29.533	20.230	225.0														
9	1:52.658	31.428	31.583	29.530	20.117	225.0														
10	<b>1:52.399</b>	<b>31.265</b>	<b>31.448</b>	29.633	20.053	224.5														
11	1:52.532	31.477	<b>31.396</b>	29.523	20.136	225.5														
<b>26</b> RAFAEL VILLANUEVA ESP MP MOTORSPORT																				
1	2:01.303	36.977	32.375	31.359	20.592	223.1														
2	1:53.982	31.883	31.974	29.833	20.292	224.5														
3	<b>1:53.498</b>	31.926	31.765	29.604	<b>20.203</b>	224.1														
4	1:54.761	<b>31.563</b>	<b>31.664</b>	30.989	20.545	227.4														
5	1:53.957	31.831	31.757	29.950	20.419	221.8														
6	1:53.563	31.627	31.861	29.699	20.376	221.8														
7	1:53.597	31.710	31.866	29.765	20.256	223.6														
8	1:53.644	31.811	31.879	<b>29.579</b>	20.375	223.6														





## CARRERA 3

### Sector Analysis

■ Personal Best    
 ■ Session Best    
 B Crossing the finish line in the pit lane

Lap	Time	Sector 1	Sector 2	Sector 3	Sector 4	T.Sp	Lap	Time	Sector 1	Sector 2	Sector 3	Sector 4	T.Sp
12	1:52.553	31.450	31.467	29.491	20.145	223.6							
13	1:52.454	31.322	31.561	29.398	20.173	223.6							
14	1:52.854	31.324	31.527	29.736	20.267	224.5							
15	1:52.681	31.501	31.541	29.442	20.197	225.9							

**43** FRANCO COLAPINTO ARG

DRIVEX SCHOOL

1	2:00.359	37.288	32.555	30.179	20.337	223.6
2	1:53.107	31.533	31.826	29.649	20.099	227.8
3	1:52.894	31.464	31.627	29.683	20.120	223.6
4	1:52.385	31.244	31.403	29.576	20.162	226.4
5	1:52.975	31.481	31.809	29.543	20.142	224.1
6	1:52.145	31.254	31.544	29.357	19.990	227.4
7	1:53.032	31.467	31.477	29.893	20.195	224.5
8	1:54.875	31.677	32.041	30.636	20.521	223.1
9	2:01.678 <b>B</b>	33.102	32.584	30.537	25.455	224.1
10	2:44.671	1:22.409	32.056	29.904	20.302	223.6
11	1:53.295	31.724	31.704	29.663	20.204	223.1
12	1:52.898	31.380	31.639	29.697	20.182	222.2
13	1:53.044	31.510	31.694	29.573	20.267	224.1
14	1:52.826	31.533	31.540	29.554	20.199	224.1
15	1:53.870	31.685	31.720	29.514	20.951	224.5

**44** KILLIAN MEYER ESP

FORMULA DE CAMPEONES - PRAGA F4

1	1:55.733	34.000	31.839	29.704	20.190	225.9
2	1:52.936	31.835	31.499	29.458	20.144	225.9
3	1:52.641	31.605	31.423	29.446	20.167	224.5
4	1:52.737	31.668	31.503	29.409	20.157	223.6
5	1:52.291	31.366	31.429	29.338	20.158	224.1
6	1:52.377	31.337	31.438	29.444	20.158	223.6
7	1:52.704	31.513	31.543	29.511	20.137	224.5
8	1:52.800	31.598	31.571	29.478	20.153	225.5
9	1:53.195	31.843	31.653	29.497	20.202	226.4
10	1:52.744	31.579	31.614	29.543	20.008	225.5
11	1:52.418	31.428	31.423	29.450	20.117	225.5
12	1:52.677	31.529	31.417	29.457	20.274	223.6
13	1:52.648	31.396	31.478	29.462	20.312	224.1
14	1:52.557	31.469	31.486	29.477	20.125	224.5
15	1:52.994	31.514	31.518	29.437	20.525	225.0