

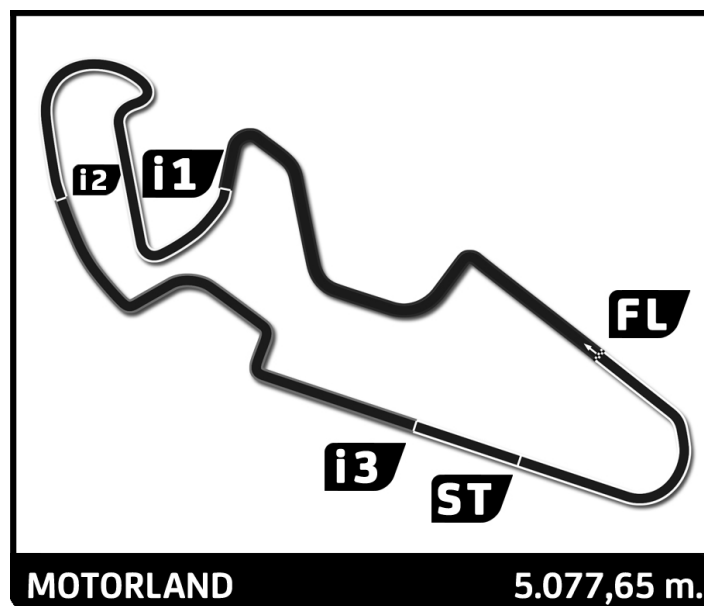
RACING WEEKEND

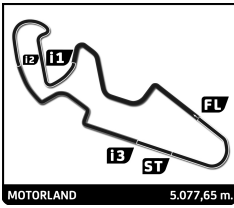
MOTORLAND

CET CAMPEONATO DE ESPAÑA DE

TURISMOS

Resultados





ENTRENAMIENTO LIBRE 1

Clasificación

Nº	Piloto	Nat	Equipo	Coche	Cl.	Tiempo	Vlt.	Total	Dif.	Km/h
1	22 EMILIO BORJA GARCIA MENENDEZ	ESP	TEO MARTIN MOTORSPORT TEO MARTIN MOTORSPORT	HONDA CIVIC TYPE R CET	1	2:11.441	8	11	-	- 139.1
2	26 ALVARO BAJO ROBLES	ESP	MONLAU COMPETICION C.E. MONLAU COMPETICION C.E.	HONDA CIVIC TYPE R CET	1	2:12.018	7	7	+0.577	+0.577 138.4
3	32 JAVIER SANCHEZ MACIAS	ESP	ESCUADERIA LOCAL SPORT RACE TEAM GIBRALFARO MOTOR	HYUNDAI i30N FASTBACK CET	1	2:12.635	8	12	+1.194	+0.617 137.8
4	19 FERNANDO NAVARRETE RODRIGO	ESP	VSR MOTORSPORT GRUPO HAFESA/HORMITECH	HYUNDAI i30N FASTBACK CET	1	2:13.009	3	4	+1.568	+0.374 137.4
5	11 ALVARO LOBERA ROBLES	ESP	VSR MOTORSPORT GRUPO HAFESA/HORMITECH	HYUNDAI i30N FASTBACK CET	1	2:13.042	6	7	+1.601	+0.033 137.4
6	8 LUIS BARRIOS RUIZ	ESP	ESCUADERIA LOCAL SPORT RACE TEAM GIBRALFARO MOTOR	HYUNDAI i30N FASTBACK CET	1	2:13.328	8	12	+1.887	+0.286 137.1
7	13 ISMAEL ARQUERO SAZ	ESP	AD DESGUACES LA TORRE ART MOTORSPORT	HYUNDAI i30N FASTBACK CET	1	2:15.244	5	10	+3.803	+1.916 135.1
8	7 MARI PAZ SANTONJA FUSTER	ESP	MURCIA MOTORS RACING TERRATRaining MOTORSPORT	HONDA CIVIC TYPE R CET	1	2:18.879	4	9	+7.438	+3.635 131.6
9	23 ANTONIO ALBACETE POLO	ESP	TEO MARTIN MOTORSPORT TEO MARTIN MOTORSPORT	HONDA CIVIC TYPE R CET	1			4		

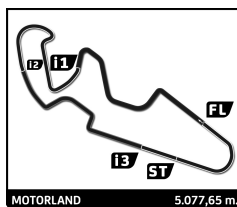
Vuelta rápida: Vlt. 8 | EMILIO BORJA GARCIA MENENDEZ | **2:11.441** | 139.1 Km/h

Hora de publicación:

Estado de pista: **SECO**

Race Director:

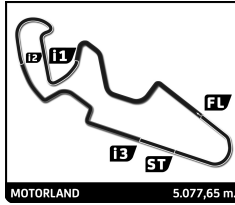
Timekeeper:



ENTRENAMIENTO LIBRE 1

Mejores tiempos de sector

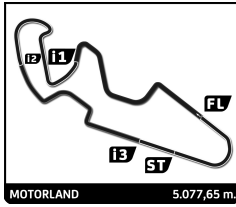
Sector 1			Sector 2			Sector 3			Sector 4			Vuelta		Mejor Vuelta
Pos	Nº Piloto	Tiempo	Nº Piloto	Tiempo	Nº Piloto	Tiempo	Nº Piloto	Tiempo	Pos	Nº	Ideal			
1	22 E.GARCIA MENENDEZ	36.544	22 E.GARCIA MENENDEZ	36.719	22 E.GARCIA MENENDEZ	34.213	23 A.ALBACETE POLO	23.309	1	22	2:10.827	2:11.441 (1)		
2	23 A.ALBACETE POLO	36.669	26 A.BAJO ROBLES	36.792	26 A.BAJO ROBLES	34.306	22 E.GARCIA MENENDEZ	23.351	2	26	2:11.290	2:12.018 (2)		
3	19 F.NAVARRETE RODRIGO	36.764	32 J.SANCHEZ MACIAS	37.090	11 A.LOBERA ROBLES	34.379	26 A.BAJO ROBLES	23.428	3	23	2:11.607			
4	26 A.BAJO ROBLES	36.764	23 A.ALBACETE POLO	37.107	23 A.ALBACETE POLO	34.522	32 J.SANCHEZ MACIAS	23.498	4	19	2:12.398	2:13.009 (4)		
5	32 J.SANCHEZ MACIAS	37.198	11 A.LOBERA ROBLES	37.157	19 F.NAVARRETE RODRIGO	34.610	8 L.BARRIOS RUIZ	23.622	5	32	2:12.417	2:12.635 (3)		
6	8 L.BARRIOS RUIZ	37.284	19 F.NAVARRETE RODRIGO	37.311	32 J.SANCHEZ MACIAS	34.631	19 F.NAVARRETE RODRIGO	23.713	6	11	2:12.703	2:13.042 (5)		
7	11 A.LOBERA ROBLES	37.351	8 L.BARRIOS RUIZ	37.565	8 L.BARRIOS RUIZ	34.691	11 A.LOBERA ROBLES	23.816	7	8	2:13.162	2:13.328 (6)		
8	13 I.ARQUERO SAZ	37.630	13 I.ARQUERO SAZ	38.213	13 I.ARQUERO SAZ	35.350	13 I.ARQUERO SAZ	23.933	8	13	2:15.126	2:15.244 (7)		
9	7 M.SANTONJA FUSTER	38.423	7 M.SANTONJA FUSTER	38.491	7 M.SANTONJA FUSTER	35.803	7 M.SANTONJA FUSTER	24.433	9	7	2:17.150	2:18.879 (8)		



ENTRENAMIENTO LIBRE 1

Mejores velocidades máximas

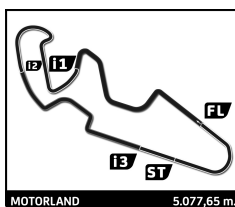
Nº Piloto	Equipo	Clase	V.Max 1		V.Max 2		V.Max 3		V.Max 4		V.Max 5		Pro
			Km/h	Vlt.	Km/h	Vlt.	Km/h	Vlt.	Km/h	Vlt.	Km/h	Vlt.	
26	ALVARO BAJO ROBLES MONLAU COMPETICION C.E. MONLAU COMPETICION C.E.	1	220.9	2	220.4	4	219.5	3	219.1	1	218.6	5	219,7
7	MARI PAZ SANTONJA FUSTE MURCIA MOTORS RACING TERRATRaining MOTORSPORT	1	219.1	5	218.6	8	216.9	6	216.0	4	216.0	7	217,3
22	EMILIO BORJA GARCIA MENEI TEO MARTIN MOTORSPORT TEO MARTIN MOTORSPORT	1	217.3	11	217.3	2	216.9	5	216.4	10	216.4	8	216,9
23	ANTONIO ALBACETE POLO TEO MARTIN MOTORSPORT TEO MARTIN MOTORSPORT	1	217.3	3	206.5	1	167.2	2	57.7	4			162,2
8	LUIS BARRIOS RUIZ ESCUDERIA LOCAL SPORT RACE TEAM GIBRALFARO	1	215.1	7	213.9	8	213.9	6	213.9	5	213.9	4	214,1
13	ISMAEL ARQUERO SAZ AD DESGUACES LA TORRE ART MOTORSPORT	1	213.0	5	212.6	8	212.6	7	211.8	6	211.4	3	212,3
32	JAVIER SANCHEZ MACIAS ESCUDERIA LOCAL SPORT RACE TEAM GIBRALFARO	1	212.6	7	212.6	8	212.6	11	212.6	10	212.6	5	212,6
11	ALVARO LOBERA ROBLES VSR MOTORSPORT GRUPO HAFESA/HORMITECH	1	212.2	4	211.4	6	210.9	2	210.9	5	210.9	7	211,3
19	FERNANDO NAVARRETE RODRIGUEZ VSR MOTORSPORT GRUPO HAFESA/HORMITECH	1	210.9	2	210.5	3	210.1	4	166.7	1			199,6



ENTRENAMIENTO LIBRE 1

Secuencia de vueltas rápidas

T. Sesión	Nº Piloto	Equipo	Coche	Clase	Tiempo	Km/h	Vlt.
9:05.708	13 ISMAEL ARQUERO SAZ	AD DESGUACES LA TORRE ART MOTORSPORT	HYUNDAI i30N FASTBACK CET	1	2:18.918	131.6	2
9:25.457	22 EMILIO BORJA GARCIA MENENDEZ	TEO MARTIN MOTORSPORT TEO MARTIN MOTORSPORT	HONDA CIVIC TYPE R CET	1	2:11.947	138.5	2
11:36.901	22 EMILIO BORJA GARCIA MENENDEZ	TEO MARTIN MOTORSPORT TEO MARTIN MOTORSPORT	HONDA CIVIC TYPE R CET	1	2:11.444	139.0	3
25:18.323	22 EMILIO BORJA GARCIA MENENDEZ	TEO MARTIN MOTORSPORT TEO MARTIN MOTORSPORT	HONDA CIVIC TYPE R CET	1	2:11.441	139.1	8

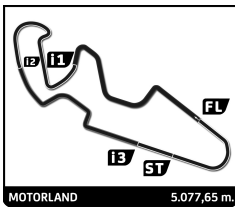


ENTRENAMIENTO LIBRE 1

Vuelta a vuelta

■ Mejor Personal ■ Mejor de la sesión B Cruzando la línea de meta por el pit lane

Vlt.	Tiempo	Sector 1	Sector 2	Sector 3	Sector 4	V.Max	Vlt.	Tiempo	Sector 1	Sector 2	Sector 3	Sector 4	V.Max	
7	MARI PAZ SANTONJA FUSTER ESP						3 4	2:13.009 36.764 37.311 34.610 24.324 210.5						
	HONDA CIVIC TYPE R CET							2:18.554 B 36.769 37.516 34.652 29.617 210.1						
	MURCIA MOTORS RACING / TERRATRaining MOTORSPORT													
	1	7:42.217	5:53.837	42.510	39.890	25.980		215.6						
	2	2:19.886	39.701	39.151	35.914	25.120		215.6						
	3	2:20.967	38.615	39.557	36.453	26.342		215.6						
	4	2:18.879	38.423	38.836	36.088	25.532		216.0						
	5	2:27.051 B	38.638	39.229	36.213	32.971		219.1						
	6	7:18.791	5:40.010	38.491	35.803	24.487		216.9						
	7	2:21.587	39.169	40.022	37.549	24.847		216.0						
8	LUIS BARRIOS RUIZ ESP						5 6 7 8 9 10 11 12	2:11.441 36.616 37.038 34.274 23.513 216.4						
	HYUNDAI i30N FASTBACK CET							2:11.626 36.555 37.232 34.231 23.608 216.0						
	ESCUADERIA LOCAL SPORT / RACE TEAM GIBRALFARO MOTOR							2:12.365 36.953 37.360 34.405 23.647 216.4						
	1	4:28.123	2:47.021	40.212	36.298	24.592		208.5						
	2	2:21.831 B	38.237	38.112	35.244	30.238		212.6						
	3	3:54.760	2:17.654	38.054	35.160	23.892		211.8						
	4	2:13.990	37.537	37.747	34.967	23.739		213.9						
	5	2:14.100	37.427	37.825	34.898	23.950		213.9						
	6	2:14.957	38.202	37.904	34.981	23.870		213.9						
	7	2:14.126	37.568	37.892	35.044	23.622		215.1						
	8	2:13.328	37.284	37.565	34.691	23.788		213.9						
	9	2:14.493	37.921	37.831	34.866	23.875		211.8						
	10	2:13.994	37.393	37.637	34.897	24.067		213.4						
11	2:14.822	37.850	37.673	35.266	24.033	213.4								
12	2:22.708 B	37.457	37.831	35.092	32.328	185.9								
11	ALVARO LOBERA ROBLES ESP						1 2 3 4 5 6 7	2:12.018 36.949 36.792 34.527 23.750 217.3						
	HYUNDAI i30N FASTBACK CET							2:15.197 B 36.764 36.874 34.676 26.883 218.6						
	VSR MOTORSPORT / GRUPO HAFESA/HORMITECH RACING TE/							2:12.018 36.949 36.792 34.527 23.750 217.3						
	1	17:12.542	...	41.890	38.154	24.682		208.9						
	2	2:16.671	37.882	38.569	36.297	23.923		210.9						
	3	2:15.055	37.921	37.282	35.807	24.045		210.5						
	4	2:13.150	37.351	37.277	34.659	23.863		212.2						
	5	2:13.182	37.617	37.335	34.379	23.851		210.9						
6	2:13.042	37.498	37.157	34.571	23.816	211.4								
13	ISMAEL ARQUERO SAZ ESP						1 2 3 4 5 6 7 8 9 10	2:12.635 37.198 37.090 34.665 23.682 212.6						
	HYUNDAI i30N FASTBACK CET							2:12.786 37.222 37.178 34.712 23.674 212.2						
	AD DESGUACES LA TORRE / ART MOTORSPORT							2:12.750 37.257 37.139 34.732 23.622 212.2						
	1	6:46.790	5:01.160	45.198	36.499	23.933		210.9						
	2	2:18.918	38.328	40.024	36.461	24.105		210.1						
	3	2:17.210	38.141	38.780	36.092	24.197		211.4						
	4	2:16.832	38.304	38.286	35.852	24.390		210.9						
	5	2:15.244	37.663	38.217	35.420	23.944		213.0						
	6	2:15.509	37.630	38.213	35.594	24.072		211.8						
	7	2:15.796	38.081	38.281	35.350	24.084		212.6						
	8	2:37.627 B	42.416	45.752	40.473	28.986		212.6						
19	FERNANDO NAVARRETE RODRIGO ESP						1 2	2:24.140 B 38.773 39.368 35.134 30.865 181.5						
	HYUNDAI i30N FASTBACK CET							2:13.755 37.692 37.634 34.716 23.713 210.9						
VSR MOTORSPORT / GRUPO HAFESA/HORMITECH RACING TE/														
1	20:03.682	...	43.175	40.287	25.743	166.7								
2	2:13.755	37.692	37.634	34.716	23.713	210.9								



ENTRENAMIENTO LIBRE 2

Clasificación

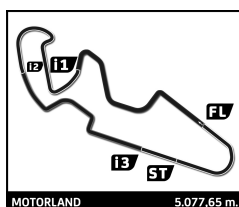
Nº	Piloto	Nat	Concursante / Equipo	Coche	Cl.	Tiempo	Vlt.	Total	Dif.	Km/h
1	22	ESP	EMILIO BORJA GARCIA MENENDEZ TEO MARTIN MOTORSPORT	HONDA CIVIC TYPE R CET	1	2:12.254	4	10	-	138.2
2	23	ESP	ANTONIO ALBACETE POLO TEO MARTIN MOTORSPORT	HONDA CIVIC TYPE R CET	1	2:12.777	4	12	+0.523	137.7
3	19	ESP	FERNANDO NAVARRETE RODRIGO VSR MOTORSPORT	HYUNDAI i30N FASTBACK CET	1	2:13.039	3	9	+0.785	137.4
4	26	ESP	ALVARO BAJO ROBLES GRUPO HAFESA/HORMITECH	HONDA CIVIC TYPE R CET	1	2:13.513	4	8	+1.259	136.9
5	32	ESP	JAVIER SANCHEZ MACIAS MONLAU COMPETICION C.E.	HONDA CIVIC TYPE R CET	1	2:14.007	5	10	+1.753	136.4
6	11	ESP	ALVARO LOBERA ROBLES RACE TEAM GIBRALFARO MOTOR	HYUNDAI i30N FASTBACK CET	1	2:14.051	5	10	+1.797	136.3
7	8	ESP	LUIS BARRIOS RUIZ VSR MOTORSPORT	HYUNDAI i30N FASTBACK CET	1	2:14.151	11	11	+1.897	136.2
8	13	ESP	ISMAEL ARQUERO SAZ GRUPO HAFESA/HORMITECH	HYUNDAI i30N FASTBACK CET	1	2:14.816	4	10	+2.562	135.6
9	7	ESP	MARI PAZ SANTONJA FUSTER AD DESGUACES LA TORRE	HONDA CIVIC TYPE R CET	1	2:18.586	5	10	+6.332	131.9

Vuelta rápida:	Vlt. 4	EMILIO BORJA GARCIA MENENDEZ	2:12.254	138.2 Km/h
-----------------------	--------	------------------------------	----------	------------

Hora de publicación:

Estado de pista: **SECO**

Race Director:	Timekeeper:
----------------	-------------



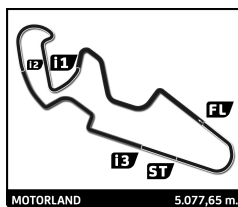
ENTRENAMIENTO LIBRE

Clasificación

Nº Piloto	Nat	Concursante / Equipo	Clase	Sesión 1		Sesión 2		Tiempo	Dif.
				Tiempo	Vlt.	Tiempo	Vlt.		
1 22	ESP	EMILIO BORJA GARCIA MENEND TEO MARTIN MOTORSPORT	1	2:11.441	8	2:12.254	4	2:11.441	
2 26	ESP	ALVARO BAJO ROBLES MONLAU COMPETICION C.E.	1	2:12.018	7	2:13.513	4	2:12.018	+0.577 +0.577
3 32	ESP	JAVIER SANCHEZ MACIAS ESCUDERIA LOCAL SPORT	1	2:12.635	8	2:14.007	5	2:12.635	+1.194 +0.617
4 23	ESP	ANTONIO ALBACETE POLO RACE TEAM GIBRALFARO MOTOR	1			2:12.777	4	2:12.777	+1.336 +0.142
5 19	ESP	FERNANDO NAVARRETE RODRIGO TEO MARTIN MOTORSPORT	1	2:13.009	3	2:13.039	3	2:13.009	+1.568 +0.232
6 11	ESP	ALVARO LOBERA ROBLES VSR MOTORSPORT	1	2:13.042	6	2:14.051	5	2:13.042	+1.601 +0.033
7 8	ESP	LUIS BARRIOS RUIZ GRUPO HAFESA/HORMITECH RACING	1	2:13.328	8	2:14.151	11	2:13.328	+1.887 +0.286
8 13	ESP	ISMAEL ARQUERO SAZ RACE TEAM GIBRALFARO MOTOR	1	2:15.244	5	2:14.816	4	2:14.816	+3.375 +1.488
9 7	ESP	MARI PAZ SANTONJA FUSTER AD DESGUACES LA TORRE	1	2:18.879	4	2:18.586	5	2:18.586	+7.145 +3.770

Hora de publicación:

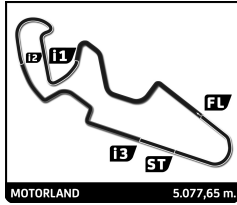
Race Director:	Timekeeper:
-----------------------	--------------------



ENTRENAMIENTO LIBRE 2

Mejores tiempos de sector

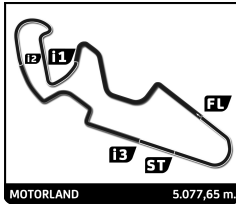
Sector 1			Sector 2			Sector 3			Sector 4			Vuelta		Mejor Vuelta		
Pos	Nº Piloto	Tiempo	Nº Piloto	Tiempo	Nº Piloto	Tiempo	Nº Piloto	Tiempo	Pos	Nº	Ideal					
1	22	E.GARCIA MENENDEZ	36.793	22	E.GARCIA MENENDEZ	36.902	22	E.GARCIA MENENDEZ	34.503	22	E.GARCIA MENENDEZ	23.414	1	22	2:11.612	2:12.254 (1)
2	19	F.NAVARRETE RODRIGO	36.943	23	A.ALBACETE POLO	37.105	26	A.BAJO ROBLES	34.595	19	F.NAVARRETE RODRIGO	23.444	2	19	2:12.294	2:13.039 (3)
3	23	A.ALBACETE POLO	37.001	11	A.LOBERA ROBLES	37.232	19	F.NAVARRETE RODRIGO	34.603	23	A.ALBACETE POLO	23.489	3	23	2:12.323	2:12.777 (2)
4	8	L.BARRIOS RUIZ	37.300	26	A.BAJO ROBLES	37.265	23	A.ALBACETE POLO	34.728	13	I.ARQUERO SAZ	23.669	4	11	2:13.160	2:14.051 (6)
5	32	J.SANCHEZ MACIAS	37.363	19	F.NAVARRETE RODRIGO	37.304	11	A.LOBERA ROBLES	34.750	32	J.SANCHEZ MACIAS	23.691	5	32	2:13.440	2:14.007 (5)
6	11	A.LOBERA ROBLES	37.410	32	J.SANCHEZ MACIAS	37.465	32	J.SANCHEZ MACIAS	34.921	11	A.LOBERA ROBLES	23.768	6	26	2:13.452	2:13.513 (4)
7	13	I.ARQUERO SAZ	37.441	8	L.BARRIOS RUIZ	37.645	8	L.BARRIOS RUIZ	35.069	8	L.BARRIOS RUIZ	23.782	7	8	2:13.796	2:14.151 (7)
8	26	A.BAJO ROBLES	37.701	13	I.ARQUERO SAZ	37.812	13	I.ARQUERO SAZ	35.125	26	A.BAJO ROBLES	23.891	8	13	2:14.047	2:14.816 (8)
9	7	M.SANTONJA FUSTER	38.346	7	M.SANTONJA FUSTER	38.510	7	M.SANTONJA FUSTER	36.348	7	M.SANTONJA FUSTER	24.309	9	7	2:17.513	2:18.586 (9)



ENTRENAMIENTO LIBRE 2

Mejores velocidades máximas

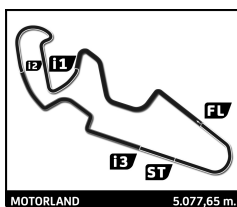
Nº Piloto	Concursante / Equi	Clase	V.Max 1		V.Max 2		V.Max 3		V.Max 4		V.Max 5		Pro
			Km/h	Vlt.	Km/h	Vlt.	Km/h	Vlt.	Km/h	Vlt.	Km/h	Vlt.	
22	EMILIO BORJA GARCIA MENEI TEO MARTIN MOTORSPORT	1	216.9	2	216.0	7	214.7	10	214.7	4	214.7	8	215,4
23	ANTONIO ALBACETE POLO TEO MARTIN MOTORSPORT	1	216.0	3	214.7	6	213.9	7	213.9	8	213.0	2	214,3
7	MARI PAZ SANTONJA FUSTEI MURCIA MOTORS RACING TERRATRaining MOTORSPORT	1	214.3	3	214.3	7	213.9	6	213.9	2	213.0	8	213,9
13	ISMAEL ARQUERO SAZ AD DESGUACES LA TORRE ART MOTORSPORT	1	214.3	9	213.0	7	212.6	4	212.2	6	212.2	5	212,9
8	LUIS BARRIOS RUIZ ESCUDERIA LOCAL SPORT RACE TEAM GIBRALFARO	1	213.9	11	213.9	5	213.0	7	213.0	4	212.6	6	213,3
11	ALVARO LOBERA ROBLES VSR MOTORSPORT GRUPO HAFESA/HORMITECH	1	213.9	5	213.9	9	213.4	8	211.8	6	211.4	7	212,9
32	JAVIER SANCHEZ MACIAS ESCUDERIA LOCAL SPORT RACE TEAM GIBRALFARO	1	212.6	6	212.2	10	212.2	3	211.4	4	210.1	8	211,7
19	FERNANDO NAVARRETE ROD VSR MOTORSPORT GRUPO HAFESA/HORMITECH	1	211.4	5	211.4	6	210.5	1	210.5	2	210.5	8	210,9
26	ALVARO BAJO ROBLES MONLAU COMPETICION C.E. MONLAU COMPETICION C.E.	1	208.9	4	208.5	7	208.1	3	207.3	2	207.3	5	208,0



ENTRENAMIENTO LIBRE 2

Secuencia de vueltas rápidas

T. Sesión	Nº Piloto	Concursante / Equip	Coche	Clase	Tiempo	Km/h	Vlt.
5:30.057	23 ANTONIO ALBACETE POLO	TEO MARTIN MOTORSPORT TEO MARTIN MOTORSPORT	HONDA CIVIC TYPE R CET	1	2:13.314	137.1	2
7:42.985	23 ANTONIO ALBACETE POLO	TEO MARTIN MOTORSPORT TEO MARTIN MOTORSPORT	HONDA CIVIC TYPE R CET	1	2:12.928	137.5	3
9:10.547	22 EMILIO BORJA GARCIA MENENDEZ	TEO MARTIN MOTORSPORT TEO MARTIN MOTORSPORT	HONDA CIVIC TYPE R CET	1	2:12.424	138.0	2
11:22.961	22 EMILIO BORJA GARCIA MENENDEZ	TEO MARTIN MOTORSPORT TEO MARTIN MOTORSPORT	HONDA CIVIC TYPE R CET	1	2:12.414	138.0	3
13:35.215	22 EMILIO BORJA GARCIA MENENDEZ	TEO MARTIN MOTORSPORT TEO MARTIN MOTORSPORT	HONDA CIVIC TYPE R CET	1	2:12.254	138.2	4

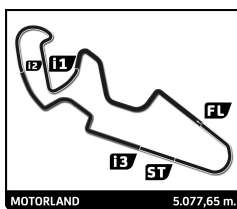


ENTRENAMIENTO LIBRE 2

Vuelta a vuelta

■ Mejor Personal ■ Mejor de la sesión B Cruzando la línea de meta por el pit lane

Vlt.	Tiempo	Sector 1	Sector 2	Sector 3	Sector 4	V.Max	Vlt.	Tiempo	Sector 1	Sector 2	Sector 3	Sector 4	V.Max	
7	MARI PAZ SANTONJA FUSTER ESP HONDA CIVIC TYPE R CET MURCIA MOTORS RACING / TERRATRaining MOTORSPORT							19	FERNANDO NAVARRETE RODRIGO ESP HYUNDAI i30N FASTBACK CET VSR MOTORSPORT / GRUPO HAFESA/HORMITECH RACING TE/					
1	6:45.297	5:03.474	39.727	37.242	24.854	210.9	1	9:04.147	7:11.317	48.936	39.964	23.930	210.5	
2	2:20.304	39.818	38.746	37.431	24.309	213.9	2	2:13.798	37.644	38.107	34.603	23.444	210.5	
3	2:19.504	38.820	38.510	37.727	24.447	214.3	3	2:13.039	37.325	37.304	34.769	23.641	210.1	
4	2:21.440	40.214	39.267	36.655	25.304	203.8	4	2:17.595	37.159	37.385	38.583	24.468	194.6	
5	2:18.586	38.743	38.977	36.348	24.518	212.6	5	2:13.138	36.943	37.434	35.076	23.685	211.4	
6	2:19.238	38.706	39.316	36.509	24.707	213.9	6	2:13.494	37.236	37.584	34.838	23.836	211.4	
7	2:19.910	38.346	39.223	37.922	24.419	214.3	7	2:43.287 B	44.319	43.364	43.219	32.385	169.8	
8	2:31.197	39.254	39.413	48.194	24.336	213.0	8	5:22.658	3:46.062	37.716	35.052	23.828	210.5	
9	2:19.933	38.908	39.429	36.457	25.139	209.7	9	2:27.379 B	37.105	40.562	38.016	31.696	188.8	
10	3:03.814 B	40.951	39.306	1:02.614	40.943	125.6								
8	LUIS BARRIOS RUIZ ESP HYUNDAI i30N FASTBACK CET ESCUDERIA LOCAL SPORT / RACE TEAM GIBRALFARO MOTOR							22	EMILIO BORJA GARCIA MENENDEZ ESP HONDA CIVIC TYPE R CET TEO MARTIN MOTORSPORT / TEO MARTIN MOTORSPORT					
1	3:35.723	1:51.710	41.166	37.690	25.157	210.5	1	6:58.123	5:19.916	38.936	35.781	23.490	213.0	
2	2:25.682 B	38.785	39.133	35.841	31.923	211.4	2	2:12.424	37.419	37.024	34.529	23.452	216.9	
3	5:46.926	4:09.033	38.390	35.568	23.935	211.8	3	2:12.414	36.930	36.902	35.038	23.544	214.3	
4	2:14.849	37.427	37.943	35.623	23.856	213.0	4	2:12.254	37.013	37.197	34.630	23.414	214.7	
5	2:14.189	37.428	37.739	35.159	23.863	213.9	5	2:12.378	36.828	37.316	34.696	23.538	214.3	
6	2:20.441	42.629	38.291	35.543	23.978	212.6	6	2:34.013	43.231	46.929	40.004	23.849	211.8	
7	2:14.961	37.805	37.919	35.156	24.081	213.0	7	2:12.256	36.793	37.337	34.503	23.623	216.0	
8	2:16.753	39.041	37.911	35.736	24.065	212.2	8	2:23.528 B	42.149	37.607	34.739	29.033	214.7	
9	2:16.247	37.300	37.645	37.088	24.214	210.1	9	5:10.527	3:27.585	43.420	35.945	23.577	213.9	
10	2:21.184	42.265	39.309	35.718	23.892	212.2	10	2:12.354	36.866	37.354	34.585	23.549	214.7	
11	2:14.151	37.568	37.732	35.069	23.782	213.9								
11	ALVARO LOBERA ROBLES ESP HYUNDAI i30N FASTBACK CET VSR MOTORSPORT / GRUPO HAFESA/HORMITECH RACING TE/							23	ANTONIO ALBACETE POLO ESP HONDA CIVIC TYPE R CET TEO MARTIN MOTORSPORT / TEO MARTIN MOTORSPORT					
1	9:13.114	7:12.458	48.785	43.043	28.828	152.5	1	3:16.743	1:28.618	44.331	40.147	23.647	212.2	
2	2:31.582	47.382	43.537	36.717	23.946	209.7	2	2:13.314	37.227	37.286	35.312	23.489	213.0	
3	2:14.642	37.793	37.979	35.051	23.819	210.9	3	2:12.928	37.223	37.181	34.784	23.740	216.0	
4	2:14.874	38.132	37.628	35.089	24.025	210.9	4	2:12.777	37.170	37.105	34.865	23.637	211.4	
5	2:14.051	37.414	37.251	35.618	23.768	213.9	5	2:12.913	37.117	37.201	34.877	23.718	210.1	
6	2:14.141	37.410	37.232	35.562	23.937	211.8	6	2:15.557	37.110	37.357	34.739	26.351	214.7	
7	2:27.711 B	42.315	39.423	36.042	29.931	211.4	7	2:38.813	47.930	48.208	38.822	23.853	213.9	
8	4:02.802	2:26.384	37.517	34.895	24.006	213.4	8	2:13.094	37.001	37.619	34.728	23.746	213.9	
9	2:14.072	37.493	37.969	34.750	23.860	213.9	9	2:13.577	37.400	37.620	34.810	23.747	212.2	
10	2:28.160 B	37.967	37.885	39.579	32.729	163.6	10	2:19.030	37.350	37.560	35.293	28.827	168.2	
							11	2:35.223 B	46.135	41.099	37.213	30.776	192.2	
							12	4:01.880	2:24.258	38.105	35.647	23.870	208.9	
13	ISMAEL ARQUERO SAZ ESP HYUNDAI i30N FASTBACK CET AD DESGUACES LA TORRE / ART MOTORSPORT							26	ALVARO BAJO ROBLES ESP HONDA CIVIC TYPE R CET MONLAU COMPETICION C.E. / MONLAU COMPETICION C.E.					
1	3:05.339	1:14.573	44.651	41.000	25.115	206.9	1	3:26.607 B	1:27.728	44.085	41.849	32.945	158.1	
2	2:30.000	40.283	40.885	44.147	24.685	204.2	2	6:44.233	5:06.017	38.327	35.998	23.891	207.3	
3	2:15.867	38.126	38.090	35.744	23.907	211.8	3	2:15.428	38.696	37.555	34.981	24.196	208.1	
4	2:14.816	37.441	37.966	35.359	24.050	212.6	4	2:13.513	37.701	37.265	34.595	23.952	208.9	
5	2:27.417 B	45.248	38.038	35.372	28.759	212.2	5	2:17.940 B	39.068	37.496	34.881	26.495	207.3	
6	4:20.018 B	2:25.122	44.600	39.267	31.029	212.2	6	8:04.531 B	6:22.169	38.940	35.818	27.604	199.3	
7	6:16.774	4:39.000	38.394	35.653	23.727	213.0	7	4:26.429	2:50.010	37.727	34.620	24.072	208.5	
8	2:22.177	39.570	42.194	36.307	24.106	210.9	8	2:18.031 B	37.748	37.992	36.230	26.061	206.9	
9	2:15.351	38.209	38.348	35.125	23.669	214.3								
10	2:26.616 B	37.782	37.812	36.226	34.796	152.8								
32	JAVIER SANCHEZ MACIAS ESP HYUNDAI i30N FASTBACK CET ESCUDERIA LOCAL SPORT / RACE TEAM GIBRALFARO MOTOR													
1	2:54.518	1:09.489	41.764	38.596	24.669	206.9								

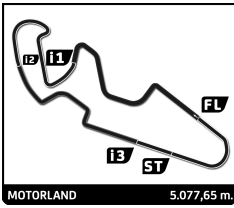


ENTRENAMIENTO LIBRE 2

Vuelta a vuelta

■ Mejor Personal ■ Mejor de la sesión B Cruzando la línea de meta por el pit lane

Vlt.	Tiempo	Sector 1	Sector 2	Sector 3	Sector 4	V.Max	Vlt.	Tiempo	Sector 1	Sector 2	Sector 3	Sector 4	V.Max
2	2:29.244 B	46.298	38.326	35.207	29.413	209.3							
3	6:02.204	4:26.094	37.465	34.947	23.698	212.2							
4	2:14.839	38.249	37.592	35.307	23.691	211.4							
5	2:14.007	37.363	37.574	35.074	23.996	205.7							
6	2:20.986 B	37.972	37.720	35.486	29.808	212.6							
7	4:09.838 B	2:21.283	39.118	37.745	31.692	182.1							
8	4:50.877	3:08.066	41.325	37.041	24.445	210.1							
9	2:25.999	38.896	38.800	37.880	30.423	116.3							
10	2:14.536	37.973	37.885	34.921	23.757	212.2							



ENTRENAMIENTO CRONOMETRADO

Clasificación Final

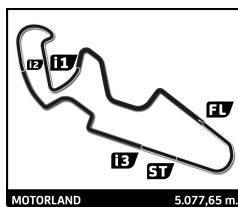
Nº Piloto	Nat	Concursante / Equipo	Coche	Cl.	Tiempo	Vlt. Total	Dif.	Km/h
1 22	EMILIO BORJA GARCIA MENE	ESP TEO MARTIN MOTORSPORT TEO MARTIN MOTORSPORT	HONDA CIVIC TYPE R CET	1	2:10.443	3 7	-	- 140.1
2 23	ANTONIO ALBACETE POLO	ESP TEO MARTIN MOTORSPORT TEO MARTIN MOTORSPORT	HONDA CIVIC TYPE R CET	1	2:10.826	2 9	+0.383	+0.383 139.7
3 19	FERNANDO NAVARRETE ROCES	ESP VSR MOTORSPORT GRUPO HAFESA/HORMITECH	HYUNDAI i30N FASTBACK CET	1	2:12.443	6 8	+2.000	+1.617 138.0
4 32	JAVIER SANCHEZ MACIAS	ESP ESCUDERIA LOCAL SPORT RACE TEAM GIBRALFARO MOTOR	HYUNDAI i30N FASTBACK CET	1	2:12.613	6 11	+2.170	+0.170 137.8
5 11	ALVARO LOBERA ROBLES	ESP VSR MOTORSPORT GRUPO HAFESA/HORMITECH	HYUNDAI i30N FASTBACK CET	1	2:12.691	10 11	+2.248	+0.078 137.7
6 8	LUIS BARRIOS RUIZ	ESP ESCUDERIA LOCAL SPORT RACE TEAM GIBRALFARO MOTOR	HYUNDAI i30N FASTBACK CET	1	2:13.196	12 13	+2.753	+0.505 137.2
7 13	ISMAEL ARQUERO SAZ	ESP AD DESGUACES LA TORRE ART MOTORSPORT	HYUNDAI i30N FASTBACK CET	1	2:13.995	11 12	+3.552	+0.799 136.4
8 7	MARI PAZ SANTONJA FUSTE	ESP MURCIA MOTORS RACING TERRATRaining MOTORSPORT	HONDA CIVIC TYPE R CET	1	2:18.275	6 9	+7.832	+4.280 132.2
9 26	ALVARO BAJO ROBLES	ESP MONLAU COMPETICION C.E. MONLAU COMPETICION C.E.	HONDA CIVIC TYPE R CET	1		2		

Vuelta rápida: Vlt. 3 | EMILIO BORJA GARCIA MENENDEZ | 2:10.443 | 140.1 Km/h

Hora de publicación:

Estado de pista: **SECO**

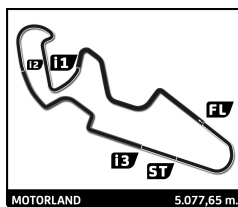
Stewards:	Timekeeper:
-----------	-------------



ENTRENAMIENTO CRONOMETRADO

Mejores tiempos de sector

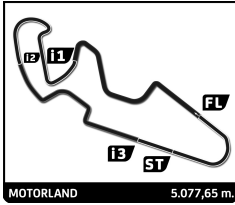
Sector 1			Sector 2			Sector 3			Sector 4			Vuelta		Mejor Vuelta
Pos	Nº Piloto	Tiempo	Nº Piloto	Tiempo	Nº Piloto	Tiempo	Nº Piloto	Tiempo	Pos	Nº	Ideal			
1	23 A.ALBACETE POLO	36.282	22 E.GARCIA MENENDEZ	36.694	22 E.GARCIA MENENDEZ	34.058	22 E.GARCIA MENENDEZ	23.228	1	22	2:10.337	2:10.443 (1)		
2	22 E.GARCIA MENENDEZ	36.357	23 A.ALBACETE POLO	36.944	23 A.ALBACETE POLO	34.347	23 A.ALBACETE POLO	23.253	2	23	2:10.826	2:10.826 (2)		
3	11 A.LOBERA ROBLES	36.849	11 A.LOBERA ROBLES	37.132	32 J.SANCHEZ MACIAS	34.386	32 J.SANCHEZ MACIAS	23.429	3	32	2:11.985	2:12.613 (4)		
4	32 J.SANCHEZ MACIAS	36.916	19 F.NAVARRETE RODRIGO	37.138	11 A.LOBERA ROBLES	34.561	13 I.ARQUERO SAZ	23.552	4	11	2:12.190	2:12.691 (5)		
5	19 F.NAVARRETE RODRIGO	36.925	32 J.SANCHEZ MACIAS	37.254	19 F.NAVARRETE RODRIGO	34.577	8 L.BARRIOS RUIZ	23.563	5	19	2:12.289	2:12.443 (3)		
6	8 L.BARRIOS RUIZ	37.104	8 L.BARRIOS RUIZ	37.372	8 L.BARRIOS RUIZ	34.750	11 A.LOBERA ROBLES	23.648	6	8	2:12.789	2:13.196 (6)		
7	13 I.ARQUERO SAZ	37.437	13 I.ARQUERO SAZ	37.824	13 I.ARQUERO SAZ	34.969	19 F.NAVARRETE RODRIGO	23.649	7	13	2:13.782	2:13.995 (7)		
8	7 M.SANTONJA FUSTER	38.220	7 M.SANTONJA FUSTER	38.765	7 M.SANTONJA FUSTER	35.777	7 M.SANTONJA FUSTER	24.256	8	7	2:17.018	2:18.275 (8)		



ENTRENAMIENTO CRONOMETRADO

Mejores tiempos de sector

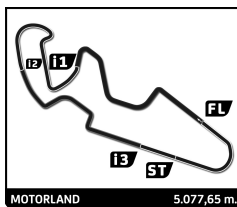
Sector 1			Sector 2			Sector 3			Pos	Nº Piloto	Vuelta Ideal	Mejor Vuelta	
Pos	Nº Piloto	Tiempo	Nº Piloto	Tiempo	Nº Piloto	Tiempo							
1	23 A.ALBACETE POLO	36.282	22 E.GARCIA MENENDEZ	36.694	22 E.GARCIA MENENDEZ	34.058	1	22 E.GARCIA MENENDEZ	2:10.337	2:10.443	(1)		
2	22 E.GARCIA MENENDEZ	36.357	23 A.ALBACETE POLO	36.944	23 A.ALBACETE POLO	34.347	2	23 A.ALBACETE POLO	2:10.826	2:10.826	(2)		
3	11 A.LOBERA ROBLES	36.849	11 A.LOBERA ROBLES	37.132	32 J.SANCHEZ MACIAS	34.386	3	32 J.SANCHEZ MACIAS	2:11.985	2:12.613	(4)		
4	32 J.SANCHEZ MACIAS	36.916	19 F.NAVARRETE RODRIGO	37.138	11 A.LOBERA ROBLES	34.561	4	11 A.LOBERA ROBLES	2:12.190	2:12.691	(5)		
5	19 F.NAVARRETE RODRIGO	36.925	32 J.SANCHEZ MACIAS	37.254	19 F.NAVARRETE RODRIGO	34.577	5	19 F.NAVARRETE RODRIGO	2:12.289	2:12.443	(3)		
6	8 L.BARRIOS RUIZ	37.104	8 L.BARRIOS RUIZ	37.372	8 L.BARRIOS RUIZ	34.750	6	8 L.BARRIOS RUIZ	2:12.789	2:13.196	(6)		
7	13 I.ARQUERO SAZ	37.437	13 I.ARQUERO SAZ	37.824	13 I.ARQUERO SAZ	34.969	7	13 I.ARQUERO SAZ	2:13.782	2:13.995	(7)		
8	7 M.SANTONJA FUSTER	38.220	7 M.SANTONJA FUSTER	38.765	7 M.SANTONJA FUSTER	35.777	8	7 M.SANTONJA FUSTER	2:17.018	2:18.275	(8)		



ENTRENAMIENTO CRONOMETRADO

Mejores velocidades máximas

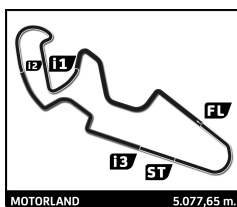
Nº Piloto	Concursante / Equi	Clase	V.Max 1		V.Max 2		V.Max 3		V.Max 4		V.Max 5		Pro
			Km/h	Vlt.	Km/h	Vlt.	Km/h	Vlt.	Km/h	Vlt.	Km/h	Vlt.	
23	ANTONIO ALBACETE POLO TEO MARTIN MOTORSPORT TEO MARTIN MOTORSPORT	1	216.9	8	216.4	2	216.4	6	216.4	7	215.6	5	216,3
13	ISMAEL ARQUERO SAZ AD DESGUACES LA TORRE ART MOTORSPORT	1	216.4	12	216.4	11	215.6	8	215.1	2	215.1	10	215,7
8	LUIS BARRIOS RUIZ ESCUDERIA LOCAL SPORT RACE TEAM GIBRALFARO	1	216.0	13	214.3	12	213.4	11	213.4	7	213.4	6	214,1
22	EMILIO BORJA GARCIA MENE TEO MARTIN MOTORSPORT TEO MARTIN MOTORSPORT	1	214.7	3	213.9	2	213.9	6	213.4	5	211.4	4	213,5
32	JAVIER SANCHEZ MACIAS ESCUDERIA LOCAL SPORT RACE TEAM GIBRALFARO	1	214.3	11	213.9	7	213.4	10	213.0	6	212.6	8	213,4
11	ALVARO LOBERA ROBLES VSR MOTORSPORT GRUPO HAFESA/HORMITECH	1	213.4	9	213.0	10	213.0	8	212.2	5	211.8	3	212,7
7	MARI PAZ SANTONJA FUSTE MURCIA MOTORS RACING TERRATRaining MOTORSPORT	1	213.0	2	213.0	7	212.6	4	212.6	6	212.6	8	212,8
19	FERNANDO NAVARRETE ROD VSR MOTORSPORT GRUPO HAFESA/HORMITECH	1	211.4	5	209.7	2	209.7	7	209.3	6	208.9	1	209,8
26	ALVARO BAJO ROBLES MONLAU COMPETICION C.E. MONLAU COMPETICION C.E.	1	154.1	2	151.0	1							152,6



ENTRENAMIENTO CRONOMETRADO

Secuencia de vueltas rápidas

T. Sesión	Nº Piloto	Concursante / Equip	Coche	Clase	Tiempo	Km/h	Vlt.
4:53.036	19 FERNANDO NAVARRETE RODRIGO	VSR MOTORSPORT GRUPO HAFESA/HORMITECH RACING	HYUNDAI i30N FASTBACK CET	1	2:12.704	137.7	2
5:05.529	23 ANTONIO ALBACETE POLO	TEO MARTIN MOTORSPORT TEO MARTIN MOTORSPORT	HONDA CIVIC TYPE R CET	1	2:10.826	139.7	2
7:53.611	22 EMILIO BORJA GARCIA MENENDEZ	TEO MARTIN MOTORSPORT TEO MARTIN MOTORSPORT	HONDA CIVIC TYPE R CET	1	2:10.443	140.1	3

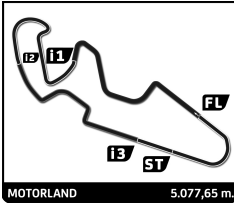


ENTRENAMIENTO CRONOMETRADO

Vuelta a vuelta

■ Mejor Personal ■ Mejor de la sesión B Cruzando la línea de meta por el pit lane

Vlt.	Tiempo	Sector 1	Sector 2	Sector 3	Sector 4	V.Max	Vlt.	Tiempo	Sector 1	Sector 2	Sector 3	Sector 4	V.Max	
7	MARI PAZ SANTONJA FUSTER ESP HONDA CIVIC TYPE R CET MURCIA MOTORS RACING / TERRATRaining MOTORSPORT							12	2:14.148	37.443	37.909	34.969	23.827	216.4
	1	3:03.664	1:12.039	43.614	40.767	27.244	204.2							
	2	2:30.008 B	40.064	40.336	37.210	32.398	213.0							
	3	4:25.765	2:44.871	39.378	36.323	25.193	204.2							
	4	2:18.881	38.220	39.627	36.425	24.609	212.6							
	5	2:18.284	38.441	39.524	35.936	24.383	212.2							
	6	2:18.275	39.006	38.818	35.777	24.674	212.6							
	7	3:04.817 B	39.121	38.765	1:13.688	33.243	213.0							
	8	4:46.223	3:05.857	40.173	35.937	24.256	212.6							
	9	3:11.374 B	38.746	40.323	1:03.434	48.871	93.7							
8	LUIS BARRIOS RUIZ ESP HYUNDAI i30N FASTBACK CET ESCUADERIA LOCAL SPORT / RACE TEAM GIBRALFARO MOTOR													
	1	2:36.903	52.644	41.312	37.732	25.215	212.6							
	2	2:27.225 B	39.422	39.726	35.307	32.770	211.4							
	3	3:49.758	2:12.952	37.772	34.920	24.114	212.2							
	4	2:13.269	37.244	37.372	34.834	23.819	211.4							
	5	2:13.261	37.127	37.645	34.799	23.690	213.0							
	6	2:13.487	37.104	37.609	35.049	23.725	213.4							
	7	2:13.930	37.352	37.603	35.182	23.793	213.4							
	8	2:17.755	38.291	37.941	36.711	24.812	203.4							
	9	2:23.928	43.050	40.309	36.200	24.369	200.4							
	10	2:21.402	38.886	39.166	34.952	28.398	187.8							
	11	2:30.001	46.955	41.546	37.699	23.801	213.4							
	12	2:13.196	37.237	37.646	34.750	23.563	214.3							
	13	2:13.476	37.109	37.504	35.161	23.702	216.0							
11	ALVARO LOBERA ROBLES ESP HYUNDAI i30N FASTBACK CET VSR MOTORSPORT / GRUPO HAFESA/HORMITECH RACING TE/													
	1	2:44.270	59.705	39.390	39.115	26.060	182.1							
	2	2:13.455	37.610	37.143	34.848	23.854	210.1							
	3	2:13.046	37.354	37.132	34.701	23.859	211.8							
	4	2:12.970	36.849	37.166	35.100	23.855	211.8							
	5	2:13.088	37.025	37.502	34.794	23.767	212.2							
	6	2:27.158 B	39.369	38.766	36.492	32.531	186.9							
	7	5:25.704	3:43.463	39.351	38.055	24.835	208.1							
	8	2:14.748	37.620	38.034	35.281	23.813	213.0							
	9	2:12.941	37.417	37.180	34.561	23.783	213.4							
	10	2:12.691	37.098	37.340	34.605	23.648	213.0							
	11	2:29.857 B	37.296	41.369	39.788	31.404	185.2							
13	ISMAEL ARQUERO SAZ ESP HYUNDAI i30N FASTBACK CET AD DESGUACES LA TORRE / ART MOTORSPORT													
	1	3:11.777	1:15.353	47.770	42.623	26.031	202.6							
	2	2:32.581	44.643	47.338	37.048	23.552	215.1							
	3	2:14.650	37.495	38.245	35.094	23.816	213.4							
	4	2:14.782	37.746	37.945	35.267	23.824	213.9							
	5	2:14.994	37.551	38.556	35.237	23.650	214.3							
	6	2:39.668 B	37.437	44.343	44.756	33.132	171.2							
	7	4:35.572	2:14.977	38.984	1:17.737	23.874	213.0							
	8	2:16.082	37.994	39.023	35.383	23.682	215.6							
	9	2:14.780	37.732	37.987	35.213	23.848	215.1							
	10	2:15.003	37.827	38.321	34.982	23.873	215.1							
	11	2:13.995	37.499	37.824	35.032	23.640	216.4							
19	FERNANDO NAVARRETE RODRIGO ESP HYUNDAI i30N FASTBACK CET VSR MOTORSPORT / GRUPO HAFESA/HORMITECH RACING TE/													
	1	2:40.332	57.613	39.631	39.029	24.059	208.9							
	2	2:12.704	37.271	37.190	34.577	23.666	209.7							
	3	2:12.871	36.995	37.202	34.820	23.854	208.9							
	4	2:30.495 B	39.970	41.810	37.115	31.600	171.2							
	5	4:49.849	3:08.071	40.182	36.700	24.896	211.4							
	6	2:12.443	37.008	37.138	34.594	23.703	209.3							
	7	2:12.650	36.925	37.152	34.924	23.649	209.7							
	8	2:36.622 B	43.214	41.318	40.616	31.474	192.2							
22	EMILIO BORJA GARCIA MENENDEZ ESP HONDA CIVIC TYPE R CET TEO MARTIN MOTORSPORT / TEO MARTIN MOTORSPORT													
	1	3:29.082	1:38.760	44.118	40.250	25.954	181.8							
	2	2:14.086	37.778	37.843	35.237	23.228	213.9							
	3	2:10.443	36.357	36.694	34.058	23.334	214.7							
	4	2:25.476 B	37.177	37.996	35.876	34.427	211.4							
	5	12:50.668	...	38.260	35.218	23.598	213.4							
	6	2:11.765	36.945	36.954	34.350	23.516	213.9							
	7	2:33.171 B	36.841	36.968	40.078	39.284	140.6							
23	ANTONIO ALBACETE POLO ESP HONDA CIVIC TYPE R CET TEO MARTIN MOTORSPORT / TEO MARTIN MOTORSPORT													
	1	2:54.703	1:01.396	42.149	39.316	31.842	92.9							
	2	2:10.826	36.282	36.944	34.347	23.253	216.4							
	3	2:26.149	36.724	41.513	42.508	25.404	173.4							
	4	2:11.289	36.294	37.118	34.422	23.455	215.1							
	5	2:31.745 B	45.779	39.142	37.121	29.703	215.6							
	6	5:45.893	3:58.195	45.452	38.436	23.810	216.4							
	7	2:11.662	36.647	37.091	34.528	23.396	216.4							
	8	2:12.026	36.663	37.129	34.745	23.489	216.9							
	9	2:56.744 B	40.675	49.464	48.897	37.708	110.4							
26	ALVARO BAJO ROBLES ESP HONDA CIVIC TYPE R CET MONLAU COMPETICION C.E. / MONLAU COMPETICION C.E.													
	1	3:43.553 B	1:29.352	50.820	46.408	36.973	151.0							
	2	12:50.435 B	...	46.742	45.263	33.039	154.1							
32	JAVIER SANCHEZ MACIAS ESP HYUNDAI i30N FASTBACK CET ESCUADERIA LOCAL SPORT / RACE TEAM GIBRALFARO MOTOR													
	1	2:34.732	51.067	40.599	37.818	25.248	209.3							
	2	2:21.928 B	39.162	38.188	35.042	29.536	208.1							
	3	3:53.872	2:18.433	37.366	34.386	23.687	210.9							
	4	2:12.819	37.029	37.459	34.700	23.631	210.9							
	5	2:13.079	37.221	37.406	34.799	23.653	211.8							
	6	2:12.613	37.160	37.254	34.551	23.648	213.0							
	7	2:22.526	39.495	40.975	38.229	23.827	213.9							
	8	2:17.382 B	37.003	37.326	34.757	28.296	212.6							
	9	3:54.530	2:13.810	38.201	38.024	24.495	197.8							
	10	2:13.138	37.650	37.305	34.754	23.429	213.4							
	11	2:12.623	37.170	37.299	34.649	23.505	214.3							



CARRERA 1 (30' +1 Vlt.)

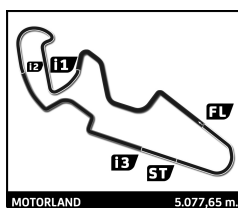
Parrilla de salida Official

ALVARO BAJO ROBLES	MONLAU COMPETICION C.E. MONLAU COMPETICION C.E.	26	- 5 -		
2:13.995	AD DESGUACES LA TORRE ART MOTORSPORT	13	- 4 -	7	MURCIA MOTORS RACING TERRATRaining MOTORSPORT 2:18.275 MARI PAZ SANTONJA FUSTER
2:12.691	VSR MOTORSPORT GRUPO HAFESA/HORMITECH	11	- 3 -	8	ESCUADERIA LOCAL SPORT RACE TEAM GIBRALFARO MOTOR 2:13.196 LUIS BARRIOS RUIZ
2:12.443	VSR MOTORSPORT GRUPO HAFESA/HORMITECH	19	- 2 -	32	ESCUADERIA LOCAL SPORT RACE TEAM GIBRALFARO MOTOR 2:12.613 JAVIER SANCHEZ MACIAS
2:10.443	TEO MARTIN MOTORSPORT TEO MARTIN MOTORSPORT	22	- 1 -	23	TEO MARTIN MOTORSPORT TEO MARTIN MOTORSPORT 2:10.826 ANTONIO ALBACETE POLO



Hora de publicación:

Stewards:	Timekeeper:
-----------	-------------



CARRERA 1 (30' +1 Vlt.)

Clasificación Final

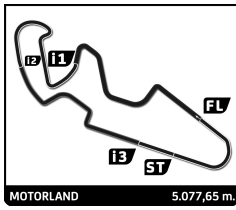
Nº Piloto	Nat	Concursante / Equipo	Coche	Cl.	Vlts.	Tiempo Total	Dif.	Km/h	Mejor Vuelta		
									Vlt.	Tiempo Km/h	
1 32	JAVIER SANCHEZ MACIAS	ESP ESCUDERIA LOCAL SPORT RACE TEAM GIBRALFARO MOTOR	HYUNDAI i30N FASTBACK CET1		15	33:32.013	- 136.3	2	2:12.364	138.1	
2 22	EMILIO BORJA GARCIA MENENDEZ	ESP TEO MARTIN MOTORSPORT TEO MARTIN MOTORSPORT	HONDA CIVIC TYPE R CET	1	15	33:35.915	+3.902	136.0	3	2:11.409	139.1
3 11	ALVARO LOBERA ROBLES	ESP VSR MOTORSPORT GRUPO HAFESA/HORMITECH	HYUNDAI i30N FASTBACK CET1		15	34:00.185	+28.172	134.4	2	2:12.796	137.6
4 23	ANTONIO ALBACETE POLO	ESP TEO MARTIN MOTORSPORT TEO MARTIN MOTORSPORT	HONDA CIVIC TYPE R CET	1	15	34:02.077	+30.064	134.3	3	2:11.970	138.5
5 19	FERNANDO NAVARRETE RODRIGO	ESP VSR MOTORSPORT GRUPO HAFESA/HORMITECH	HYUNDAI i30N FASTBACK CET1		15	34:05.291	+33.278	134.0	2	2:11.852	138.6
6 8	LUIS BARRIOS RUIZ	ESP ESCUDERIA LOCAL SPORT RACE TEAM GIBRALFARO MOTOR	HYUNDAI i30N FASTBACK CET1		14	31:57.693	1 Vlt.	133.4	4	2:12.911	137.5
7 7	MARI PAZ SANTONJA FUSTER	ESP MURCIA MOTORS RACING TERRATRaining MOTORSPORT	HONDA CIVIC TYPE R CET	1	14	35:16.733	1 Vlt.	120.9	10	2:20.563	130.0
No clasificados											
13	ISMAEL ARQUERO SAZ	ESP AD DESGUACES LA TORRE ART MOTORSPORT	HYUNDAI i30N FASTBACK CET1		2	4:52.458					
No salidos											
26	ALVARO BAJO ROBLES	ESP MONLAU COMPETICION C.E. MONLAU COMPETICION C.E.	HONDA CIVIC TYPE R CET		1						
Pole:			EMILIO BORJA GARCIA MENENDEZ			2:10.443				140.1 Km/h	
Vuelta rápida:			Vlt.3	EMILIO BORJA GARCIA MENENDEZ		2:11.409				139.1 Km/h	

#11 DRIVE THROUGH-ART.18.16
#19 - STOP ANG GO DIFERIDO ART.18.16

Hora de publicación:

Estado de pista: **SECO**

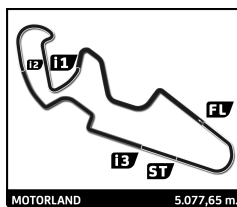
Stewards:	Timekeeper:
-----------	-------------



CARRERA 1

Planing

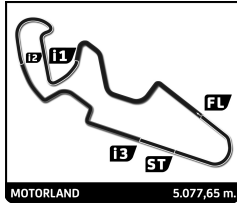
Nº	Pos	Parrilla	Vit.															
			1	2	3	4	5	6	7	8	9	10	11	12	13	14	15	
22	1	22	22	22	22	22	23	23	23	23	23	23	23	23	23	19	19	
23	2	23	23	23	23	23	19	19	19	19	19	19	19	19	19	19	32	32
19	3	19	19	19	19	19	22	32	32	32	32	32	32	32	32	11	11	
32	4	32	32	32	32	32	8	8	8	8	8	8	8	8	8	22	22	
11	5	11	8	8	8	8	8	11	11	11	11	11	11	11	11	23	23	
8	6	8	11	11	11	11	11	22	22	22	22	22	22	22	22	8	8	
13	7	13	13	13	7	7	7	7	7	7	7	7	7	7	7	7	7	
7	8	7	7	7														
26	9	26																



CARRERA 1

Mejores tiempos de sector

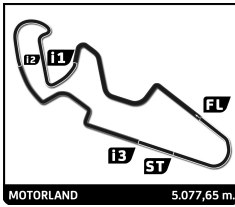
Sector 1			Sector 2			Sector 3			Sector 4			Vuelta		Mejor Vuelta
Pos	Nº Piloto	Tiempo	Nº Piloto	Tiempo	Nº Piloto	Tiempo	Nº Piloto	Tiempo	Pos	Nº	Ideal			
1	19 F.NAVARRETE RODRIGO	36.778	19 F.NAVARRETE RODRIGO	36.773	22 E.GARCIA MENENDEZ	34.258	23 A.ALBACETE POLO	23.269	1	22	2:11.409	2:11.409 (1)		
2	22 E.GARCIA MENENDEZ	36.781	22 E.GARCIA MENENDEZ	36.877	23 A.ALBACETE POLO	34.347	32 J.SANCHEZ MACIAS	23.391	2	23	2:11.587	2:11.970 (3)		
3	11 A.LOBERA ROBLES	36.951	23 A.ALBACETE POLO	36.972	32 J.SANCHEZ MACIAS	34.611	19 F.NAVARRETE RODRIGO	23.437	3	19	2:11.647	2:11.852 (2)		
4	23 A.ALBACETE POLO	36.999	32 J.SANCHEZ MACIAS	37.032	19 F.NAVARRETE RODRIGO	34.659	22 E.GARCIA MENENDEZ	23.493	4	32	2:12.118	2:12.364 (4)		
5	32 J.SANCHEZ MACIAS	37.084	8 L.BARRIOS RUIZ	37.153	11 A.LOBERA ROBLES	34.788	8 L.BARRIOS RUIZ	23.534	5	11	2:12.551	2:12.796 (5)		
6	8 L.BARRIOS RUIZ	37.179	11 A.LOBERA ROBLES	37.216	8 L.BARRIOS RUIZ	34.856	11 A.LOBERA ROBLES	23.596	6	8	2:12.722	2:12.911 (6)		
7	7 M.SANTONJA FUSTER	37.757	13 I.ARQUERO SAZ	38.115	7 M.SANTONJA FUSTER	35.583	7 M.SANTONJA FUSTER	23.801	7	13	2:15.984			
8	13 I.ARQUERO SAZ	38.039	7 M.SANTONJA FUSTER	39.118	13 I.ARQUERO SAZ	35.781	13 I.ARQUERO SAZ	24.049	8	7	2:16.259	2:20.563 (7)		



CARRERA 1

Mejores velocidades máximas

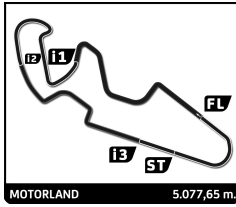
Nº Piloto	Concursante / Equi	Clase	V.Max 1		V.Max 2		V.Max 3		V.Max 4		V.Max 5		Pro
			Km/h	Vlt.	Km/h	Vlt.	Km/h	Vlt.	Km/h	Vlt.	Km/h	Vlt.	
7	MARI PAZ SANTONJA FUSTE / MURCIA MOTORS RACING TERRATRADING MOTORSPORT	1	216.4	1	215.6	2	213.0	12	212.6	9	212.2	13	214,0
23	ANTONIO ALBACETE POLO / TEO MARTIN MOTORSPORT TEO MARTIN MOTORSPORT	1	215.6	1	215.1	5	214.7	2	214.7	4	214.3	3	214,9
8	LUIS BARRIOS RUIZ / ESCUDERIA LOCAL SPORT RACE TEAM GIBRALFARO	1	215.1	13	214.7	11	214.7	9	214.3	1	214.3	10	214,6
32	JAVIER SANCHEZ MACIAS / ESCUDERIA LOCAL SPORT RACE TEAM GIBRALFARO	1	214.7	11	214.7	10	214.3	3	213.9	4	213.4	9	214,2
13	ISMAEL ARQUERO SAZ / AD DESGUACES LA TORRE ART MOTORSPORT	1	213.4	1	212.6	2							213,0
11	ALVARO LOBERA ROBLES / VSR MOTORSPORT GRUPO HAFESA/HORMITECH	1	213.0	13	213.0	11	213.0	10	213.0	9	212.6	15	212,9
22	EMILIO BORJA GARCIA MENEI / TEO MARTIN MOTORSPORT TEO MARTIN MOTORSPORT	1	213.0	10	212.6	13	212.2	14	212.2	9	211.8	15	212,4
19	FERNANDO NAVARRETE ROD / VSR MOTORSPORT GRUPO HAFESA/HORMITECH	1	212.6	5	212.2	3	211.8	8	211.8	10	211.8	4	212,0
26	ALVARO BAJO ROBLES / MONLAU COMPETICION C.E. MONLAU COMPETICION C.E.	1											



CARRERA 1

Secuencia de líderes por Clase

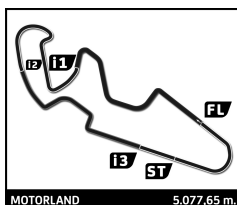
Nº	Piloto	Concursante /	Coche	Vuelta a	Vuelta Final	Vlts.	Total Vlts.
1							
22	EMILIO BORJA GARCIA MENEND	TEO MARTIN MOTORSPORT TEO MARTIN MOTORSPORT	HONDA CIVIC TYPE R CET	1	4	4	4
23	ANTONIO ALBACETE POLO	TEO MARTIN MOTORSPORT TEO MARTIN MOTORSPORT	HONDA CIVIC TYPE R CET	5	13	9	9
19	FERNANDO NAVARRETE RODRI	VSR MOTORSPORT GRUPO HAFESA/HORMITECH RACING	HYUNDAI i30N FASTBACK CET	14	15	2	2



CARRERA 1

Secuencia de vueltas rápidas

T. Sesión	Nº Piloto	Concursante / Equip	Coche	Clase	Tiempo	Km/h	Vlt.
4:27.074	22 EMILIO BORJA GARCIA MENENDEZ	TEO MARTIN MOTORSPORT TEO MARTIN MOTORSPORT	HONDA CIVIC TYPE R CET	1	2:11.872	138.6	2
4:28.884	19 FERNANDO NAVARRETE RODRIGO	VSR MOTORSPORT GRUPO HAFESA/HORMITECH RACING	HYUNDAI i30N FASTBACK CET	1	2:11.852	138.6	2
6:38.483	22 EMILIO BORJA GARCIA MENENDEZ	TEO MARTIN MOTORSPORT TEO MARTIN MOTORSPORT	HONDA CIVIC TYPE R CET	1	2:11.409	139.1	3

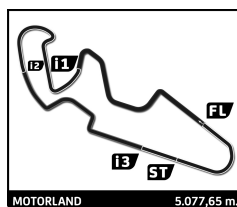


CARRERA 1

Tiempos por vuelta

Piloto Doblado

Nº	Tiempo	Dif.	Nº	Tiempo	Dif.	Nº	Tiempo	Dif.	Nº	Tiempo	Dif.	Nº	Tiempo	Dif.
Vlt. 1			7	2:28.921	1:12.333	Vlt. 13								
22	2:15.202	0.000	Vlt. 7			23	2:13.481							
23	2:15.792	0.590	23	2:13.751		19	2:14.255	4.440						
19	2:17.032	1.830	19	2:13.924	3.005	32	2:14.300	8.657						
32	2:17.399	2.197	32	2:14.167	4.834	8	2:14.045	10.478						
8	2:18.316	3.114	8	2:13.854	7.787	11	2:13.239	12.218						
11	2:21.294	6.092	11	2:14.300	11.691	22	2:12.925	13.532						
13	2:21.674	6.472	22	2:12.264	18.289	7	2:20.946	1 Vlt.						
7	2:22.226	7.024	Vlt. 8			Vlt. 14								
Vlt. 2			23	2:13.656		19	2:15.100							
22	2:11.872		19	2:13.854	3.203	32	2:14.547	3.664						
23	2:12.001	0.719	32	2:13.976	5.154	11	2:15.163	7.841						
19	2:11.852	1.810	8	2:13.574	7.705	22	2:14.270	8.262						
32	2:12.364	2.689	11	2:14.560	12.595	23	2:34.021	14.481						
8	2:13.129	4.371	22	2:13.399	18.032	8	2:53.134	44.072						
11	2:12.796	7.016	7	4:18.372	1 Vlt.	7	2:23.179	1 Vlt.						
13	2:30.784	25.384	Vlt. 9			Vlt. 15								
7	2:35.518	30.670	23	2:13.867		19	2:16.670							
Vlt. 3			19	2:13.866	3.202	32	2:14.728	1.722						
22	2:11.409		32	2:14.084	5.371	11	2:13.723	4.894						
23	2:11.970	1.280	8	2:14.246	8.084	22	2:14.032	5.624						
19	2:12.408	2.809	11	2:14.231	12.959	23	2:33.975	31.786						
32	2:12.598	3.878	22	2:12.640	16.805	7	2:20.586	1 Vlt.						
8	2:13.204	6.166	7	2:20.901	1 Vlt.	Vlt. 10								
11	2:12.995	8.602	Vlt. 10			23	2:14.122							
7	2:21.810	41.071	19	2:14.151	3.231	19	2:14.151	3.231						
Vlt. 4			32	2:14.738	5.987	32	2:14.738	5.987						
22	2:13.378		8	2:14.741	8.703	8	2:14.741	8.703						
23	2:12.812	0.714	11	2:13.740	12.577	11	2:13.740	12.577						
19	2:12.802	2.233	22	2:12.678	15.361	22	2:12.678	15.361						
32	2:13.026	3.526	7	2:20.884	1 Vlt.	Vlt. 11								
8	2:12.911	5.699	Vlt. 11			23	2:13.450							
11	2:13.459	8.683	19	2:13.699	3.480	19	2:13.699	3.480						
7	2:20.929	48.622	32	2:14.398	6.935	32	2:14.398	6.935						
Vlt. 5			8	2:14.268	9.521	8	2:14.268	9.521						
23	2:12.229		11	2:13.313	12.440	11	2:13.313	12.440						
19	2:12.357	1.647	22	2:12.950	14.861	22	2:12.950	14.861						
22	2:15.967	3.024	7	2:20.563	1 Vlt.	Vlt. 12								
32	2:13.217	3.800	Vlt. 12			23	2:14.026							
8	2:13.687	6.443	19	2:14.212	3.666	19	2:14.212	3.666						
11	2:13.626	9.366	32	2:14.929	7.838	32	2:14.929	7.838						
7	2:20.657	56.336	8	2:14.419	9.914	8	2:14.419	9.914						
Vlt. 6			11	2:14.046	12.460	11	2:14.046	12.460						
23	2:12.924		22	2:13.253	14.088	22	2:13.253	14.088						
19	2:14.109	2.832	7	2:21.241	1 Vlt.	Vlt. 13								
32	2:13.542	4.418	Vlt. 13			23	2:13.481							
8	2:14.165	7.684	19	2:14.255	4.440	19	2:14.255	4.440						
11	2:14.700	11.142	32	2:14.300	8.657	32	2:14.300	8.657						
22	2:29.676	19.776	8	2:14.045	10.478	8	2:14.045	10.478						

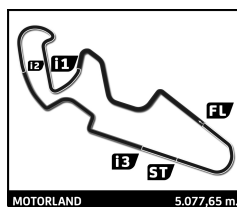


CARRERA 1

Vuelta a vuelta

■ Mejor Personal ■ Mejor de la sesión B Cruzando la línea de meta por el pit lane

Vlt.	Tiempo	Sector 1	Sector 2	Sector 3	Sector 4	V.Max	Vlt.	Tiempo	Sector 1	Sector 2	Sector 3	Sector 4	V.Max	
7	MARI PAZ SANTONJA FUSTER ESP							2	2:30.784 B	38.039	38.617	35.781	38.347	212.6
	HONDA CIVIC TYPE R CET MURCIA MOTORS RACING / TERRATRaining MOTORSPORT							19	FERNANDO NAVARRETE RODRIGO ESP					
	1 2:22.226 43.512 39.172 35.741 23.801 216.4								HYUNDAI i30N FASTBACK CET VSR MOTORSPORT / GRUPO HAFESA/HORMITECH RACING TE/					
	2 2:35.518 37.757 39.563 35.583 42.615 215.6								1 2:17.032 40.928 37.334 34.963 23.807 207.7					
	3 2:21.810 41.124 39.118 36.242 25.326 210.9								2 2:11.852 36.778 36.773 34.659 23.642 204.9					
	4 2:20.929 39.277 39.325 36.747 25.580 211.4								3 2:12.408 36.895 37.374 34.702 23.437 212.2					
	5 2:20.657 39.051 39.527 36.718 25.361 211.4								4 2:12.802 37.089 37.355 34.794 23.564 211.8					
	6 2:28.921 B 39.856 39.611 36.707 32.747 209.7								5 2:12.357 36.851 37.242 34.758 23.506 212.6					
	7 4:18.372 2:37.104 39.185 36.723 25.360 210.5								6 2:14.109 37.317 38.185 34.955 23.652 210.9					
	8 2:20.901 39.150 39.389 36.685 25.677 211.4								7 2:13.924 37.124 37.717 35.331 23.752 207.7					
	9 2:20.884 39.457 39.509 36.557 25.361 212.6								8 2:13.854 37.428 37.587 35.074 23.765 211.8					
	10 2:20.563 39.584 39.442 36.440 25.097 211.4								9 2:13.866 37.166 37.801 35.228 23.671 211.8					
	11 2:21.241 39.170 39.649 36.905 25.517 211.8								10 2:14.151 37.380 37.732 35.376 23.663 211.8					
	12 2:20.946 39.291 39.532 36.650 25.473 213.0								11 2:13.699 37.274 37.708 35.121 23.596 210.5					
	13 2:23.179 39.812 39.574 37.971 25.822 212.2								12 2:14.212 37.273 37.801 35.347 23.791 210.5					
	14 2:20.586 39.462 39.505 36.653 24.966 212.2								13 2:14.255 37.233 37.802 35.475 23.745 209.3					
									14 2:15.100 37.640 38.074 35.537 23.849 208.9					
									15 2:16.670 38.013 38.196 36.122 24.339 208.1					
8	LUIS BARRIOS RUIZ ESP							22	EMILIO BORJA GARCIA MENENDEZ ESP					
	HYUNDAI i30N FASTBACK CET ESCUADERIA LOCAL SPORT / RACE TEAM GIBRALFARO MOTOR								HONDA CIVIC TYPE R CET TEO MARTIN MOTORSPORT / TEO MARTIN MOTORSPORT					
	1 2:18.316 42.248 37.600 34.856 23.612 214.3								1 2:15.202 39.942 37.171 34.584 23.505 211.4					
	2 2:13.129 37.179 37.389 35.027 23.534 213.9								2 2:11.872 36.881 37.041 34.398 23.552 210.5					
	3 2:13.204 37.261 37.232 34.996 23.715 213.9								3 2:11.409 36.781 36.877 34.258 23.493 210.5					
	4 2:12.911 37.303 37.153 34.888 23.567 214.3								4 2:13.378 37.491 37.081 34.787 24.019 210.1					
	5 2:13.687 37.316 37.616 35.065 23.690 213.9								5 2:15.967 B 37.083 37.120 34.457 27.307 210.5					
	6 2:14.165 37.592 37.582 35.230 23.761 213.0								6 2:29.676 53.879 37.250 34.825 23.722 209.7					
	7 2:13.854 37.323 37.595 35.163 23.773 213.4								7 2:12.264 36.907 37.118 34.565 23.674 210.5					
	8 2:13.574 37.327 37.663 35.029 23.555 214.3								8 2:13.399 37.010 37.909 34.766 23.714 210.9					
	9 2:14.246 37.457 37.790 35.250 23.749 214.7								9 2:12.640 36.989 37.265 34.728 23.658 212.2					
	10 2:14.741 38.049 37.708 35.187 23.797 214.3								10 2:12.678 37.102 37.364 34.592 23.620 213.0					
	11 2:14.268 37.563 37.923 35.025 23.757 214.7								11 2:12.950 36.846 37.484 34.865 23.755 211.8					
	12 2:14.419 37.663 37.736 35.160 23.860 213.4								12 2:13.253 37.131 37.380 34.981 23.761 210.1					
	13 2:14.045 37.500 37.835 35.103 23.607 215.1								13 2:12.925 37.113 37.386 34.774 23.652 212.6					
	14 2:53.134 B 37.555 37.797 44.611 53.171 82.1								14 2:14.270 37.192 37.409 35.712 23.957 212.2					
									15 2:14.032 37.580 37.850 34.778 23.824 211.8					
11	ALVARO LOBERA ROBLES ESP							23	ANTONIO ALBACETE POLO ESP					
	HYUNDAI i30N FASTBACK CET VSR MOTORSPORT / GRUPO HAFESA/HORMITECH RACING TE/								HONDA CIVIC TYPE R CET TEO MARTIN MOTORSPORT / TEO MARTIN MOTORSPORT					
	1 2:21.294 44.053 37.977 35.303 23.961 210.5								1 2:15.792 40.610 37.071 34.842 23.269 215.6					
	2 2:12.796 36.951 37.216 35.033 23.596 210.9								2 2:12.001 37.230 36.972 34.452 23.347 214.7					
	3 2:12.995 37.018 37.382 34.902 23.693 210.5								3 2:11.970 37.011 37.217 34.347 23.395 214.3					
	4 2:13.459 37.482 37.470 34.822 23.685 212.6								4 2:12.812 37.136 37.552 34.630 23.494 214.7					
	5 2:13.626 37.603 37.578 34.788 23.657 212.6								5 2:12.229 37.186 37.141 34.432 23.470 215.1					
	6 2:14.700 37.818 37.906 35.165 23.811 208.9								6 2:12.924 36.999 37.306 34.995 23.624 212.2					
	7 2:14.300 37.936 37.537 35.013 23.814 211.8								7 2:13.751 37.437 37.354 35.050 23.910 209.7					
	8 2:14.560 37.779 37.753 35.200 23.828 211.4								8 2:13.656 37.288 37.646 34.861 23.861 211.8					
	9 2:14.231 37.746 37.741 34.951 23.793 213.0								9 2:13.867 37.488 37.619 34.913 23.847 213.9					
	10 2:13.740 37.447 37.529 35.045 23.719 213.0								10 2:14.122 37.490 37.933 34.972 23.727 213.0					
	11 2:13.313 37.408 37.499 34.806 23.600 213.0								11 2:13.450 37.428 37.532 34.791 23.699 212.6					
	12 2:14.046 37.450 37.472 35.362 23.762 212.6								12 2:14.026 37.463 37.748 35.011 23.804 211.4					
	13 2:13.239 37.400 37.267 34.894 23.678 213.0								13 2:13.481 37.403 37.461 34.872 23.745 212.6					
	14 2:15.163 37.366 37.533 36.484 23.780 210.9								14 2:34.021 41.987 42.036 41.190 28.808 164.6					
	15 2:13.723 37.675 37.403 34.916 23.729 212.6								15 2:33.975 44.474 42.739 39.506 27.256 165.1					
13	ISMAEL ARQUERO SAZ ESP													
	HYUNDAI i30N FASTBACK CET AD DESGUACES LA TORRE / ART MOTORSPORT													
	1 2:21.674 43.404 38.115 36.106 24.049 213.4													

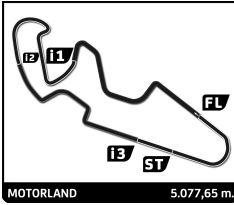


CARRERA 1

Vuelta a vuelta

■ Mejor Personal
 ■ Mejor de la sesión
 B Cruzando la línea de meta por el pit lane

Vlt.	Tiempo	Sector 1	Sector 2	Sector 3	Sector 4	V.Max	Vlt.	Tiempo	Sector 1	Sector 2	Sector 3	Sector 4	V.Max
32	JAVIER SANCHEZ MACIAS ESP							HYUNDAI I30N FASTBACK CET					
ESCUDERIA LOCAL SPORT / RACE TEAM GIBRALFARO MOTOR													
1	2:17.399	41.350	37.219	34.911	23.919	212.6							
2	2:12.364	37.330	37.032	34.611	23.391	212.6							
3	2:12.598	37.084	37.306	34.788	23.420	214.3							
4	2:13.026	37.331	37.332	34.915	23.448	213.9							
5	2:13.217	37.329	37.376	34.781	23.731	212.2							
6	2:13.542	37.415	37.460	35.016	23.651	213.0							
7	2:14.167	37.566	37.618	35.093	23.890	209.7							
8	2:13.976	37.484	37.486	35.098	23.908	212.6							
9	2:14.084	37.603	37.598	35.138	23.745	213.4							
10	2:14.738	37.854	37.854	35.125	23.905	214.7							
11	2:14.398	37.611	37.721	35.222	23.844	214.7							
12	2:14.929	37.627	37.823	35.316	24.163	206.1							
13	2:14.300	37.560	37.686	35.291	23.763	212.2							
14	2:14.547	37.774	37.667	35.196	23.910	211.8							
15	2:14.728	37.772	37.677	35.304	23.975	212.2							



CARRERA 2 (30' +1 Vlt.)

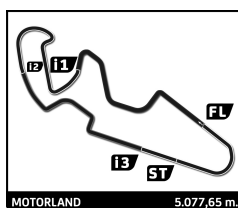
Parrilla de salida Official

ISMAEL ARQUERO SAZ	AD DESGUACES LA TORRE ART MOTORSPORT	13	- 4 -	26	MONLAU COMPETICION C.E. MONLAU COMPETICION C.E.	ALVARO BAJO ROBLES
EMILIO BORJA GARCIA MENENDEZ	TEO MARTIN MOTORSPORT TEO MARTIN MOTORSPORT	22	- 3 -	32	ESCUDERIA LOCAL SPORT RACE TEAM GIBRALFARO MOTOR	JAVIER SANCHEZ MACIAS
ANTONIO ALBACETE POLO	TEO MARTIN MOTORSPORT TEO MARTIN MOTORSPORT	23	- 2 -	11	VSR MOTORSPORT GRUPO HAFESA/HORMITECH	ALVARO LOBERA ROBLES
LUIS BARRIOS RUIZ	ESCUDERIA LOCAL SPORT RACE TEAM GIBRALFARO MOTOR	8	- 1 -	19	VSR MOTORSPORT GRUPO HAFESA/HORMITECH	FERNANDO NAVARRETE RODRIGO

Pole

Hora de publicación:

Stewards:	Timekeeper:
-----------	-------------



CARRERA 2 (30' +1 Vlt.)

Clasificación Final

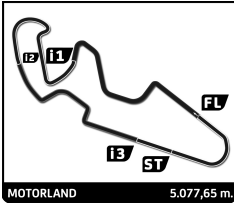
Nº Piloto	Nat	Concursante / Equipo	Coche	Cl.	Vlts.	Tiempo Total	Dif.	Km/h	Mejor Vuelta	
									Vlt.	Tiempo Km/h
1 22	ESP	TEO MARTIN MOTORSPORT TEO MARTIN MOTORSPORT	HONDA CIVIC TYPE R CET	1	15	33:34.404	- 136.1	3	2:12.664	137.8
2 19	ESP	VSR MOTORSPORT GRUPO HAFESA/HORMITECH	HYUNDAI i30N FASTBACK CET1	15	15	33:38.095	+3.691	3	2:12.868	137.6
3 8	ESP	ESCUADERIA LOCAL SPORT RACE TEAM GIBRALFARO MOTOR	HYUNDAI i30N FASTBACK CET1	15	15	33:52.665	+18.261	4	2:14.106	136.3
4 11	ESP	VSR MOTORSPORT GRUPO HAFESA/HORMITECH	HYUNDAI i30N FASTBACK CET1	15	15	34:00.467	+26.063	3	2:13.108	137.3
5 32	ESP	ESCUADERIA LOCAL SPORT RACE TEAM GIBRALFARO MOTOR	HYUNDAI i30N FASTBACK CET1	15	15	34:23.512	+49.108	3	2:14.365	136.0
6 13	ESP	AD DESGUACES LA TORRE ART MOTORSPORT	HYUNDAI i30N FASTBACK CET1	15	15	34:26.893	+52.489	2	2:14.414	136.0
No clasificados										
26	ESP	MONLAU COMPETICION C.E. MONLAU COMPETICION C.E.	HONDA CIVIC TYPE R CET	1	1	3:09.536				
Descalificado										
23	ESP	TEO MARTIN MOTORSPORT TEO MARTIN MOTORSPORT	HONDA CIVIC TYPE R CET	1	2	15:50.760				

Pole:	LUIS BARRIOS RUIZ		
Vuelta rápida:	Vlt.3	BORJA GARCIA MENENDEZ	2:12.664 137.8 Km/h

Hora de publicación:

Estado de pista: **SECO**

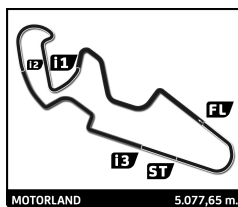
Stewards:	Timekeeper:
------------------	--------------------



CARRERA 2

Planing

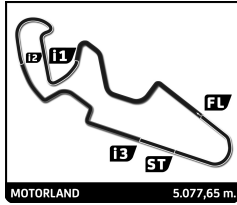
Nº	Pos	Parrilla	Vit.														
			1	2	3	4	5	6	7	8	9	10	11	12	13	14	15
8	1	8	19	19	19	19	22	22	22	22	22	22	22	22	22	22	22
19	2	19	22	22	22	22	19	19	19	19	19	19	19	19	19	19	19
23	3	23	32	13	11	11	11	11	11	11	11	8	8	8	8	8	8
11	4	11	13	11	13	13	13	32	32	8	8	13	13	11	11	11	11
22	5	22	11	32	32	32	32	13	8	32	32	32	11	13	13	32	32
32	6	32	8	8	8	8	8	13	13	13	11	32	32	32	13	13	
13	7	13	26	23													
26	8	26	23														



CARRERA 2

Mejores tiempos de sector

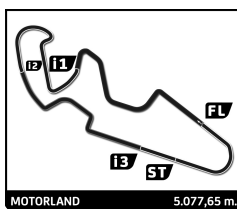
Sector 1			Sector 2			Sector 3			Sector 4			Vuelta		Mejor Vuelta
Pos	Nº Piloto	Tiempo	Nº Piloto	Tiempo	Nº Piloto	Tiempo	Nº Piloto	Tiempo	Pos	Nº	Ideal			
1	22 B.GARCIA MENENDEZ	37.037	22 B.GARCIA MENENDEZ	37.205	22 B.GARCIA MENENDEZ	34.703	23 A.ALBACETE POLO	23.419	1	22	2:12.556	2:12.664 (1)		
2	19 F.NAVARRETE RODRIGO	37.050	19 F.NAVARRETE RODRIGO	37.234	19 F.NAVARRETE RODRIGO	34.721	8 L.BARRIOS RUIZ	23.481	2	19	2:12.656	2:12.868 (2)		
3	11 A.LOBERA ROBLES	37.301	11 A.LOBERA ROBLES	37.317	11 A.LOBERA ROBLES	34.733	13 I.ARQUERO SAZ	23.513	3	11	2:12.919	2:13.108 (3)		
4	32 J.SANCHEZ MACIAS	37.435	23 A.ALBACETE POLO	37.486	23 A.ALBACETE POLO	34.847	11 A.LOBERA ROBLES	23.568	4	8	2:13.523	2:14.106 (4)		
5	8 L.BARRIOS RUIZ	37.500	8 L.BARRIOS RUIZ	37.560	8 L.BARRIOS RUIZ	34.982	22 B.GARCIA MENENDEZ	23.611	5	23	2:13.644			
6	13 I.ARQUERO SAZ	37.709	32 J.SANCHEZ MACIAS	37.747	32 J.SANCHEZ MACIAS	35.093	19 F.NAVARRETE RODRIGO	23.651	6	32	2:13.963	2:14.365 (5)		
7	23 A.ALBACETE POLO	37.892	13 I.ARQUERO SAZ	37.798	13 I.ARQUERO SAZ	35.097	32 J.SANCHEZ MACIAS	23.688	7	13	2:14.117	2:14.414 (6)		



CARRERA 2

Mejores velocidades máximas

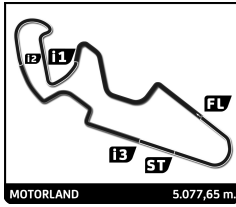
Nº Piloto	Concursante / Equi	Clase	V.Max 1		V.Max 2		V.Max 3		V.Max 4		V.Max 5		Pro
			Km/h	Vlt.	Km/h	Vlt.	Km/h	Vlt.	Km/h	Vlt.	Km/h	Vlt.	
8	LUIS BARRIOS RUIZ ESCUADERIA LOCAL SPORT RACE TEAM GIBRALFARO	1	216.9	6	216.0	4	215.1	15	215.1	14	215.1	13	215,6
13	ISMAEL ARQUERO SAZ AD DESGUACES LA TORRE ART MOTORSPORT	1	216.0	6	215.6	1	215.6	5	214.3	3	213.9	14	215,1
11	ALVARO LOBERA ROBLES VSR MOTORSPORT GRUPO HAFESA/HORMITECH	1	214.3	6	213.4	2	213.0	7	213.0	12	213.0	11	213,3
22	BORJA GARCIA MENENDEZ TEO MARTIN MOTORSPORT TEO MARTIN MOTORSPORT	1	214.3	1	213.4	5	213.4	6	212.6	3	212.6	7	213,3
19	FERNANDO NAVARRETE RODRIGUEZ VSR MOTORSPORT GRUPO HAFESA/HORMITECH	1	213.9	14	212.6	15	212.6	13	212.6	6	212.2	11	212,8
23	ANTONIO ALBACETE POLO TEO MARTIN MOTORSPORT TEO MARTIN MOTORSPORT	1	213.4	1	209.7	2							211,6
32	JAVIER SANCHEZ MACIAS ESCUADERIA LOCAL SPORT RACE TEAM GIBRALFARO	1	213.0	8	213.0	6	212.6	2	212.6	3	211.8	10	212,6
26	ALVARO BAJO ROBLES MONLAU COMPETICION C.E. MONLAU COMPETICION C.E.	1	152.5	1									152,5



CARRERA 2

Secuencia de líderes por Clase

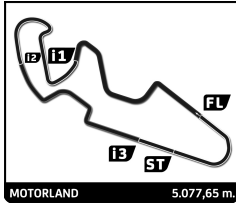
Nº	Piloto	Concursante /	Coche	Vuelta a	Vuelta Final	Vlts.	Total Vlts.
1							
19	FERNANDO NAVARRETE RODRIGUEZ	VSR MOTORSPORT GRUPO HAFESA/HORMITECH RACING	HYUNDAI i30N FASTBACK CET	1	4	4	4
22	BORJA GARCIA MENENDEZ	TEO MARTIN MOTORSPORT TEO MARTIN MOTORSPORT	HONDA CIVIC TYPE R CET	5	15	11	11



CARRERA 2

Secuencia de vueltas rápidas

T. Sesión	Nº Piloto	Concursante / Equip	Coche	Clase	Tiempo	Km/h	Vlt.
4:32.208	19 FERNANDO NAVARRETE RODRIGO	VSR MOTORSPORT GRUPO HAFESA/HORMITECH RACING	HYUNDAI i30N FASTBACK CET	1	2:12.917	137.5	2
6:45.076	19 FERNANDO NAVARRETE RODRIGO	VSR MOTORSPORT GRUPO HAFESA/HORMITECH RACING	HYUNDAI i30N FASTBACK CET	1	2:12.868	137.6	3
6:45.402	22 BORJA GARCIA MENENDEZ	TEO MARTIN MOTORSPORT TEO MARTIN MOTORSPORT	HONDA CIVIC TYPE R CET	1	2:12.664	137.8	3

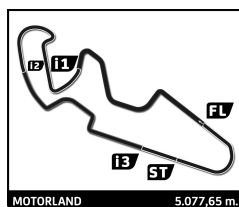


CARRERA 2

Tiempos por vuelta

Piloto Doblado

Nº	Tiempo	Dif.	Nº	Tiempo	Dif.	Nº	Tiempo	Dif.	Nº	Tiempo	Dif.	Nº	Tiempo	Dif.
Vlt. 1			23	2:17.984	5 Vlts.	22	2:14.623							
19	2:19.291	0.000	32	2:15.082	12.957	19	2:15.241	4.067						
22	2:19.572	0.281	8	2:14.916	13.450	8	2:15.210	17.236						
32	2:20.070	0.779	13	2:16.744	14.775	11	2:15.160	26.803						
13	2:20.295	1.004	Vlt. 8			32	2:15.422	48.479						
11	2:20.877	1.586	22	2:13.673		13	2:33.337	52.207						
8	2:21.239	1.948	19	2:14.011	2.459	Vlt. 15								
26	3:09.536	50.245	11	2:13.956	6.391	22	2:15.511							
Vlt. 2			8	2:14.287	14.064	19	2:15.135	3.691						
19	2:12.917		32	2:15.460	14.744	8	2:16.536	18.261						
22	2:13.166	0.530	13	2:15.755	16.857	11	2:14.771	26.063						
13	2:14.414	2.501	Vlt. 9			32	2:16.140	49.108						
11	2:14.206	2.875	22	2:13.861		13	2:15.793	52.489						
32	2:16.021	3.883	19	2:13.973	2.571	Vlt. 10								
8	2:15.222	4.253	11	2:17.281	9.811	22	2:13.929							
Vlt. 3			8	2:14.292	14.495	19	2:14.780	3.422						
19	2:12.868		32	2:15.289	16.172	8	2:15.067	15.633						
22	2:12.664	0.326	13	2:16.689	19.685	13	2:16.832	22.588						
11	2:13.108	3.115	Vlt. 11			32	2:20.379	22.622						
13	2:14.538	4.171	22	2:14.444		11	2:30.551	26.433						
32	2:14.365	5.380	19	2:14.681	3.659	Vlt. 12								
8	2:15.136	6.521	8	2:14.993	16.182	22	2:14.837							
Vlt. 4			13	2:16.720	24.864	19	2:14.488	3.310						
19	2:13.424		11	2:14.654	26.643	8	2:15.042	16.387						
22	2:13.942	0.844	32	2:33.552	41.730	11	2:13.866	25.672						
11	2:13.995	3.686	Vlt. 13			13	2:17.621	27.648						
13	2:15.678	6.425	22	2:14.517		32	2:15.966	42.859						
32	2:14.896	6.852	19	2:14.656	3.449	Vlt. 14								
8	2:14.106	7.203	8	2:14.779	16.649									
Vlt. 5			11	2:15.111	26.266									
22	2:13.694		13	2:20.362	33.493									
19	2:15.223	0.685	32	2:19.338	47.680									
11	2:15.515	4.663	Vlt. 6											
13	2:16.036	7.923	22	2:12.854										
32	2:15.627	7.941	19	2:13.345	1.176	Vlt. 7								
8	2:15.499	8.164	11	2:13.480	5.289	22	2:13.117							
Vlt. 6			23	13:32.776	5 Vlts.	19	2:14.062	2.121						
22	2:12.854		32	2:15.905	10.992	11	2:13.936	6.108						
19	2:13.345	1.176	13	2:16.079	11.148									
11	2:13.480	5.289	8	2:16.341	11.651									
22	2:12.854		Vlt. 7											
19	2:13.345	1.176	22	2:13.117										
11	2:13.480	5.289	19	2:14.062	2.121									
23	13:32.776	5 Vlts.	11	2:13.936	6.108									
32	2:15.905	10.992												
13	2:16.079	11.148												
8	2:16.341	11.651												

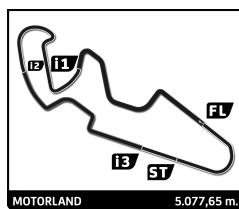


CARRERA 2

Vuelta a vuelta

■ Mejor Personal ■ Mejor de la sesión B Cruzando la línea de meta por el pit lane

Vlt.	Tiempo	Sector 1	Sector 2	Sector 3	Sector 4	V.Max	Vlt.	Tiempo	Sector 1	Sector 2	Sector 3	Sector 4	V.Max	
8	LUIS BARRIOS RUIZ ESP HYUNDAI i30N FASTBACK CET ESCUDERIA LOCAL SPORT / RACE TEAM GIBRALFARO MOTOR							19	FERNANDO NAVARRETE RODRIGO ESP HYUNDAI i30N FASTBACK CET VSR MOTORSPORT / GRUPO HAFESA/HORMITECH RACING TE/					
1	2:21.239	41.469	40.092	36.077	23.601	214.7	1	2:19.291	40.415	39.225	35.864	23.787	208.1	
2	2:15.222	37.853	38.037	35.690	23.642	214.7	2	2:12.917	37.252	37.234	34.780	23.651	210.1	
3	2:15.136	38.610	38.028	34.982	23.516	214.3	3	2:12.868	37.050	37.383	34.721	23.714	210.1	
4	2:14.106	37.538	37.560	35.130	23.878	216.0	4	2:13.424	37.126	37.627	34.945	23.726	210.5	
5	2:15.499	38.012	38.221	35.383	23.883	215.1	5	2:15.223	37.108	37.397	35.679	25.039	203.8	
6	2:16.341	38.977	38.309	35.574	23.481	216.9	6	2:13.345	37.127	37.506	35.044	23.668	212.6	
7	2:14.916	37.651	37.923	35.607	23.735	215.1	7	2:14.062	37.243	37.663	35.225	23.931	210.5	
8	2:14.287	37.610	37.808	35.063	23.806	212.2	8	2:14.011	37.310	37.646	35.250	23.805	212.2	
9	2:14.292	37.500	37.792	35.131	23.869	213.0	9	2:13.973	37.073	37.754	35.366	23.780	211.4	
10	2:15.067	38.205	37.965	35.121	23.776	213.9	10	2:14.780	37.875	37.988	35.158	23.759	211.4	
11	2:14.993	37.804	38.139	35.203	23.847	213.4	11	2:14.681	37.449	38.112	35.323	23.797	212.2	
12	2:15.042	37.759	38.096	35.250	23.937	214.7	12	2:14.488	37.477	37.907	35.289	23.815	211.8	
13	2:14.779	37.590	38.065	35.294	23.830	215.1	13	2:14.656	37.467	37.911	35.447	23.831	212.6	
14	2:15.210	37.678	38.244	35.519	23.769	215.1	14	2:15.241	37.805	37.888	35.691	23.857	213.9	
15	2:16.536	38.256	38.304	35.874	24.102	215.1	15	2:15.135	37.563	38.178	35.397	23.997	212.6	
11	ALVARO LOBERA ROBLES ESP HYUNDAI i30N FASTBACK CET VSR MOTORSPORT / GRUPO HAFESA/HORMITECH RACING TE/							22	BORJA GARCIA MENENDEZ ESP HONDA CIVIC TYPE R CET TEO MARTIN MOTORSPORT / TEO MARTIN MOTORSPORT					
1	2:20.877	42.955	38.427	35.582	23.913	211.4	1	2:19.572	41.298	38.517	36.112	23.645	214.3	
2	2:14.206	37.847	37.892	34.899	23.568	213.4	2	2:13.166	37.297	37.369	34.745	23.755	210.5	
3	2:13.108	37.464	37.317	34.733	23.594	212.6	3	2:12.664	37.037	37.205	34.811	23.611	212.6	
4	2:13.995	37.301	37.826	35.053	23.815	212.6	4	2:13.942	37.178	37.848	35.072	23.844	208.5	
5	2:15.515	37.440	38.614	35.306	24.155	212.2	5	2:13.694	37.056	37.266	35.088	24.284	213.4	
6	2:13.480	37.440	37.364	34.836	23.840	214.3	6	2:12.854	37.093	37.244	34.724	23.793	213.4	
7	2:13.936	37.482	37.524	34.996	23.934	213.0	7	2:13.117	37.170	37.368	34.703	23.876	212.6	
8	2:13.956	37.462	37.542	34.888	24.064	212.2	8	2:13.673	37.238	37.510	35.057	23.868	212.2	
9	2:17.281 B	37.968	37.718	35.121	26.474	211.8	9	2:13.861	37.400	37.521	35.043	23.897	212.2	
10	2:30.551	52.516	37.758	36.477	23.800	213.0	10	2:13.929	37.244	37.605	35.093	23.987	208.1	
11	2:14.654	37.415	38.522	34.976	23.741	213.0	11	2:14.444	37.752	37.667	35.052	23.973	206.1	
12	2:13.866	37.452	37.765	34.892	23.757	213.0	12	2:14.837	37.796	37.808	35.255	23.978	206.1	
13	2:15.111	37.987	37.568	35.506	24.050	211.8	13	2:14.517	37.570	37.604	35.283	24.060	206.1	
14	2:15.160	37.993	37.562	35.307	24.298	213.0	14	2:14.623	37.823	37.625	35.099	24.076	199.3	
15	2:14.771	37.528	37.754	35.221	24.268	206.9	15	2:15.511	38.151	37.724	35.315	24.321	205.3	
13	ISMAEL ARQUERO SAZ ESP HYUNDAI i30N FASTBACK CET AD DESGUACES LA TORRE / ART MOTORSPORT							23	ANTONIO ALBACETE POLO ESP HONDA CIVIC TYPE R CET TEO MARTIN MOTORSPORT / TEO MARTIN MOTORSPORT					
1	2:20.295	42.678	38.182	35.668	23.767	215.6	1	13:32.776	...	38.052	34.847	23.419	213.4	
2	2:14.414	37.709	37.976	35.167	23.562	213.4	2	2:17.984 B	37.892	37.486	34.952	27.654	209.7	
3	2:14.538	38.063	37.798	35.097	23.580	214.3								
4	2:15.678	38.147	38.212	35.519	23.800	212.6								
5	2:16.036	37.875	38.655	35.325	24.181	215.6								
6	2:16.079	38.751	38.600	35.215	23.513	216.0								
7	2:16.744	38.758	37.968	36.158	23.860	213.9								
8	2:15.755	38.025	38.197	35.517	24.016	213.0								
9	2:16.689	38.488	38.783	35.464	23.954	212.6								
10	2:16.832	38.067	38.522	35.931	24.312	212.6								
11	2:16.720	38.319	38.705	35.686	24.010	212.2								
12	2:17.621	38.234	39.449	35.808	24.130	213.4								
13	2:20.362 B	39.284	38.579	35.566	26.933	213.0								
14	2:33.337	55.006	38.410	35.906	24.015	213.9								
15	2:15.793	37.774	38.518	35.636	23.865	213.4								
26	ALVARO BAJO ROBLES ESP HONDA CIVIC TYPE R CET MONLAU COMPETICION C.E. / MONLAU COMPETICION C.E.							32	JAVIER SANCHEZ MACIAS ESP HYUNDAI i30N FASTBACK CET ESCUDERIA LOCAL SPORT / RACE TEAM GIBRALFARO MOTOR					
1	3:09.536 B	1:05.012	47.780	43.846	32.898	152.5	1	2:20.070	41.926	38.538	35.764	23.842	210.5	
2	2:16.021	38.415	38.254	35.664	23.688	212.6	2	2:16.021	38.415	38.254	35.664	23.688	212.6	
3	2:14.365	37.613	37.755	35.284	23.713	212.6	3	2:14.365	37.613	37.755	35.284	23.713	212.6	
4	2:14.896	37.435	38.065	35.496	23.900	210.1	4	2:14.896	37.435	38.065	35.496	23.900	210.1	
5	2:15.627	37.714	38.039	35.312	24.562	210.1	5	2:15.627	37.714	38.039	35.312	24.562	210.1	
6	2:15.905	38.588	38.458	35.093	23.766	213.0	6	2:15.905	38.588	38.458	35.093	23.766	213.0	
7	2:15.082	37.889	37.747	35.365	24.081	206.1	7	2:15.082	37.889	37.747	35.365	24.081	206.1	



CARRERA 2

Vuelta a vuelta

■ Mejor Personal ■ Mejor de la sesión B Cruzando la línea de meta por el pit lane

Vlt.	Tiempo	Sector 1	Sector 2	Sector 3	Sector 4	V.Max	Vlt.	Tiempo	Sector 1	Sector 2	Sector 3	Sector 4	V.Max
8	2:15.460	38.219	38.191	35.183	23.867	213.0							
9	2:15.289	37.693	38.087	35.315	24.194	210.9							
10	2:20.379 B	37.704	38.170	35.381	29.124	211.8							
11	2:33.552	55.440	38.328	35.770	24.014	209.3							
12	2:15.966	37.899	38.089	35.716	24.262	210.1							
13	2:19.338	39.094	38.282	35.479	26.483	160.0							
14	2:15.422	38.093	37.869	35.449	24.011	211.4							
15	2:16.140	37.965	38.366	35.578	24.231	211.8							