

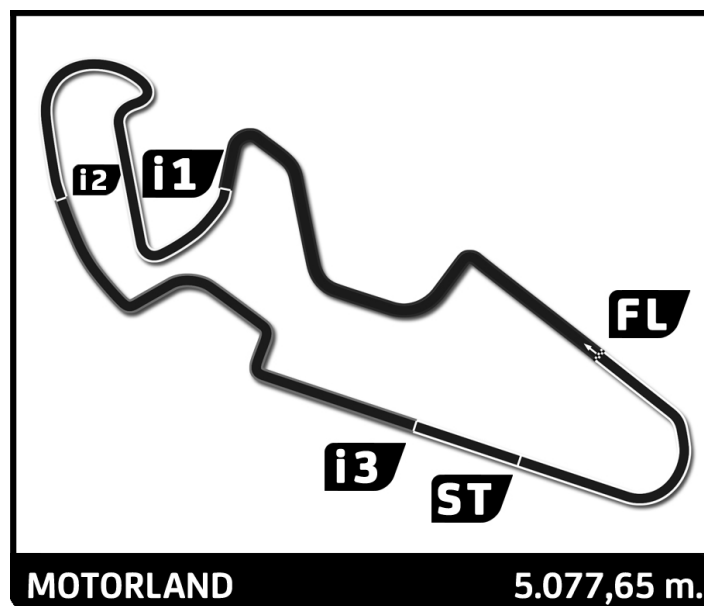
RACING WEEKEND

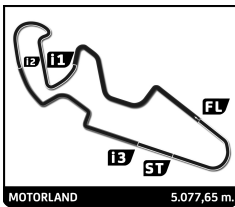
MOTORLAND

CAMPEONATO DE ESPAÑA

RESISTENCIA

Results Booklet





ENTRENAMIENTO LIBRE 1 CER Clase 2-3

Classification

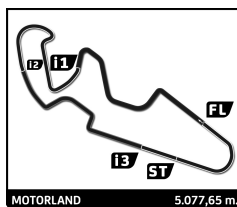
Nr Drivers	Team	Car	Cl.	Time	Lap Total	Gap	Kph	
1	8 I. Velasco Sanchez / A. Castillo Navas (JF)	VSR Motorsport	Peugeot RCZ	D3	2:10.517	7 11	- -	140.0
2	29 A. Colomina Fajardo / J. Diez Villaroel (JF)	SMC Junior Motorsport	Peugeot RCZ	D3	2:11.213	9 11	+0.696 +0.696	139.3
3	26 A. Sainero Infante (Jr.) / A. Bajo Robles (Jr.)	E2P Esc. Española Pilotos	Peugeot RCZ	D3	2:11.586	10 13	+1.069 +0.373	138.9
4	19 A. Ciacci (JF)	Lurauto KK	BMW M235i Racing	D3	2:11.690	11 12	+1.173 +0.104	138.8
5	33 A. Santos Valle / B. Mendez Lopez	Chefo Sport	Renault Clio Cup IV	D4	2:12.861	9 12	+2.344 +1.171	137.6
6	27 M. Ruiz Medina / S. Morera Hernandez	SMC Junior Motorsport	Peugeot RCZ	D3	2:13.849	9 11	+3.332 +0.988	136.6
7	24 J. Rueda (JF)	SMC Junior Motorsport	Renault Clio Cup IV	D4	2:14.366	4 9	+3.849 +0.517	136.0
8	21 G. Alonso Savarino (JF) / M. Alonso Gentile	Chefo Sport	Peugeot RCZ	D3	2:14.383	10 12	+3.866 +0.017	136.0
9	55 J. Cejudo Vicente / M. Cejudo Barbolla (Jr.)	Motor Club Sabadell	Renault Clio Cup IV	D4	2:14.461	7 12	+3.944 +0.078	135.9
10	20 V. Fernandez Gil / F. Fernandez Gil	RC2 Junior Team	Renault Clio Cup IV	D4	2:15.130	6 12	+4.613 +0.669	135.3
11	43 I. Hernandez Gonzalo (Jr.) / G. Cabañas Fernandez-Capalleja (Jr.)	Chefo Sport	Renault Clio Cup IV	D4	2:16.337	11 13	+5.820 +1.207	134.1
12	31 J. Aguado Ortega (Jr.) / A. Aguado Ortega (Jr.)	VSR Motorsport	Renault Clio Cup IV	D4	2:16.507	9 11	+5.990 +0.170	133.9
13	18 J. López Valdivielso (JF) / A. Rodríguez Sastre	CD Plemar Sport	Renault Clio Cup IV	D4	2:17.009	9 10	+6.492 +0.502	133.4
14	86 V. Vallés Piera (JF)	Desguaces La Torre	Ford Fiesta ST Line	O.M.	2:17.098	10 11	+6.581 +0.089	133.3
15	66 J. Carayol Casas	Motor Club Sabadell	Renault Clio Cup IV	D4	2:17.138	11 12	+6.621 +0.040	133.3
16	37 I. De Ana Morales	Israel de Ana Morales	Peugeot 207	D5	2:17.717	6 9	+7.200 +0.579	132.7
17	4 H. Pellefigue (JF) / E. Atkalian (JF)	Henri Pellefigue	Renault Spider	D5	2:18.121	7 10	+7.604 +0.404	132.3
18	38 A. García Delicado / I. Moreno de Cala Correas	SMC Junior Motorsport	Renault Clio Cup IV	D4	2:19.652	6 10	+9.135 +1.531	130.9
19	46 H. Hernandez Benito / B. Hormigos Nicolas	Ultima Vuelta	Mini Challenge	D5	2:20.313	4 9	+9.796 +0.661	130.3
20	12 J. Campos Toimil	Peña Autocross Arteixo	Renault Clio Cup III	D5	2:21.102	9 10	+10.585 +0.789	129.5
21	89 R. Sabater Saura	Desguaces La Torre	Ford Fiesta ST Line	O.M.	2:21.571	11 12	+11.054 +0.469	129.1
22	81 M. Grande Garcia (Jr.)	Extremadura Rally Team	Ford Fiesta ST Line	O.M.	2:22.573	9 11	+12.056 +1.002	128.2
23	11 L. Puigtmal	Laurent Puitgmal	Peugeot RCZ	D3	2:22.693	2 3	+12.176 +0.120	128.1
24	87 A. Lafuente Lopez	Desguaces La Torre	Ford Fiesta ST Line	O.M.	2:22.833	9 10	+12.316 +0.140	128.0
25	90 R. Alonso Lopez / I. Lujambio Minteguiaga	Lurauto KK	Mini Cooper	O.M.	2:25.031	7 12	+14.514 +2.198	126.0
26	88 M. Abad Alemany (Jr.)	Moto Club Igualada	Ford Fiesta ST Line	O.M.	2:25.063	9 10	+14.546 +0.032	126.0
27	85 J. Chicoy Madrona	Desguaces La Torre	Ford Fiesta ST Line	O.M.	2:26.007	6 10	+15.490 +0.944	125.2
28	84 E. Bordas Cotes (Jr.)	Motor Club S.R. Pitiús	Ford Fiesta ST Line	O.M.	2:27.168	11 12	+16.651 +1.161	124.2
29	92 J. Espinosa Arrizabalaga (JF) / L. García Gonzalez	Lurauto KK	Mini Cooper	O.M.	2:28.428	6 10	+17.911 +1.260	123.1
30	94 R. Marchesi / D. Carluccio	Lurauto KK	Mini Cooper	O.M.	2:28.452	7 11	+17.935 +0.024	123.1
31	97 I. Villar Erasquin / I. Yabar Gorrotxategui	Lurauto KK	Mini Cooper	O.M.	2:28.566	9 12	+18.049 +0.114	123.0
32	25 F. Perez Sierra	Ultima Vuelta	Peugeot 207 PROTO	D4	2:29.908	4 7	+19.391 +1.342	121.9
33	39 I. Beguiristain Ugarte / P. Herraiz	Club Jarama Sport	Suzuki Swift Cup	O.M.	2:30.113	9 10	+19.596 +0.205	121.8
34	83 M. Lombardini Romano	Desguaces La Torre	Ford Fiesta ST Line	O.M.	2:30.520	10 12	+20.003 +0.407	121.4
35	93 M. Huarte (JF) / A. Agurretxe Carrera	Lurauto KK	Mini Cooper	O.M.	2:31.242	7 10	+20.725 +0.722	120.8
36	82 M. Torres Guas / S. Torres Porras (Jr.)	Motor Club S.R. Pitiús	Ford Fiesta ST Line	O.M.	2:43.939	2 3	+33.422 +12.697	111.5
37	14 H. Van Zoest (JF)	Skualo Competición	Renault Clio Cup IV	D4		4		
38	44 S. Pineda Sanchez	Chefo Sport	Hyundai Getz Cup	O.M.				
39	95 S. Arribas Palacios	Lurauto KK	Mini Cooper	O.M.		2		

Fastest Lap: Lap 7 | Ivan Velasco Sanchez | **2:10.517** | 140.0 Kph

Published at:

Track Status: **DRY**


Race Director:	Timekeeper:
-----------------------	--------------------



ENTRENAMIENTO LIBRE 1 CER Clase 2-3

Best Sector Times

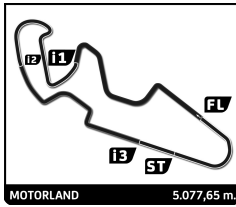
Sector 1		Sector 2		Sector 3		Sector 4		Ideal Lap	Best Lap
Nr	Driver	Time	Nr	Driver	Time	Nr	Driver	Nr	Lap
1	8 I.Velasco Sanchez	36.112	27 M.Ruiz Medina	36.229	27 M.Ruiz Medina	34.015	19 A.Ciacchi (JF)	23.034	1 8 2:10.220 2:10.517 (1)
2	19 A.Ciacchi (JF)	36.356	8 I.Velasco Sanchez	36.621	29 A.Colomina Fajardo	34.220	26 A.Sainero Infante (Jr.)	23.143	2 19 2:10.517 2:11.690 (4)
3	26 A.Sainero Infante (Jr.)	36.677	19 A.Ciacchi (JF)	36.865	19 A.Ciacchi (JF)	34.262	29 A.Colomina Fajardo	23.200	3 27 2:10.651 2:13.849 (6)
4	29 A.Colomina Fajardo	36.713	26 A.Sainero Infante (Jr.)	36.926	8 I.Velasco Sanchez	34.281	8 I.Velasco Sanchez	23.206	4 29 2:11.213 2:11.213 (2)
5	27 M.Ruiz Medina	36.912	29 A.Colomina Fajardo	37.080	33 A.Santos Valle	34.492	21 G.Alonso Saverino (JF)	23.372	5 26 2:11.324 2:11.586 (3)
6	21 G.Alonso Saverino (JF)	37.095	33 A.Santos Valle	37.156	26 A.Sainero Infante (Jr.)	34.578	27 M.Ruiz Medina	23.495	6 33 2:12.843 2:12.861 (5)
7	33 A.Santos Valle	37.156	24 J.Rueda (JF)	37.215	55 J.Cejudo Vicente	34.625	24 J.Rueda (JF)	23.833	7 21 2:12.898 2:14.383 (8)
8	55 J.Cejudo Vicente	37.380	55 J.Cejudo Vicente	37.330	24 J.Rueda (JF)	34.731	55 J.Cejudo Vicente	23.970	8 55 2:13.305 2:14.461 (9)
9	24 J.Rueda (JF)	37.933	20 V.Fernandez Gil	37.474	21 G.Alonso Saverino (JF)	34.869	33 A.Santos Valle	24.039	9 24 2:13.712 2:14.366 (7)
10	20 V.Fernandez Gil	38.073	21 G.Alonso Saverino (JF)	37.562	31 J.Aguado Ortega (Jr.)	35.156	66 J.Carayol Casas	24.056	10 20 2:15.077 2:15.130 (10)
11	37 I.De Ana Morales	38.245	43 I.Hernandez Gonzalo (Jr.)	37.871	43 I.Hernandez Gonzalo (Jr.)	35.206	43 I.Hernandez Gonzalo (Jr.)	24.161	11 43 2:15.682 2:16.337 (11)
12	66 J.Carayol Casas	38.361	66 J.Carayol Casas	38.003	20 V.Fernandez Gil	35.232	31 J.Aguado Ortega (Jr.)	24.197	12 66 2:16.356 2:17.138 (15)
13	43 I.Hernandez Gonzalo (Jr.)	38.444	18 J.Lopez Valdivieso (JF)	38.125	86 V.Vallés Plera (JF)	35.513	18 J.Lopez Valdivieso (JF)	24.257	13 31 2:16.499 2:16.507 (12)
14	86 V.Vallés Plera (JF)	38.463	4 H.Pellefigue (JF)	38.190	18 J.Lopez Valdivieso (JF)	35.568	20 V.Fernandez Gil	24.298	14 86 2:16.646 2:17.098 (14)
15	4 H.Pellefigue (JF)	38.598	38 A.Garcia Delicado	38.254	4 H.Pellefigue (JF)	35.820	86 V.Vallés Plera (JF)	24.405	15 18 2:16.702 2:17.009 (13)
16	31 J.Aguado Ortega (Jr.)	38.676	86 V.Vallés Plera (JF)	38.265	66 J.Carayol Casas	35.936	38 A.Garcia Delicado	24.502	16 4 2:17.172 2:18.121 (17)
17	18 J.Lopez Valdivieso (JF)	38.752	37 I.De Ana Morales	38.443	38 A.Garcia Delicado	35.998	4 H.Pellefigue (JF)	24.564	17 37 2:17.301 2:17.717 (16)
18	46 H.Hernandez Benito	38.889	31 J.Aguado Ortega (Jr.)	38.470	37 I.De Ana Morales	36.021	37 I.De Ana Morales	24.592	18 38 2:18.488 2:19.652 (18)
19	38 A.Garcia Delicado	39.734	46 H.Hernandez Benito	38.679	46 H.Hernandez Benito	36.213	46 H.Hernandez Benito	24.868	19 46 2:18.649 2:20.313 (19)
20	89 R.Sabater Saura	39.769	11 L.Puigtmal	39.087	11 L.Puigtmal	36.437	12 J.Campos Toimil	25.206	20 12 2:21.102 2:21.102 (20)
21	12 J.Campos Toimil	39.912	12 J.Campos Toimil	39.141	89 R.Sabater Saura	36.574	11 L.Puigtmal	25.345	21 11 2:21.135 2:22.693 (23)
22	81 M.Grande Garcia (Jr.)	40.042	89 R.Sabater Saura	39.516	12 J.Campos Toimil	36.843	87 A.Lafuente Lopez	25.393	22 89 2:21.463 2:21.571 (21)
23	87 A.Lafuente Lopez	40.080	81 M.Grande Garcia (Jr.)	39.784	81 M.Grande Garcia (Jr.)	37.045	90 R.Alonso Lopez	25.529	23 81 2:22.424 2:22.573 (22)
24	11 L.Puigtmal	40.266	87 A.Lafuente Lopez	39.998	25 F.Perez Sierra	37.253	81 M.Grande Garcia (Jr.)	25.553	24 87 2:22.734 2:22.833 (24)
25	90 R.Alonso Lopez	40.351	14 H.Van Zoest (JF)	40.148	87 A.Lafuente Lopez	37.263	89 R.Sabater Saura	25.604	25 90 2:23.811 2:25.031 (25)
26	14 H.Van Zoest (JF)	40.469	85 J.Chicoy Madrona	40.251	90 R.Alonso Lopez	37.480	88 M.Abad Alemany (Jr.)	25.901	26 85 2:24.726 2:26.007 (27)
27	88 M.Abad Alemany (Jr.)	40.570	88 M.Abad Alemany (Jr.)	40.272	85 J.Chicoy Madrona	37.612	85 J.Chicoy Madrona	26.037	27 88 2:24.767 2:25.063 (26)
28	85 J.Chicoy Madrona	40.826	90 R.Alonso Lopez	40.451	84 E.Bordas Cotes (Jr.)	37.771	14 H.Van Zoest (JF)	26.134	28 14 2:24.927
29	84 E.Bordas Cotes (Jr.)	41.434	84 E.Bordas Cotes (Jr.)	40.836	94 R.Marchesi	37.776	92 J.Espinosa Arribabalaga (JF)	26.212	29 84 2:26.435 2:27.168 (28)
30	83 M.Lombardini Romano	41.568	25 F.Perez Sierra	40.847	39 I.Beguiristain Ugarte	37.998	97 I.Villar Erasquin	26.345	30 25 2:26.698 2:29.908 (32)
31	94 R.Marchesi	41.708	94 R.Marchesi	40.895	88 M.Abad Alemany (Jr.)	38.024	84 E.Bordas Cotes (Jr.)	26.394	31 94 2:27.009 2:28.452 (30)
32	25 F.Perez Sierra	42.162	97 I.Villar Erasquin	40.976	92 J.Espinosa Arribabalaga (JF)	38.122	25 F.Perez Sierra	26.436	32 97 2:27.986 2:28.566 (31)
33	92 J.Espinosa Arribabalaga (JF)	42.167	39 I.Beguiristain Ugarte	40.986	14 H.Van Zoest (JF)	38.176	39 I.Beguiristain Ugarte	26.612	33 39 2:28.198 2:30.113 (33)
34	97 I.Villar Erasquin	42.240	83 M.Lombardini Romano	41.243	97 I.Villar Erasquin	38.425	94 R.Marchesi	26.630	34 92 2:28.428 2:28.428 (29)
35	93 M.Huarte (JF)	42.545	93 M.Huarte (JF)	41.382	83 M.Lombardini Romano	38.924	82 M.Torres Guas	27.047	35 83 2:29.175 2:30.520 (34)
36	39 I.Beguiristain Ugarte	42.602	92 J.Espinosa Arribabalaga (JF)	41.927	93 M.Huarte (JF)	39.073	93 M.Huarte (JF)	27.055	36 93 2:30.055 2:31.242 (35)
37	82 M.Torres Guas	54.401	82 M.Torres Guas	43.165	82 M.Torres Guas	39.326	83 M.Lombardini Romano	27.440	37 82 2:43.939 2:43.939 (36)



ENTRENAMIENTO LIBRE 1 CER Clase 2-3

Best Top Speed

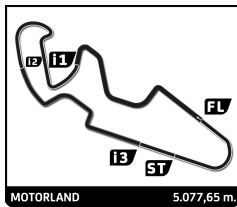
Team	Car	Class	Top Speed	Top 1 Kph Lap	Top 2 Kph Lap	Top 3 Kph Lap	Top 4 Kph Lap	Top 5 Kph Lap	Avg
19 Lurauto KK	BMW M235i Racing	D3	A. Ciacci (JF)	221.3 10	219.5 6	219.5 9	219.1 1	219.1 8	219,7
8 VSR Motorsport	Peugeot RCZ	D3	I. Velasco	213.9 5	213.9 10	213.9 7	213.4 9	213.0 6	213,6
29 SMC Junior Motorsport	Peugeot RCZ	D3	A. Colomina Fajardo	213.4 6	213.4 9	213.0 8	212.6 7	212.2 5	212,9
21 Chefo Sport	Peugeot RCZ	D3	G. Alonso Savarino (JF)	212.2 9	211.8 11	211.4 10	211.4 4	210.9 6	211,5
26 E2P Esc. Española Pilotos	Peugeot RCZ	D3	A. Sainero Infante (Jr.)	212.2 12	211.8 10	211.8 8	210.5 9	210.1 6	211,3
11 Laurent Puitgmal	Peugeot RCZ	D3	L. Puigtmal	211.4 2	190.1 1	134.7 3			178,7
27 SMC Junior Motorsport	Peugeot RCZ	D3	M. Ruiz Medina	209.3 1	209.3 3	209.3 4	208.5 5	208.5 7	209,0
55 Motor Club Sabadell	Renault Clio Cup IV	D4	J. Cejudo	206.9 10	206.1 4	205.7 9	204.5 6	204.5 8	205,5
43 Chefo Sport	Renault Clio Cup IV	D4	I. Hernandez Gonzalo (Jr.)	206.5 10	204.2 9	204.2 8	203.8 11	203.8 5	204,5
38 SMC Junior Motorsport	Renault Clio Cup IV	D4	A. Garcia Delgado	205.7 5	203.4 6	203.0 7	202.6 4	201.9 3	203,3
66 Motor Club Sabadell	Renault Clio Cup IV	D4	J. Carayol	205.3 7	203.8 8	203.0 9	202.6 11	202.2 6	203,4
31 VSR Motorsport	Renault Clio Cup IV	D4	J. Aguado Ortega (Jr.)	204.9 10	204.2 9	202.2 8	201.5 2	201.1 4	202,8
37 Israel de Ana Morales	Peugeot 207	D5	I. De Ana Morales	204.9 2	204.9 7	203.8 3	202.6 4	202.6 6	203,8
33 Chefo Sport	Renault Clio Cup IV	D4	A. Santos Valle	204.5 3	203.4 6	203.0 5	202.6 9	202.6 10	203,2
86 Desguaces La Torre	Ford Fiesta ST Line	O.M.	V. Valles Piera (JF)	204.5 6	203.0 10	203.0 5	202.2 7	202.2 8	203,0
4 Henri Pellefigue	Renault Spider	D5	H. Pellefigue (JF)	203.8 7	200.7 6	200.4 4	198.9 8	197.1 9	200,2
18 CD Plemar Sport	Renault Clio Cup IV	D4	J. López Valdivielso (JF)	203.4 9	203.0 6	202.2 8	202.2 5	202.2 7	202,6
24 SMC Junior Motorsport	Renault Clio Cup IV	D4	J. Rueda (JF)	203.4 4	202.2 3	202.2 6	202.2 8	201.9 2	202,4
46 Ultima Vuelta	Mini Challenge	D5	H. Hernandez Benito	202.6 6	201.9 4	201.1 9	198.2 7	197.8 5	200,3
20 RC2 Junior Team	Renault Clio Cup IV	D4	V. Fernandez	202.2 8	201.5 11	201.5 6	200.7 5	200.7 9	201,3
25 Ultima Vuelta	Peugeot 207 PROTO	D4	F. Perez Sierra	202.2 4	201.9 2	201.9 6	188.2 3	165.9 7	192,0
14 Skualo Competición	Renault Clio Cup IV	D4	H. Van Zoest (JF)	192.9 3	191.5 4	185.6 2	96.4 1		166,6
90 Lurauto KK	Mini Cooper	O.M.	R. Alonso	192.5 7	192.5 9	190.5 3	190.5 5	190.5 8	191,3
12 Peña Autocross Arteixo	Renault Clio Cup III	D5	J. Campos Toimil	191.5 4	190.8 6	190.1 8	189.8 5	189.5 9	190,3
87 Desguaces La Torre	Ford Fiesta ST Line	O.M.	A. Lafuente	183.7 8	183.4 10	182.7 4	182.4 5	182.1 2	182,9
89 Desguaces La Torre	Ford Fiesta ST Line	O.M.	R. Sabater	183.4 5	182.4 6	181.2 2	181.2 4	181.2 11	181,9
94 Lurauto KK	Mini Cooper	O.M.	R. Marchesi	183.4 6	183.1 10	183.1 5	181.8 7	180.0 9	182,3
97 Lurauto KK	Mini Cooper	O.M.	I. Villar Erausquin	182.7 10	181.2 4	180.9 11	180.6 12	180.6 6	181,2
93 Lurauto KK	Mini Cooper	O.M.	M. Huarte (JF)	182.7 4	181.2 6	181.2 7	180.9 5	180.3 2	181,3
85 Desguaces La Torre	Ford Fiesta ST Line	O.M.	J. Chicoy Madroño	182.4 4	180.9 5	180.0 2	176.5 6	176.5 9	179,3
81 Extremadura Rally Team	Ford Fiesta ST Line	O.M.	M. Grande Garcia (Jr.)	182.1 10	180.9 5	180.6 11	180.3 6	179.7 8	180,7
39 Club Jarama Sport	Suzuki Swift Cup	O.M.	I. Beguiristain Ugarte	181.8 5	181.2 6	180.6 3	180.6 9	179.7 2	180,8
83 Desguaces La Torre	Ford Fiesta ST Line	O.M.	M. Lombardini Romano	181.8 5	181.2 6	180.6 11	180.6 9	180.3 7	180,9
92 Lurauto KK	Mini Cooper	O.M.	J. Espinosa Arizabalaga (JF)	181.8 3	179.7 6	179.4 4	179.1 9	178.8 2	179,8
88 Moto Club Igualada	Ford Fiesta ST Line	O.M.	M. Abad Alemany (Jr.)	179.4 8	179.1 9	179.1 7	178.8 5	177.0 3	178,7
84 Motor Club S.R. Pitius	Ford Fiesta ST Line	O.M.	E. Bordas Cotes (Jr.)	179.1 9	178.5 7	177.6 10	177.3 11	176.5 6	177,8
82 Motor Club S.R. Pitius	Ford Fiesta ST Line	O.M.	M. Torres Guas	177.0 2	126.9 3	120.7 1			141,5
95 Lurauto KK	Mini Cooper	O.M.	S. Arribas Delacina	131.5 1					131,5
44 Chefo Sport	Hyundai Getz Cup	O.M.							



ENTRENAMIENTO LIBRE 1 CER Clase 2-3

Fastest Lap Sequence

Elapsed	Nr Team	Car	Class	Driver	Time	Kph	Lap
4:56.057	19 Lurauto KK	BMW M235i Racing	D3	Angelo Ciacci (JF)	2:25.082	126.0	2
5:42.148	11 Laurent Puitgmal	Peugeot RCZ	D3	Laurent Puitgmal	2:22.693	128.1	2
7:18.679	19 Lurauto KK	BMW M235i Racing	D3	Angelo Ciacci (JF)	2:22.622	128.2	3
18:12.610	8 VSR Motorsport	Peugeot RCZ	D3	Ivan Velasco Sanchez	2:14.357	136.0	4
18:21.814	27 SMC Junior Motorsport	Peugeot RCZ	D3	Moisés Ruiz Medina	2:14.085	136.3	4
20:23.862	8 VSR Motorsport	Peugeot RCZ	D3	Ivan Velasco Sanchez	2:11.252	139.3	5
22:34.437	8 VSR Motorsport	Peugeot RCZ	D3	Ivan Velasco Sanchez	2:10.575	140.0	6
24:44.954	8 VSR Motorsport	Peugeot RCZ	D3	Ivan Velasco Sanchez	2:10.517	140.0	7



ENTRENAMIENTO LIBRE 1 CER Clase 2-3

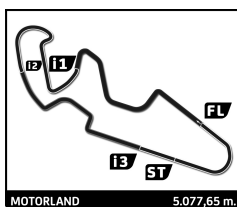
Sector Analysis

Personal Best

Session Best

B Crossing the finish line in the pit lane

Lap	D	Time	Sector 1	Sector 2	Sector 3	Sector 4	Elapsed	Lap	D	Time	Sector 1	Sector 2	Sector 3	Sector 4	Elapsed	
4	Henri Pelfiegue Renault Spider							D5	1	1	7:12.677	5:12.337	43.797	45.021	31.522	7:12.677
	2	1	2:56.483 B	45.436	45.281	45.049	40.717		10:09.160							
	3	1	6:27.175	4:42.517	40.247	38.613	25.798		16:36.335							
	4	1	2:22.719	42.188	39.181	36.768	24.582		18:59.054							
	5	1	2:19.280	39.173	38.436	35.902	25.769		21:18.334							
	6	1	2:20.960	40.144	38.190	38.062	24.564		23:39.294							
	7	1	2:18.121	38.598	38.437	36.024	25.062		25:57.415							
	8	1	2:28.106 B	40.108	38.631	35.820	33.547		28:25.521							
	9	1	5:56.913	4:15.030	40.342	36.662	24.879		34:22.434							
	10	1	2:42.162 B	39.924	43.521	42.353	36.364		37:04.596							
	8	VSR Motorsport Peugeot RCZ							D3	1	1	5:47.555	3:57.089	44.635	39.995	25.836
2		1	2:40.754 B	42.117	40.064	39.813	38.760	8:28.309								
3		1	7:29.944	5:51.171	38.875	36.080	23.818	15:58.253								
4		1	2:14.357	37.602	37.817	35.412	23.526	18:12.610								
5		1	2:11.252	36.556	36.860	34.541	23.295	20:23.862								
6		1	2:10.575	36.301	36.739	34.281	23.254	22:34.437								
7		1	2:10.517	36.112	36.621	34.578	23.206	24:44.954								
8		1	2:26.617	39.060	40.246	40.204	27.107	27:11.571								
9		1	2:17.783 B	36.708	37.564	35.056	28.455	29:29.354								
10		1	4:00.577	2:21.861	39.636	35.647	23.433	33:29.931								
11		1	2:34.686 B	38.093	42.998	39.097	34.498	36:04.617								
11	Laurent Puigmal Peugeot RCZ							D3	1	1	3:19.455	1:23.372	46.141	41.708	28.234	3:19.455
	2	1	2:22.693	41.049	39.862	36.437	25.345		5:42.148							
	3	1	2:37.919 B	40.266	39.087	35.425	43.141		8:20.067							
12	Peña Autocross Arteixo Renault Clio Cup III							D5	1	1	3:27.086	1:15.057	51.049	47.096	33.884	3:27.086
	2	1	3:00.592 B	54.430	45.211	42.654	38.297		6:27.678							
	3	1	10:46.005	8:56.026	43.937	38.990	27.052		17:13.683							
	4	1	2:28.187	41.891	41.101	39.032	26.163		19:41.870							
	5	1	2:28.462	42.029	42.041	37.948	26.444		22:10.332							
	6	1	2:23.703	40.809	39.816	37.116	25.962		24:34.035							
	7	1	2:36.725 B	42.085	40.921	38.441	35.278		27:10.760							
	8	1	4:33.573	2:51.907	39.418	36.867	25.381		31:44.333							
	9	1	2:21.102	39.912	39.141	36.843	25.206		34:05.435							
	10	1	2:51.254 B	40.065	44.726	44.048	42.415		36:56.689							
14	Skualo Competición Renault Clio Cup IV							D4	1	1	8:14.337 B	5:41.843	51.270	52.380	48.844	8:14.337
	2	1	8:43.463	6:53.308	42.060	41.961	26.134		16:57.800							
	3	1	2:29.167 B	40.469	40.148	38.176	30.374		19:26.967							
	4	1	6:50.437 B	4:58.001	42.261	40.995	29.180		26:17.404							
18	CD Plemar Sport Renault Clio Cup IV							D4	1	1	2:51.254 B	40.065	44.726	44.048	42.415	36:56.689
	2	1	8:43.463	6:53.308	42.060	41.961	26.134		16:57.800							
19	Lurauto KK BMW M235i Racing							D3	1	1	2:30.975	43.914	41.712	39.747	25.602	2:30.975
	2	1	2:25.082	41.400	39.793	38.360	25.529		4:56.057							
	3	1	2:22.622	40.533	39.914	37.103	25.072		7:18.679							
	4	1	2:53.046 B	41.850	44.027	44.650	42.519		10:11.725							
	5	1	7:35.918 B	5:48.700	39.404	38.240	29.574		17:47.643							
	6	1	3:39.599	1:58.802	41.959	35.741	23.097		21:27.242							
	7	1	2:13.368	36.356	37.069	36.174	23.769		23:40.610							
	8	1	2:13.791	37.549	37.526	35.642	23.074		25:54.401							
	9	1	2:19.763 B	36.545	37.195	34.676	31.347		28:14.164							
	10	1	3:39.495	2:05.103	37.096	34.262	23.034		31:53.659							
	11	1	2:11.690	36.995	36.865	34.318	23.512		34:05.349							
	12	1	2:40.045 B	37.156	39.683	43.062	40.144		36:45.394							
20	RC2 Junior Team Renault Clio Cup IV							D4	1	1	2:52.442	57.200	44.496	40.263	30.483	2:52.442
	2	1	2:37.456	47.010	40.979	40.367	29.100		5:29.898							
	3	1	2:48.233 B	44.704	41.956	39.069	42.504		8:18.131							
	4	1	7:48.484	6:05.816	41.230	36.691	24.747		16:06.615							
	5	1	2:17.450	39.765	38.154	35.232	24.299		18:24.065							
	6	1	2:15.130	38.073	37.523	35.236	24.298		20:39.195							
	7	1	2:20.306	38.260	37.499	36.149	28.398		22:59.501							
	8	1	2:20.176 B	39.056	37.474	35.318	28.328		25:19.677							
	9	1	3:48.296	2:05.074	40.278	38.087	24.857		29:07.973							
	10	1	2:18.472	39.883	38.133	35.999	24.457		31:26.445							
	11	1	2:17.971	38.830	37.941	35.930	25.270		33:44.416							
	12	1	2:32.554 B	38.618	37.919	38.960	37.057		36:16.970							
21	Chefo Sport Peugeot RCZ							D3	1	1	3:21.699	1:25.243	46.568	41.829	28.059	3:21.699
	2	1	2:34.119	45.426	42.661	40.652	25.380		5:55.818							
	3	1	2:35.368 B	42.218	40.382	38.664	34.104		8:31.186							
	4	1	7:42.093	5:57.214	41.682	38.531	24.666		16:13.279							
	5	1	2:22.320	41.619	40.261	36.415	24.025		18:35.599							
	6	1	2:16.384	38.617	38.149	35.648	23.970		20:51.983							
	7	1	2:15.416	38.944	37.972	34.968	23.532		23:07.399							
	8	1	2:36.615 B	43.715	41.521	40.226	31.153		25:44.014							
	9	1	4:47.990	3:05.269	40.834	38.266	23.621		30:32.004							
	10	1	2:14.383	38.452	37.690	34.869	23.372		32:46.387							
	11	1	2:12.827	37.095	37.562	34.971	23.199		34:59.214							
	12	1	2:45.825 B	41.293	44.518	42.769	37.245		37:45.039							

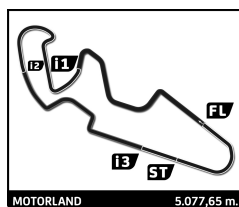


ENTRENAMIENTO LIBRE 1 CER Clase 2-3

Sector Analysis

■ Personal Best
 ■ Session Best
 ■ Crossing the finish line in the pit lane

Lap	D	Time	Sector 1	Sector 2	Sector 3	Sector 4	Elapsed	Lap	D	Time	Sector 1	Sector 2	Sector 3	Sector 4	Elapsed
5	1	2:22.018	40.630	38.977	37.307	25.104	21:16.384	8	1	2:16.943 B	37.380	37.454	34.625	27.484	25:00.926
6	1	2:19.652	40.839	38.254	36.057	24.502	23:36.036	9	1	3:56.860	2:17.385	39.399	35.559	24.517	28:57.786
7	1	2:24.925 B	39.734	38.487	35.998	30.706	26:00.961	10	1	2:17.327	39.290	38.063	35.012	24.962	31:15.113
8	1	5:14.128	3:21.732	44.429	40.874	27.093	31:15.089	11	1	2:18.825	38.692	38.474	37.458	24.201	33:33.938
9	1	2:29.111	43.630	40.927	38.999	25.555	33:44.200	12	1	2:28.451 B	38.615	38.429	36.946	34.461	36:02.389
10	1	2:41.315 B	42.237	39.979	38.739	40.360	36:25.515								
39 Club Jarama Sport Suzuki Swift Cup O.M.															
1. Iñaki Beguiristain Ugarte															
2. Pedro José Herreiz															
1	1	3:42.982	1:38.205	54.735	40.698	29.344	3:42.982	1	1	4:24.592	2:21.255	46.673	45.064	31.600	4:24.592
2	1	2:37.868	45.286	43.523	39.678	29.381	6:20.850	2	1	2:35.123	44.291	42.971	42.515	25.346	6:59.715
3	1	2:51.377 B	44.569	43.137	39.771	43.900	9:12.227	3	1	2:50.713 B	42.816	45.694	42.964	39.239	9:50.428
4	1	7:55.516	6:06.019	42.724	38.774	27.999	17:07.743	4	1	6:22.439	4:35.340	43.965	38.292	24.842	16:12.867
5	1	2:32.538	42.602	44.980	38.180	26.776	19:40.281	5	1	2:26.948	41.538	40.363	40.255	24.792	18:39.815
6	1	2:34.694 B	42.981	40.986	37.998	32.729	22:14.975	6	1	2:20.520	39.213	38.809	38.078	24.420	21:00.335
7	1	6:18.195	4:26.671	43.136	39.646	28.742	28:33.170	7	1	2:24.233	42.101	40.762	36.601	24.769	23:24.568
8	1	2:33.968	44.552	42.440	38.745	28.231	31:07.138	8	1	2:18.856	39.461	38.444	36.287	24.664	25:43.424
9	1	2:30.113	43.061	41.909	38.531	26.612	33:37.251	9	1	2:17.734	38.361	38.020	37.173	24.180	28:01.158
10	1	2:46.539 B	42.797	41.446	42.471	39.825	36:23.790	10	1	2:19.007	38.478	39.038	37.337	24.154	30:20.165
								11	1	2:17.138	38.669	38.477	35.936	24.056	32:37.303
								12	1	3:38.405 B	40.157	38.003	1:41.835	38.410	36:15.708
43 Chefo Sport Renault Clio Cup IV D4															
1. Ivan Hernandez Gonzalo (.)															
2. Gonzalo Cabañas Fernand															
1	1	3:30.781	1:30.087	46.204	43.255	31.235	3:30.781	1	1	3:47.260 B	1:36.472	44.235	46.853	39.700	3:47.260
2	1	2:34.451	45.660	42.176	39.882	26.733	6:05.232	2	1	4:23.596 B	2:16.338	43.848	40.790	42.620	8:10.856
3	1	2:28.391	41.595	39.854	39.307	27.635	8:33.623	3	1	8:48.936	6:59.203	42.620	40.437	26.676	16:59.792
4	1	2:54.997 B	50.963	43.461	41.908	38.665	11:28.620	4	1	2:29.347	43.513	41.028	38.862	25.944	19:29.139
5	1	4:49.328	3:07.093	39.672	37.325	25.238	16:17.948	5	1	2:27.818	41.830	40.943	39.074	25.971	21:56.957
6	1	2:23.216	40.703	39.569	37.574	25.370	18:41.164	6	1	2:24.811	41.346	40.302	37.500	25.663	24:21.768
7	1	2:22.341	40.820	38.585	38.121	24.815	21:03.505	7	1	2:23.282	40.241	39.960	37.269	25.812	26:45.050
8	1	2:19.741	39.398	39.209	36.973	24.161	23:23.246	8	1	2:26.101	40.245	40.814	39.200	25.842	29:11.151
9	1	2:23.369 B	38.987	38.491	35.858	30.033	25:46.615	9	1	2:22.573	40.056	39.784	37.045	25.688	31:33.724
10	1	4:37.005	2:58.111	38.619	35.927	24.348	30:23.620	10	1	2:23.331	40.042	40.020	37.716	25.553	33:57.055
11	1	2:16.337	38.444	37.871	35.206	24.816	32:39.957	11	1	2:40.672 B	41.017	40.216	37.543	41.896	36:37.727
12	1	2:17.989	39.164	37.961	36.390	24.474	34:57.946								
13	1	2:26.063 B	37.736	38.290	35.432	34.605	37:24.009								
46 Ultima Vuelta Mini Challenge D5															
1. Hector Hernandez Benito															
2. Borja Hormigos Nicolas															
1	1	9:05.110 B	6:32.869	52.267	49.936	50.038	9:05.110	1	1	4:31.994	1:53.264	1:00.633	59.718	38.379	4:31.994
2	1	8:04.321	6:16.064	42.748	38.948	26.561	17:09.431	2	1	2:43.939	54.401	43.165	39.326	27.047	7:15.933
3	1	2:25.438	41.609	40.975	37.791	25.063	19:34.869	3	1	2:51.003 B	43.041	44.411	43.276	40.275	10:06.936
4	1	2:20.313	39.838	38.679	36.928	24.868	21:55.182								
5	1	2:25.126 B	38.889	38.746	36.656	30.835	24:20.308								
6	1	4:27.729	2:42.864	42.002	36.992	25.871	28:48.037								
7	1	2:21.507	40.031	39.408	36.524	25.544	31:09.544								
8	1	2:22.119	41.137	39.536	36.213	25.233	33:31.663								
9	1	2:29.469 B	39.032	38.781	35.954	35.702	36:01.132								
55 Motor Club Sabadell Renault Clio Cup IV D4															
1. Jose Luis Cejudo Vicente															
2. Marc Cejudo Barbolla (Jr.)															
1	1	3:44.381	1:54.685	44.811	38.841	26.044	3:44.381	1	1	4:30.591	1:56.044	57.432	58.359	38.756	4:30.591
2	1	2:24.168	41.694	40.605	36.647	25.222	6:08.549	2	1	2:50.245	52.592	46.385	41.591	29.677	7:20.836
3	1	2:40.146 B	39.310	39.157	45.939	35.740	8:48.695	3	1	2:54.324 B	46.456	43.029	40.261	44.578	10:15.160
4	1	7:10.769	5:31.407	38.746	36.098	24.518	15:59.464	4	1	6:35.974	4:25.589	42.367	59.333	28.685	16:51.134
5	1	2:15.405	38.277	38.068	34.982	24.078	18:14.869	5	1	2:35.154	45.054	42.241	39.935	27.924	19:26.288
6	1	2:14.653	37.953	37.617	35.056	24.027	20:29.522	6	1	2:33.425	43.542	41.735	40.708	27.440	21:59.713
7	1	2:14.461	38.246	37.330	34.915	23.970	22:43.983	7	1	2:31.722	43.612	41.377	39.138	27.595	24:31.435
								8	1	2:34.455	44.270	42.814	39.820	27.551	27:05.890
								9	1	2:30.675	42.441	41.364	38.971	27.899	29:36.565
								10	1	2:30.520	42.563	41.243	38.924	27.790	32:07.085
								11	1	2:34.176	41.568	45.895	39.263	27.450	34:41.261
								12	1	2:48.547 B	41.864	41.059	44.360	41.264	37:29.808

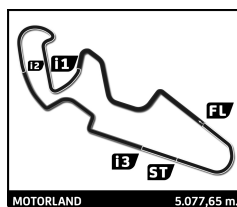


ENTRENAMIENTO LIBRE 1 CER Clase 2-3

Sector Analysis

■ Personal Best
 ■ Session Best
 ■ Crossing the finish line in the pit lane

Lap	D	Time	Sector 1	Sector 2	Sector 3	Sector 4	Elapsed	Lap	D	Time	Sector 1	Sector 2	Sector 3	Sector 4	Elapsed
84	Motor Club S.R. Pitius 1.Enric Bordas Cotes (Jr.) Ford Fiesta ST Line O.M.							88	Moto Club Igualada 1.Marcel Abad Alemany (Jr.) Ford Fiesta ST Line O.M.						
1	1	4:47.190	2:40.178	47.801	44.756	34.455	4:47.190	1	1	5:06.701	3:01.064	47.684	45.612	32.341	5:06.701
2	1	2:44.789	49.410	44.604	41.102	29.673	7:31.979	2	1	2:52.395 B	44.269	44.060	41.326	42.740	7:59.096
3	1	2:52.562 B	46.386	42.696	40.470	43.010	10:24.541	3	1	9:02.995	7:11.747	43.582	40.588	27.078	17:02.091
4	1	6:43.655	4:52.739	42.742	39.518	28.656	17:08.196	4	1	2:32.716	44.804	41.655	39.521	26.736	19:34.807
5	1	2:34.271	45.778	42.036	39.154	27.303	19:42.467	5	1	2:27.816	42.131	40.939	38.528	26.218	22:02.623
6	1	2:30.706	43.003	41.736	38.807	27.160	22:13.173	6	1	2:29.320	41.280	41.073	39.439	27.528	24:31.943
7	1	2:29.457	42.393	41.283	38.818	26.963	24:42.630	7	1	2:26.382	41.908	40.549	38.024	25.901	26:58.325
8	1	2:32.937	43.238	43.938	39.098	26.663	27:15.567	8	1	3:26.442	40.978	40.297	1:38.573	26.594	30:24.767
9	1	2:27.865	42.012	40.836	38.623	26.394	29:43.432	9	1	2:25.063	40.648	40.335	38.070	26.010	32:49.830
10	1	2:27.904	41.875	41.286	38.281	26.462	32:11.336	10	1	2:41.155 B	40.570	40.272	39.922	40.391	35:30.985
11	1	2:27.168	41.434	41.417	37.771	26.546	34:38.504								
12	1	2:53.659 B	41.438	42.481	45.887	43.853	37:32.163								
85	Desguaces La Torre 1.José Antonio Chicoy Madrc Ford Fiesta ST Line O.M.							89	Desguaces La Torre 1.Rubén Sabater Saura Ford Fiesta ST Line O.M.						
1	1	5:00.322	2:43.085	55.522	48.590	33.125	5:00.322	1	1	5:00.745	2:49.010	52.518	47.456	31.761	5:00.745
2	1	2:42.004	49.517	45.938	39.581	26.968	7:42.326	2	1	2:41.838	50.624	44.829	39.821	26.564	7:42.583
3	1	2:54.824 B	51.350	45.475	39.748	38.251	10:37.150	3	1	2:56.896 B	51.540	45.652	40.306	39.398	10:39.479
4	1	5:40.420	3:52.161	43.720	38.268	26.271	16:17.570	4	1	5:37.380	3:50.319	42.756	37.887	26.418	16:16.859
5	1	2:26.843	42.233	40.621	37.952	26.037	18:44.413	5	1	2:26.065	40.846	41.152	38.288	25.779	18:42.924
6	1	2:26.007	40.826	41.422	37.612	26.147	21:10.420	6	1	2:23.920	40.264	39.695	37.529	26.432	21:06.844
7	1	2:33.344 B	41.043	40.888	37.653	33.760	23:43.764	7	1	2:22.088	39.769	39.861	36.830	25.628	23:28.932
8	1	4:27.242	2:42.473	40.718	37.795	26.256	28:11.006	8	1	2:22.504	39.971	39.773	36.584	26.176	25:51.436
9	1	2:31.184 B	41.078	40.823	37.629	31.654	30:42.190	9	1	2:26.726 B	40.282	39.516	36.793	30.135	28:18.162
10	1	4:37.544 B	2:36.652	40.251	47.821	32.820	35:19.734	10	1	4:15.949	2:32.790	39.689	37.418	26.052	32:34.111
11	1	2:21.571	39.853	39.540	36.574	25.604	34:55.682	11	1	2:38.823 B	39.480	40.208	39.130	40.005	37:34.505
12	1	2:38.823 B	39.480	40.208	39.130	40.005	37:34.505	12	1	2:38.823 B	39.480	40.208	39.130	40.005	37:34.505
86	Desguaces La Torre 1.Vicente Gabriel Vallés Pier. Ford Fiesta ST Line O.M.							90	Lurauto KK 1.Roberto Alonso Lopez 2.Iker Lujambio Minteguaga Mini Cooper O.M.						
1	1	4:57.442	2:47.756	52.930	46.388	30.368	4:57.442	1	1	3:27.631	1:25.976	46.226	43.273	32.156	3:27.631
2	1	2:35.884	44.805	42.371	39.850	28.858	7:33.326	2	1	2:35.467	47.353	42.200	38.975	26.939	6:03.098
3	1	2:54.860 B	49.161	42.025	39.709	43.965	10:28.186	3	1	2:30.362	41.668	40.612	40.277	27.805	8:33.460
4	1	6:07.586	4:22.157	40.899	38.566	25.964	16:35.772	4	1	2:57.788 B	53.969	42.474	42.841	38.504	11:31.248
5	1	2:22.764	40.333	39.443	37.942	25.046	18:58.536	5	1	4:47.668	3:02.342	41.376	37.877	26.073	16:18.916
6	1	2:18.255	38.843	38.567	36.095	24.750	21:16.791	6	1	2:30.012	40.696	43.075	38.791	27.450	18:48.928
7	1	2:21.379	40.843	38.764	37.028	24.744	23:38.170	7	1	2:25.031	40.351	41.051	37.939	25.690	21:13.959
8	1	2:25.819 B	38.463	38.265	36.661	32.430	26:03.989	8	1	2:27.376	40.389	40.451	40.628	25.908	23:41.335
9	1	5:37.369	3:56.652	39.198	36.950	24.569	31:41.358	9	1	2:32.088 B	40.695	41.168	37.480	32.745	26:13.423
10	1	2:17.098	38.903	38.277	35.513	24.405	33:58.456	10	1	5:02.563	3:14.210	42.287	39.150	26.916	31:15.986
11	1	2:42.558 B	39.921	38.800	40.917	42.920	36:41.014	11	1	2:30.445	43.292	41.530	40.094	25.529	33:46.431
12	1	2:42.558 B	39.921	38.800	40.917	42.920	36:41.014	12	1	2:41.548 B	41.136	41.057	38.010	41.345	36:27.979
87	Desguaces La Torre 1.Angel Lafuente Lopez Ford Fiesta ST Line O.M.							92	Lurauto KK 1.Jorge Espinosa Arrizabalaz 2.Luis M. Garcia Gonzalez Mini Cooper O.M.						
1	1	4:33.608	1:54.915	1:02.883	57.248	38.562	4:33.608	1	1	4:33.739 B	1:59.218	57.971	51.909	44.641	4:33.739
2	1	2:39.907	53.068	41.613	38.719	26.507	7:13.515	2	1	11:52.433	9:50.358	51.945	41.287	28.843	16:26.172
3	1	2:51.628 B	42.269	46.526	43.935	38.898	10:05.143	3	1	2:34.816	44.271	43.367	40.042	27.136	19:00.988
4	1	6:11.620	4:26.368	41.343	37.787	26.122	16:16.763	4	1	2:34.252	44.520	42.227	40.019	27.486	21:35.240
5	1	2:23.663	40.141	40.206	37.612	25.704	18:40.426	5	1	2:32.568	43.836	42.298	39.554	26.880	24:07.808
6	1	2:31.617 B	40.222	40.127	37.761	33.507	21:12.043	6	1	2:28.428	42.167	41.927	38.122	26.212	26:36.236
7	1	5:21.325	3:37.025	41.197	37.344	25.759	26:33.368	7	1	2:47.293	44.564	42.125	46.918	33.686	29:23.529
8	1	2:23.013	40.160	40.020	37.440	25.393	28:56.381	8	1	2:30.170	42.853	42.028	38.657	26.632	31:53.699
9	1	2:22.833	40.080	39.998	37.263	25.492	31:19.214	9	1	2:30.011	42.345	41.964	38.770	26.932	34:23.710
10	1	2:29.031 B	40.161	40.666	38.956	29.248	33:48.245	10	1	2:57.594 B	42.611	51.207	48.088	35.688	37:21.304

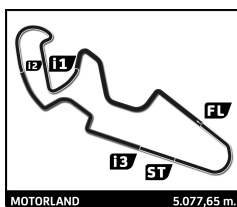


ENTRENAMIENTO LIBRE 1 CER Clase 2-3

Sector Analysis

■ Personal Best
 ■ Session Best
 B Crossing the finish line in the pit lane

Lap	D	Time	Sector 1	Sector 2	Sector 3	Sector 4	Elapsed	Lap	D	Time	Sector 1	Sector 2	Sector 3	Sector 4	Elapsed
93	Lurauto KK 1.Mikel Huarte (JF) 2.Ainara Agurretxe Carrera Mini Cooper O.M.														
1	1	3:27.050	1:16.470	52.011	45.686	32.883	3:27.050								
2	1	2:43.735	48.404	45.683	40.594	29.054	6:10.785								
3	1	2:59.280 B	44.270	42.828	42.405	49.777	9:10.065								
4	1	7:41.261	5:51.446	42.517	39.640	27.658	16:51.326								
5	1	2:33.105	43.088	42.584	40.191	27.242	19:24.431								
6	1	2:31.945	42.708	42.359	39.073	27.805	21:56.376								
7	1	2:31.242	43.373	41.731	39.083	27.055	24:27.618								
8	1	2:45.304 B	42.545	41.382	46.681	34.696	27:12.922								
9	1	6:14.665	4:18.109	46.588	40.967	29.001	33:27.587								
10	1	2:44.835 B	44.972	43.984	40.857	35.022	36:12.422								
94	Lurauto KK 1.Riccardo Marchesi 2.Diego Carluccio Mini Cooper O.M.														
1	1	2:48.601	49.755	46.716	42.296	29.834	2:48.601								
2	1	2:40.213	45.824	43.542	40.426	30.421	5:28.814								
3	1	2:47.526 B	44.540	42.653	39.095	41.238	8:16.340								
4	1	8:36.072	6:45.760	42.826	39.685	27.801	16:52.412								
5	1	2:34.519	44.386	43.795	38.697	27.641	19:26.931								
6	1	2:33.010	43.579	42.799	39.844	26.788	21:59.941								
7	1	2:28.452	42.359	41.416	37.904	26.773	24:28.393								
8	1	2:29.603	42.239	41.535	38.462	27.367	26:57.996								
9	1	2:29.863	42.759	42.274	38.200	26.630	29:27.859								
10	1	2:32.008 B	41.708	40.895	37.776	31.629	31:59.867								
11	1	5:13.937	3:12.226	46.560	45.219	29.932	37:13.804								
95	Lurauto KK 1.Santiago Arribas Palacios Mini Cooper O.M.														
1	1	4:28.330	2:16.238	47.805	47.341	36.946	4:28.330								
2	1	22:02.543 B					26:30.873								
97	Lurauto KK 1.Ion Villar Erausquin 2.Iñaki Yabar Gorrotxategui Mini Cooper O.M.														
1	1	5:29.457	3:18.814	50.790	44.920	34.933	5:29.457								
2	1	2:46.496	50.144	45.753	40.929	29.670	8:15.953								
3	1	2:44.987 B	49.014	42.210	38.898	34.865	11:00.940								
4	1	6:02.039	4:10.361	44.087	40.466	27.125	17:02.979								
5	1	2:36.724	45.246	41.630	41.918	27.930	19:39.703								
6	1	2:34.501	43.202	45.248	39.046	27.005	22:14.204								
7	1	2:31.085	42.569	42.733	38.969	26.814	24:45.289								
8	1	2:29.385	42.423	41.592	38.425	26.945	27:14.674								
9	1	2:28.566	42.240	41.002	38.452	26.872	29:43.240								
10	1	2:28.566	42.803	40.976	38.442	26.345	32:11.806								
11	1	2:30.388	43.565	41.826	38.521	26.476	34:42.194								
12	1	2:32.044	41.580	41.103	42.634	26.727	37:14.238								



ENTRENAMIENTO LIBRE 1 CER GT

Classification

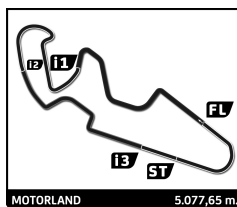
Nr Drivers	Team	Car	Cl.	Time	Lap Total	Gap	Kph
1 101 P. Gruau (JF) / A. Gomez	Philippe Gruau	Vortex V8	C1	1:54.556	10 16	- -	159.5
2 108 K. Kanaroglou	E2P Esc. Española Pilotos	Mosler MT900	C1	1:56.081	13 15	+1.525 +1.525	157.5
3 119 M. Cintrano Gurrea (JF) / J. Morcillo Rodriguez	E2P Esc. Española Pilotos	Mosler MT900	C1	1:57.119	3 17	+2.563 +1.038	156.1
4 115 J. Mayola Comadira (JF)	Pcr Sport	Ferrari 458	C1	1:59.032	14 15	+4.476 +1.913	153.5
5 7 G. Vicinanza (JF) / Á. Cosin Camps	Monlau Competición	CUPRA TCR	TCR	2:00.683	14 14	+6.127 +1.651	151.4
6 16 E. Leonov / M. Azcona Troyas (Jr.)	Tecnicars Racing Team	CUPRA TCR DSG	TCR	2:00.925	4 14	+6.369 +0.242	151.1
7 110 M. Fernandez Yuste / J. Martinez Bueno	2TYMRACING	KTM X-Bow GT4	C3	2:01.462	10 11	+6.906 +0.537	150.5
8 118 J. Ramirez Fernandez	Deyscom Sport	Porsche 997 GT3 Cup	C2	2:01.668	7 11	+7.112 +0.206	150.2
9 111 P. Yeregui Ybarra / D. Carretero Ortega	Escuderia Lagun Artea	Ginetta G55 GT4	C3	2:02.404	3 13	+7.848 +0.736	149.3
10 117 O. Olivas Lopez	Deyscom Sport	Porsche 997 GT3 Cup	C2	2:02.691	9 10	+8.135 +0.287	149.0
11 188 M. Guillemat (Jr.) / J. De Martin Muñoz (JF)	NM Racing Team	Ginetta G55 GT4	C3	2:02.845	8 14	+8.289 +0.154	148.8
12 2 G. Martin de Andres / E. Hernando Alonso (Jr.)	SMC Junior Motorsport	Peugeot 308 TCR	TCR	2:02.872	13 13	+8.316 +0.027	148.7
13 36 G. Aso Arjol	Pcr Sport	CUPRA TCR DSG	TCR	2:02.883	6 6	+8.327 +0.011	148.7
14 72 H. Arruabarrena Rubio / A. Aristi Aranaga	Pcr Sport	CUPRA TCR DSG	TCR	2:03.162	8 14	+8.606 +0.279	148.4
15 13 A. Vinyes Dabad (Da)	Baporo Motorsport	CUPRA TCR DSG	TCR	2:03.433	13 14	+8.877 +0.271	148.1
16 70 A. Espuny Juarez	Motor Club Sabadell	CUPRA TCR DSG	TCR	2:03.788	15 16	+9.232 +0.355	147.6
17 17 R. Martínez Bedmar / R. Martínez Bedmar	RC2 Junior Team	CUPRA TCR	TCR	2:03.924	5 15	+9.368 +0.136	147.5
18 126 A. Estragues Valencia (Jr.) / I. Cabezas Ruiz	NM Racing Team	Transam Euro	C2	2:04.502	12 12	+9.946 +0.578	146.8
19 15 A. Cano Ramirez (Da)	Monlau Competición	CUPRA TCR DSG	TCR	2:04.520	10 14	+9.964 +0.018	146.8
20 77 A. Vescovi (JF) / R. Ferri (JF)	Baporo Motorsport	CUPRA TCR	TCR	2:05.463	15 15	+10.907 +0.943	145.7
21 23 D. Ros Fernandez (Jr.) / R. Fernandez Gil	RC2 Junior Team	CUPRA TCR DSG	TCR	2:05.749	13 13	+11.193 +0.286	145.3
22 10 V. Dasi Martínez de Vallejo (JF) / J. Parera Martinelli (JF)	Pcr Sport	CUPRA TCR DSG	TCR	2:06.200	9 16	+11.644 +0.451	144.8
23 134 E. Righi / E. Graillard	Emmanuel Righi	Maserati Trofeo MC GT4	C3	2:08.184	10 11	+13.628 +1.984	142.6
24 102 D. Serban (Jr.)	Willi Motorsport	Audi R8 GT4	C3	2:08.920	12 13	+14.364 +0.736	141.8
25 35 E. Lázaro Barcedo (JF)	RC2 Junior Team	Seat Leon Supercopa MK2	D2	2:15.990	11 14	+21.434 +7.070	134.4
26 64 P. Arraou (JF)	Pierre Arraou	Peugeot 308 Racing Cup.	D2	2:17.856	11 11	+23.300 +1.866	132.6
27 71 B. Fontan Alcalde / V. Pico Burgos (JF)	Club Jarama Sport	Peugeot 308 Racing Cup.	D2	2:21.982	11 11	+27.426 +4.126	128.7
28 107 J. Aizpurua Sáenz (JF)	NM Racing Team	Porsche 997 GT3 Cup	C2		2		
29 178 L. López Anós (JF) / A. Rodríguez Sastre	R. A. C Circuito Guadalupe	Porsche 911 991 GT3 Cup	C2		4		

Fastest Lap: Lap 10 Philippe Gruau (JF) 1:54.556 159.5 Kph

Published at:

Track Status: **DRY**

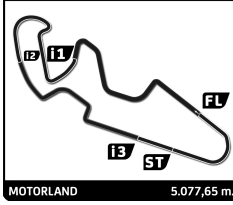
Race Director:	Timekeeper:
----------------	-------------



ENTRENAMIENTO LIBRE 1 CER GT

Best Sector Times

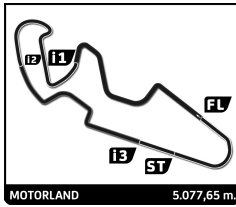
Sector 1			Sector 2			Sector 3			Sector 4			Ideal Lap	Best Lap
Nr	Driver	Time	Nr	Driver	Time	Nr	Driver	Time	Nr	Driver	Time	Nr	Lap
1	101 P.Gruau (JF)	31.935	108 K.Kanaroglou	32.077	101 P.Gruau (JF)	30.058	119 M.Cintrano Gurea (JF)	19.864	1	101	1:54.556	1:54.556	(1)
2	108 K.Kanaroglou	32.012	101 P.Gruau (JF)	32.188	119 M.Cintrano Gurea (JF)	30.584	115 J.Mayola Comadira (JF)	20.292	2	108	1:55.045	1:56.081	(2)
3	119 M.Cintrano Gurea (JF)	32.053	119 M.Cintrano Gurea (JF)	32.852	108 K.Kanaroglou	30.658	108 K.Kanaroglou	20.298	3	119	1:55.353	1:57.119	(3)
4	115 J.Mayola Comadira (JF)	33.121	115 J.Mayola Comadira (JF)	33.244	115 J.Mayola Comadira (JF)	31.280	101 P.Gruau (JF)	20.375	4	115	1:57.937	1:59.032	(4)
5	16 E.Leonov	33.168	16 E.Leonov	33.308	110 M.Fernandez Yuste	31.551	117 O.Olivas	20.915	5	16	1:59.675	2:00.925	(6)
6	110 M.Fernandez Yuste	33.220	7 G.Vicinanza (JF)	33.582	118 J.Ramirez Fernandez	31.662	118 J.Ramirez Fernandez	21.091	6	7	2:00.554	2:00.683	(5)
7	7 G.Vicinanza (JF)	33.632	111 P.Yeregui Ybarra	33.896	111 P.Yeregui Ybarra	31.685	16 E.Leonov	21.385	7	110	2:00.876	2:01.462	(7)
8	118 J.Ramirez Fernandez	33.835	110 M.Fernandez Yuste	33.984	7 G.Vicinanza (JF)	31.698	188 M.Guillemat (Jr.)	21.549	8	118	2:00.893	2:01.668	(8)
9	111 P.Yeregui Ybarra	33.949	72 H.Arruabarrena Rubio	34.090	117 O.Olivas	31.734	17 R.Martinez Bedmar	21.569	9	111	2:01.256	2:02.404	(9)
10	13 A.Vinyes Dabad (Da)	34.108	188 M.Guillemat (Jr.)	34.147	16 E.Leonov	31.814	7 G.Vicinanza (JF)	21.642	10	117	2:01.586	2:02.691	(10)
11	2 G.Martin de Andres	34.163	118 J.Ramirez Fernandez	34.305	188 M.Guillemat (Jr.)	32.075	72 H.Arruabarrena Rubio	21.642	11	188	2:02.252	2:02.845	(11)
12	72 H.Arruabarrena Rubio	34.280	36 G.Aso Arjol	34.331	2 G.Martin de Andres	32.323	111 P.Yeregui Ybarra	21.726	12	72	2:02.419	2:03.162	(14)
13	117 O.Olivas	34.338	2 G.Martin de Andres	34.352	36 G.Aso Arjol	32.393	13 A.Vinyes Dabad (Da)	21.744	13	2	2:02.676	2:02.872	(12)
14	36 G.Aso Arjol	34.376	126 A.Estragues Valencia (Jr.)	34.523	72 H.Arruabarrena Rubio	32.407	36 G.Aso Arjol	21.783	14	36	2:02.883	2:02.883	(13)
15	188 M.Guillemat (Jr.)	34.481	17 R.Martinez Bedmar	34.574	17 R.Martinez Bedmar	32.408	2 G.Martin de Andres	21.838	15	13	2:03.002	2:03.433	(15)
16	70 A.Espuny Juarez	34.507	117 O.Olivas	34.599	70 A.Espuny Juarez	32.507	70 A.Espuny Juarez	21.839	16	17	2:03.280	2:03.924	(17)
17	17 R.Martinez Bedmar	34.729	13 A.Vinyes Dabad (Da)	34.606	126 A.Estragues Valencia (Jr.)	32.513	15 A.Cano Ramirez (Da)	21.891	17	70	2:03.514	2:03.788	(16)
18	126 A.Estragues Valencia (Jr.)	34.795	70 A.Espuny Juarez	34.661	77 A.Vescovi (JF)	32.537	77 A.Vescovi (JF)	21.995	18	126	2:03.969	2:04.502	(18)
19	15 A.Cano Ramirez (Da)	34.948	77 A.Vescovi (JF)	34.830	13 A.Vinyes Dabad (Da)	32.544	110 M.Fernandez Yuste	22.121	19	15	2:04.348	2:04.520	(19)
20	77 A.Vescovi (JF)	35.066	15 A.Cano Ramirez (Da)	34.853	15 A.Cano Ramirez (Da)	32.656	126 A.Estragues Valencia (Jr.)	22.138	20	77	2:04.428	2:05.463	(20)
21	23 D.Ros Fernandez (Jr.)	35.074	10 V.Dasi Martinez de Vallejo (JF)	35.120	134 E.Righi	32.883	10 V.Dasi Martinez de Vallejo (JF)	22.146	21	23	2:05.510	2:05.749	(21)
22	10 V.Dasi Martinez de Vallejo (JF)	35.421	23 D.Ros Fernandez (Jr.)	35.123	23 D.Ros Fernandez (Jr.)	32.928	23 D.Ros Fernandez (Jr.)	22.385	22	10	2:05.938	2:06.200	(22)
23	102 D.Serban (Jr.)	36.066	134 E.Righi	35.923	10 V.Dasi Martinez de Vallejo (JF)	33.251	102 D.Serban (Jr.)	22.744	23	134	2:08.184	2:08.184	(23)
24	134 E.Righi	36.416	102 D.Serban (Jr.)	36.415	102 D.Serban (Jr.)	33.695	134 E.Righi	22.962	24	102	2:08.920	2:08.920	(24)
25	35 E.Lázaro Barcedo (JF)	38.214	35 E.Lázaro Barcedo (JF)	37.778	35 E.Lázaro Barcedo (JF)	34.615	64 P.Arrauo (JF)	24.216	25	35	2:15.231	2:15.990	(25)
26	64 P.Arrauo (JF)	38.508	64 P.Arrauo (JF)	37.905	178 L.López Anós (JF)	34.929	71 B.Fontan Alcalde	24.273	26	64	2:16.209	2:17.856	(26)
27	178 L.López Anós (JF)	38.788	71 B.Fontan Alcalde	37.923	71 B.Fontan Alcalde	35.354	35 E.Lázaro Barcedo (JF)	24.624	27	71	2:17.065	2:21.982	(27)
28	71 B.Fontan Alcalde	39.515	178 L.López Anós (JF)	38.347	64 P.Arrauo (JF)	35.580	178 L.López Anós (JF)	26.595	28	178	2:18.659		



ENTRENAMIENTO LIBRE 1 CER GT

Best Top Speed

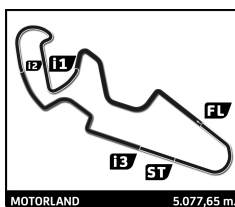
Team	Car	Class	Top Speed	Top 1 Kph Lap	Top 2 Kph Lap	Top 3 Kph Lap	Top 4 Kph Lap	Top 5 Kph Lap	Avg					
119 E2P Esc. Española Pilotos	Mosler MT900	C1	M. Cintrano Gurrea (JF)	259.0	12	258.4	14	258.4	10	257.8	17	257.8	15	258,3
115 Pcr Sport	Ferrari 458	C1	J. Mayola Comadira (JF)	257.1	10	257.1	14	257.1	13	256.5	12	256.5	9	256,9
118 Deyscom Sport	Porsche 997 GT3 Cup	C2	J. Ramirez Fernandez	248.3	10	248.3	7	247.1	9	238.9	5	224.5	4	241,4
117 Deyscom Sport	Porsche 997 GT3 Cup	C2	O. Olivas	247.1	8	246.6	9	246.0	6	246.0	5	242.7	7	245,7
178 R. A. C Circuito Guadalupe	Porsche 911 991 GT3 Cup	C2	L. López Anós	246.0	2	239.5	3	224.1	4	183.7	1			223,3
108 E2P Esc. Española Pilotos	Mosler MT900	C1	K. Kanaroglo	244.3	2	243.2	10	243.2	6	243.2	5	243.2	14	243,4
101 Philippe Gruau	Vortex V8	C1	P. Gruau (JF)	242.2	15	241.6	12	241.6	13	240.5	14	239.5	6	241,1
102 Willi Motorsport	Audi R8 GT4	C3	D. Serban (Jr.)	238.9	6	238.9	12	238.9	11	237.9	9	237.9	8	238,5
2 SMC Junior Motorsport	Peugeot 308 TCR	TCR	G. Martin de Andres	232.3	2	232.3	3	231.3	8	230.8	13	230.8	6	231,5
126 NM Racing Team	Transam Euro	C2	A. Estragues Valencia (Jr.)	231.8	6	228.8	11	228.3	12	228.3	7	227.8	8	229,0
16 Tecnicars Racing Team	CUPRA TCR DSG	TCR	E. Leonov	231.3	14	230.8	13	229.8	5	228.3	12	228.3	9	229,7
13 Baporo Motorsport	CUPRA TCR DSG	TCR	A. Vinyes Dabad (Da)	230.8	8	230.3	7	228.3	14	227.8	13	227.4	9	228,9
134 Emmanuel Righi	Maserati Trofeo MC GT4	C3	E. Righi	230.3	10	229.8	11	228.8	9	228.3	2	227.8	8	229,0
15 Monlau Competición	CUPRA TCR DSG	TCR	A. Cano Ramirez (Da)	229.8	14	229.8	7	229.3	6	228.3	13	228.3	11	229,1
188 NM Racing Team	Ginetta G55 GT4	C3	M. Guillemat (Jr.)	228.8	14	228.8	5	227.4	13	226.9	7	225.9	12	227,6
77 Baporo Motorsport	CUPRA TCR	TCR	A. Vescovi (JF)	228.3	13	227.8	3	226.4	14	225.9	6	225.9	9	226,9
10 Pcr Sport	CUPRA TCR DSG	TCR	V. Dasi Martinez de Vallejo (JF)	227.8	9	227.8	14	227.4	8	227.4	5	227.4	6	227,6
17 RC2 Junior Team	CUPRA TCR	TCR	R. Martinez Bedmar	227.8	13	227.4	12	226.9	5	226.4	15	226.4	14	227,0
23 RC2 Junior Team	CUPRA TCR DSG	TCR	D. Ros Fernandez (Jr.)	227.8	13	227.8	5	227.4	8	226.4	11	226.4	6	227,2
36 Pcr Sport	CUPRA TCR DSG	TCR	G. Aso Arjol	227.4	6	225.9	5	224.5	3	108.2	1	103.5	2	177,9
70 Motor Club Sabadell	CUPRA TCR DSG	TCR	A. Espuny	227.4	14	226.9	16	226.9	2	226.9	6	226.9	8	227,0
7 Monlau Competición	CUPRA TCR	TCR	G. Vicinanza (JF)	226.4	2	225.9	14	225.5	10	225.5	7	224.5	8	225,6
72 Pcr Sport	CUPRA TCR DSG	TCR	H. Arruabarrena Rubio	225.9	8	225.9	7	224.5	13	224.5	14	224.5	5	225,1
111 Escudería Lagun Artea	Ginetta G55 GT4	C3	P. Yeregui Ybarra	225.5	2	225.5	5	225.0	9	224.5	13	224.5	3	225,0
110 2TYMRACING	KTM X-Bow GT4	C3	M. Fernandez Yuste	224.5	4	224.1	5	224.1	9	223.1	10	221.3	8	223,4
71 Club Jarama Sport	Peugeot 308 Racing Cup.	D2	B. Fontan	221.3	3	220.4	4	217.7	11	217.7	6	211.4	7	217,7
64 Pierre Arraou	Peugeot 308 Racing Cup.	D2	P. Arraou (JF)	218.2	5	216.9	11	216.4	6	216.0	7	215.1	8	216,5
35 RC2 Junior Team	Seat Leon Supercopa MK2	D2	E. Lázaro Barcedo (JF)	210.1	14	210.1	11	209.7	2	209.7	13	208.9	12	209,7
107 NM Racing Team	Porsche 997 GT3 Cup	C2	J. Aizpurua Sáenz (JF)											



ENTRENAMIENTO LIBRE 1 CER GT

Fastest Lap Sequence

Elapsed	Nr Team	Car	Class	Driver	Time	Kph	Lap
4:24.190	101 Philippe Gruau	Vortex V8	C1	Philippe Gruau (JF)	2:04.517	146.8	2
4:51.818	119 E2P Esc. Española Pilotos	Mosler MT900	C1	Manuel Cintrano Gurrea (JF)	2:01.555	150.4	2
6:24.526	101 Philippe Gruau	Vortex V8	C1	Philippe Gruau (JF)	2:00.336	151.9	3
6:48.937	119 E2P Esc. Española Pilotos	Mosler MT900	C1	Manuel Cintrano Gurrea (JF)	1:57.119	156.1	3
24:58.362	101 Philippe Gruau	Vortex V8	C1	Philippe Gruau (JF)	1:55.211	158.6	9
26:52.918	101 Philippe Gruau	Vortex V8	C1	Philippe Gruau (JF)	1:54.556	159.5	10

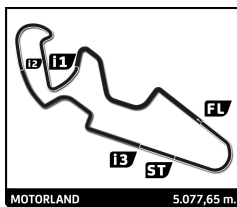


ENTRENAMIENTO LIBRE 1 CER GT

Sector Analysis

■ Personal Best
 ■ Session Best
 ■ Crossing the finish line in the pit lane

Lap	D	Time	Sector 1	Sector 2	Sector 3	Sector 4	Elapsed	Lap	D	Time	Sector 1	Sector 2	Sector 3	Sector 4	Elapsed		
2	SMC Junior Motorsport Peugeot 308 TCR								3	1	2:48.652 B	41.242	39.635	42.084	45.691	9:11.285	
	1.Gonzalo Martin de Andres TCR								4	1	8:32.686 B	6:40.802	39.444	37.909	34.531	17:43.971	
	2.Enrique Hernando Alonso (5	1	5:32.488	3:57.475	37.262	34.823	22.928	23:16.459	
	1	1	2:41.175	1:04.807	38.898	35.137	22.333		2:41.175	6	1	2:07.771	36.431	35.582	33.589	22.169	25:24.230
	2	1	2:06.622	35.848	35.411	33.383	21.980		4:47.797	7	1	2:08.013	36.297	35.290	34.041	22.385	27:32.243
	3	1	2:15.677 B	35.098	35.619	33.175	31.785		7:03.474	8	1	2:04.415	35.078	34.797	32.544	21.996	29:36.658
	4	1	7:49.383	6:07.322	42.218	37.504	22.339		14:52.857	9	1	2:04.781	34.846	35.079	32.793	22.063	31:41.439
	5	1	3:09.970 B	34.955	35.383	1:15.901	43.731		18:02.827	10	1	2:04.573	34.658	34.692	33.280	21.943	33:46.012
	6	1	6:06.118	4:03.446	38.705	37.944	46.023		24:08.945	11	1	2:06.393	35.212	34.647	34.468	22.066	35:52.405
	7	1	2:08.177	36.768	35.877	33.379	22.153		26:17.122	12	1	2:03.543	34.471	34.645	32.683	21.744	37:55.948
	8	1	2:11.435	41.459	35.069	32.996	21.911		28:28.557	13	1	2:03.433	34.241	34.606	32.782	21.804	39:59.381
	9	1	2:06.755	35.048	35.658	34.165	21.884		30:35.312	14	1	2:09.857 B	34.108	34.731	32.906	28.112	42:09.238
	10	1	2:42.472 B	35.379	35.223	51.119	40.751		33:17.784								
	11	1	4:22.089	2:51.157	35.589	33.129	22.214		37:39.873								
12	1	2:03.278	34.685	34.352	32.323	21.918	39:43.151										
13	1	2:02.872	34.163	34.487	32.384	21.838	41:46.023										
7	Monlau Competición CUPRA TCR																
	1.Gianluigi Vicinanza (JF) TCR																
	2.Alex Cosin Camps																
	1	1	2:48.313	59.436	44.238	39.650	24.989		2:48.313								
	2	1	2:16.600	40.251	37.532	35.495	23.322		5:04.913								
	3	1	2:15.855	37.196	39.114	35.897	23.648		7:20.768								
	4	1	2:29.060 B	36.193	38.914	38.789	35.164		9:49.828								
	5	1	6:34.592	4:52.059	38.453	35.834	28.246		16:24.420								
	6	1	2:39.080 B	37.044	41.382	39.562	41.092		19:03.500								
	7	1	4:44.207	3:13.143	35.379	33.094	22.591		23:47.707								
	8	1	2:04.237	35.723	34.246	32.356	21.912		25:51.944								
	9	1	2:08.250	34.914	34.154	35.495	23.687		28:00.194								
	10	1	2:02.581	35.022	34.005	31.912	21.642		30:02.775								
	11	1	2:10.597 B	34.645	34.399	34.910	26.643		32:13.372								
12	1	3:56.485	2:07.407	34.420	48.282	26.376	36:09.857										
13	1	2:16.515	34.034	33.667	35.455	33.359	38:26.372										
14	1	2:00.683	33.632	33.582	31.698	21.771	40:27.055										
10	Pcr Sport CUPRA TCR DSG																
	1.Vicente Dasi Martinez de V TCR																
	2.Josep Parera Martinell (JF)																
	1	1	2:54.943	58.399	45.567	42.135	28.842		2:54.943								
	2	1	2:18.187	39.130	38.751	36.492	23.814		5:13.130								
	3	1	2:11.832	38.323	37.121	34.102	22.286		7:24.962								
	4	1	2:37.677 B	44.484	42.606	39.321	31.266		10:02.639								
	5	1	4:59.985	3:23.171	39.107	35.163	22.544		15:02.624								
	6	1	2:10.526	36.893	36.221	35.050	22.362		17:13.150								
	7	1	3:00.702 B	57.205	45.118	42.488	35.891		20:13.852								
	8	1	3:00.175	1:24.244	36.742	37.004	22.185		23:14.027								
	9	1	2:06.200	35.683	35.120	33.251	22.146		25:20.227								
	10	1	2:08.475	37.503	35.357	33.302	22.313		27:28.702								
	11	1	2:08.246	36.495	35.881	33.270	22.600		29:36.948								
	12	1	2:07.253	35.658	35.541	33.444	22.610		31:44.201								
	13	1	2:06.786	35.421	35.332	33.304	22.729		33:50.987								
14	1	2:08.583	37.568	35.158	33.477	22.380	35:59.570										
15	1	2:09.080	35.799	35.683	34.178	23.420	38:08.650										
16	1	2:07.944	35.684	35.625	33.998	22.637	40:16.594										
15	Monlau Competición CUPRA TCR DSG																
	1.Alba Cano Ramirez (Da) TCR																
	1	1	3:40.954	1:49.061	44.388	40.481	27.024		3:40.954								
	2	1	2:16.670	41.732	37.932	34.174	22.832		5:57.624								
	3	1	2:20.591 B	37.389	35.593	33.491	34.118		8:18.215								
	4	1	6:53.610	5:16.783	38.830	34.520	23.477		15:11.825								
	5	1	2:17.468 B	37.837	35.516	33.958	30.157		17:29.293								
	6	1	5:47.947	4:14.947	36.434	34.047	22.519		23:17.240								
	7	1	2:08.121	37.384	35.190	33.284	22.263		25:25.361								
	8	1	2:10.010	38.048	36.703	33.278	21.981		27:35.371								
	9	1	2:06.802	35.757	36.014	33.095	21.936		29:42.173								
	10	1	2:04.520	35.085	34.853	32.656	21.926		31:46.693								
	11	1	2:06.211	35.324	35.307	33.349	22.231		33:52.904								
	12	1	2:12.678	36.073	35.294	33.408	27.903		36:05.582								
13	1	2:06.448	34.948	35.188	34.108	22.204	38:12.030										
14	1	2:05.835	35.520	35.358	33.066	21.891	40:17.865										
16	Tecnicars Racing Team CUPRA TCR DSG																
	1.Evgeni Leonov TCR																
	2.Mikel Azcona Troyas (Jr.)																
	1	1	2:40.180	1:04.188	37.950	35.826	22.216		2:40.180								
	2	1	2:08.105 B	34.315	35.569	32.354	25.867		4:48.285								
	3	1	9:26.603	7:52.503	34.718	33.613	25.769		14:14.888								
	4	1	2:00.925	33.256	33.308	31.814	22.547		16:15.813								
	5	1	1:58.552	33.168	33.210	31.028	21.146		18:14.365								
	6	1	2:09.913 B	35.060	34.897	32.008	27.948		20:24.278								
	7	1	4:11.650	2:41.647	35.160	32.601	22.242		24:35.928								
	8	1	2:02.683	34.687	33.961	32.166	21.869		26:38.611								
	9	1	2:03.189	35.209	34.126	32.075	21.779		28:41.800								
	10	1	2:02.948	34.290	34.350	32.424	21.884		30:44.748								
	11	1	2:04.623	34.629	35.535	32.590	21.869		32:49.371								
12	1	2:02.448	34.319	33.973	32.158	21.998	34:51.819										
13	1	2:08.071 B	34.516	34.597	33.867	25.091	36:59.890										
14	1	3:18.327	1:50.946	34.124	31.872	21.385	40:18.217										
17	RC2 Junior Team CUPRA TCR																
	1.Raul Martinez Bedmar TCR																
	2.Ruben Martinez Bedmar																
	1	1	2:40.127 B	51.208	41.936	38.244	28.739		2:40.127								
	2	1	3:52.227	2:18.623	37.110	33.872	22.622		6:32.354								
	3	1	2:33.012 B	36.028	35.331	41.108	40.545		9:05.366								
	4	1	5:17.726	3:46.629	36.021	33.030	22.046		14:23.092								
	5	1	2:03.924	35.373	34.574	32.408	21.569		16:27.016								
6	1	2:32.651 B	34.729	38.160	41.212	38.550	18:59.667										
7	1	5:13.699	3:38.426	37.281	35.257	22.735	24:13.366										
8	1	2:09.233	37.509	36.272	33.331	22.121	26:22.599										



ENTRENAMIENTO LIBRE 1 CER GT

Sector Analysis

■ Personal Best
 ■ Session Best
 ■ Crossing the finish line in the pit lane

Lap	D	Time	Sector 1	Sector 2	Sector 3	Sector 4	Elapsed	Lap	D	Time	Sector 1	Sector 2	Sector 3	Sector 4	Elapsed	
9	1	2:04.843	35.075	34.918	32.956	21.894	28:27.442	6	1	5:49.200	4:05.505	39.537	39.512	24.646	23:16.363	
10	1	2:06.436	35.579	34.963	33.850	22.044	30:33.878	7	1	2:21.594	40.945	39.822	35.997	24.830	25:37.957	
11	1	2:04.773	35.412	34.655	32.806	21.900	32:38.651	8	1	2:22.140	41.942	38.660	36.705	24.833	28:00.097	
12	1	2:11.091	35.181	35.910	34.974	25.026	34:49.742	9	1	2:27.011	B	38.939	37.905	35.580	34.587	30:27.108
13	1	2:06.712	35.617	35.133	33.786	22.176	36:56.454	10	1	7:50.048	6:07.344	39.129	38.691	24.884	38:17.156	
14	1	2:07.178	36.480	35.288	33.326	22.084	39:03.632	11	1	2:17.856	38.508	38.527	36.605	24.216	40:35.012	
15	1	2:05.574	35.483	35.048	33.154	21.889	41:09.206									

23		RC2 Junior Team		CUPRA TCR		DSG		
1. Didac Ros Fernandez (Jr.)								
2. Rubén Fernandez Gil								
1	1	4:06.306	1:28.719	1:04.100	51.224	42.263	4:06.306	
2	1	3:15.417	56.094	54.495	49.181	35.647	7:21.723	
3	1	3:11.577	B	55.560	50.832	45.990	10:33.300	
4	1	4:48.885	3:09.223	39.834	36.436	23.392	15:22.185	
5	1	2:32.814	B	37.619	36.999	36.898	41.298	17:54.999
6	1	5:16.183	3:41.304	37.279	35.176	22.424	23:11.182	
7	1	2:07.072	36.018	35.156	33.278	22.620	25:18.254	
8	1	2:17.713	B	36.447	35.368	34.034	31.864	27:35.967
9	1	4:10.487	2:33.178	38.959	35.330	23.020	31:46.454	
10	1	2:09.130	36.585	36.011	33.754	22.780	33:55.584	
11	1	2:06.993	35.549	36.061	32.998	22.385	36:02.577	
12	1	2:08.607	35.074	36.002	34.808	22.723	38:11.184	
13	1	2:05.749	35.176	35.123	32.928	22.522	40:16.933	

35		RC2 Junior Team		Seat Leon Supercopa MK2		D2		
1. Eduardo Lázaro Barcedo (,)								
1	1	3:38.580	1:31.065	52.575	42.893	32.047	3:38.580	
2	1	2:37.846	45.994	43.773	39.534	28.545	6:16.426	
3	1	2:51.726	B	43.012	40.563	43.872	44.279	9:08.152
4	1	6:02.671	4:09.707	42.340	41.533	29.091	15:10.823	
5	1	2:41.604	B	42.294	40.966	38.389	39.955	17:52.427
6	1	5:42.559	3:56.999	40.668	38.402	26.490	23:34.986	
7	1	2:22.125	40.399	39.421	36.731	25.574	25:57.111	
8	1	2:21.650	39.321	40.894	36.177	25.258	28:18.761	
9	1	2:20.056	38.901	38.400	37.484	25.271	30:38.817	
10	1	2:19.080	38.897	38.629	36.107	25.447	32:57.897	
11	1	2:15.990	38.214	37.778	35.374	24.624	35:13.887	
12	1	2:17.615	39.166	38.095	35.605	24.749	37:31.502	
13	1	2:17.108	38.525	38.441	35.447	24.695	39:48.610	
14	1	2:17.441	39.171	38.809	34.615	24.846	42:06.051	

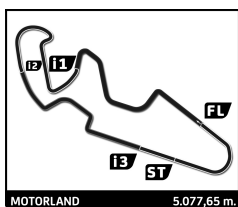
36		Pcr Sport		CUPRA TCR		DSG		
1. Guillermo Aso Arjol								
1	1	4:09.734	B	2:04.487	42.255	47.008	35.984	4:09.734
2	1	4:40.167	B	2:43.780	37.217	36.942	42.228	8:49.901
3	1	6:01.057	4:25.077	39.026	34.581	22.373	14:50.958	
4	1	12:07.505	B					26:58.463
5	1	12:54.088	...	36.332	33.231	21.938	39:52.551	
6	1	2:02.883	34.376	34.331	32.393	21.783	41:55.434	

64		Pierre Arrauu		Peugeot 308 Racing Cup.		D2		
1. Pierre Arrauu (JF)								
1	1	3:41.942	1:36.570	50.787	43.442	31.143	3:41.942	
2	1	2:29.646	45.203	41.420	37.756	25.267	6:11.588	
3	1	2:44.619	B	40.108	40.238	43.556	40.717	8:56.207
4	1	6:03.010	4:18.006	42.823	37.071	25.110	14:59.217	
5	1	2:27.946	B	40.535	38.275	36.536	32.600	17:27.163

70		Motor Club Sabadell		CUPRA TCR		DSG		
1. Arturo Espuny Juarez								
1	1	2:48.908	1:04.001	41.583	39.540	23.784	2:48.908	
2	1	2:17.273	40.752	38.872	34.919	22.730	5:06.181	
3	1	2:10.832	36.257	36.592	35.771	22.212	7:17.013	
4	1	2:30.746	B	36.014	42.044	39.302	33.386	9:47.759
5	1	4:48.465	3:15.997	36.860	33.392	22.216	14:36.224	
6	1	2:05.956	35.608	35.095	33.403	21.850	16:42.180	
7	1	2:45.782	B	35.632	36.716	47.683	45.751	19:27.962
8	1	3:48.793	2:14.265	36.773	35.202	22.553	23:16.755	
9	1	2:08.161	36.459	35.777	33.739	22.186	25:24.916	
10	1	2:08.703	36.178	37.541	33.145	21.839	27:33.619	
11	1	2:05.219	36.110	34.661	32.527	21.921	29:38.838	
12	1	2:05.169	34.528	35.107	33.258	22.276	31:44.007	
13	1	2:04.138	34.648	34.712	32.586	22.192	33:48.145	
14	1	2:05.123	34.507	35.053	33.626	21.937	35:53.268	
15	1	2:03.788	34.641	34.784	32.507	21.856	37:57.056	
16	1	2:09.186	B	34.867	34.890	32.803	26.626	40:06.242

71		Club Jarama Sport		Peugeot 308 Racing Cup.		D2		
1. Busian Fontan Alcalde								
2. Victor Pico Burgos (JF)								
1	1	5:19.153	B	3:04.207	46.188	54.662	34.096	5:19.153
2	1	4:03.201	B	1:51.410	38.739	44.656	48.396	9:22.354
3	1	5:51.933	4:13.765	38.541	35.354	24.273	15:14.287	
4	1	2:26.312	B	39.515	38.292	36.257	32.248	17:40.599
5	1	8:57.482	7:11.852	40.354	38.117	27.159	26:38.081	
6	1	2:24.297	41.734	39.706	37.072	25.785	29:02.378	
7	1	2:22.919	41.017	39.579	37.016	25.307	31:25.297	
8	1	2:24.209	41.567	40.241	37.481	24.920	33:49.506	
9	1	2:24.247	41.382	40.538	37.206	25.121	36:13.753	
10	1	2:22.198	40.913	39.307	37.019	24.959	38:35.951	
11	1	2:21.982	41.482	37.923	36.512	26.065	40:57.933	

72		Pcr Sport		CUPRA TCR		DSG		
1. Harriet Arruabarrena Rubic								
2. Antonio Aristi Aranaga								
1	1	3:56.783	1:50.384	49.676	48.333	28.390	3:56.783	
2	1	2:29.235	42.200	42.620	38.153	26.262	6:26.018	
3	1	2:53.988	B	40.712	39.883	45.994	47.399	9:20.006
4	1	5:51.238	4:13.924	38.529	35.401	23.384	15:11.244	
5	1	2:21.948	B	36.387	36.515	34.847	34.199	17:33.192
6	1	5:36.247	4:04.085	35.739	34.222	22.201	23:09.439	
7	1	2:05.534	35.648	34.568	33.161	22.157	25:14.973	
8	1	2:03.162	34.880	34.090	32.550	21.642	27:18.135	
9	1	2:14.167	B	34.280	34.167	32.407	33.313	29:32.302
10	1	4:09.249	2:36.208	37.207	33.586	22.248	33:41.551	
11	1	2:05.464	35.545	34.902	32.908	22.109	35:47.015	
12	1	2:04.486	34.838	34.835	32.890	21.923	37:51.501	
13	1	2:03.622	34.598	34.736	32.407	21.881	39:55.123	
14	1	2:03.680	34.400	34.642	32.650	21.988	41:58.803	

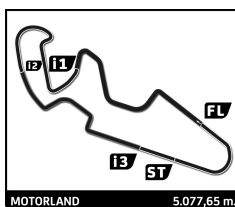


ENTRENAMIENTO LIBRE 1 CER GT

Sector Analysis

Personal Best Session Best B Crossing the finish line in the pit lane

Lap	D	Time	Sector 1	Sector 2	Sector 3	Sector 4	Elapsed	Lap	D	Time	Sector 1	Sector 2	Sector 3	Sector 4	Elapsed
77 Baporo Motorsport CUPRA TCR 1. Alberto Vescovi (JF) 2. Roberto Ferri (JF) TCR								108 E2P Esc. Española Pilotos Mosler MT900 1. Kosta Kanaroglou C1							
1	1	3:38.380	1:31.035	45.646	50.504	31.195	3:38.380	2	1	3:04.482 B					18:22.514
2	1	2:18.641	41.405	38.098	35.558	23.580	5:57.021	3	1	2:52.907	1:17.316	39.109	34.058	22.424	2:52.907
3	1	2:08.570	36.993	35.682	33.672	22.223	8:05.591	4	1	2:07.585	37.177	36.266	33.189	20.953	5:00.492
4	1	3:33.209 B	58.801	55.310	53.368	45.730	11:38.800	5	1	2:00.154	34.408	33.364	31.887	20.495	7:00.646
5	1	2:51.618	1:17.875	37.451	34.216	22.076	14:30.418	6	1	2:29.363 B	34.342	33.844	32.559	48.618	9:30.009
6	1	2:10.572	38.448	36.458	33.671	21.995	16:40.990	7	1	5:00.602	3:34.096	34.036	31.136	21.334	14:30.611
7	1	2:24.052 B	34.776	35.284	36.481	37.511	19:05.042	8	1	1:59.173	34.849	32.892	31.053	20.379	16:29.784
8	1	6:12.199	4:30.806	39.926	36.395	25.072	25:17.241	9	1	2:31.674 B	33.116	38.307	40.676	39.575	19:01.458
9	1	2:15.588	40.860	36.964	34.064	23.700	27:32.829	10	1	4:24.803	2:56.825	34.693	32.225	21.060	23:26.261
10	1	2:11.704	37.866	37.203	33.941	22.694	29:44.533	11	1	1:59.219	33.098	33.332	31.623	21.166	25:25.480
11	1	2:07.200	36.164	35.559	33.083	22.394	31:51.733	12	1	2:04.475	36.337	34.192	32.615	21.331	27:29.955
12	1	2:05.645	35.983	34.830	32.537	22.295	33:57.378	13	1	2:05.995 B	34.380	33.088	31.301	27.226	29:35.950
13	1	2:05.839	35.273	35.852	32.600	22.114	36:03.217	14	1	5:29.869	4:05.423	32.918	31.230	20.298	35:05.819
14	1	2:07.468	35.066	35.463	34.554	22.385	38:10.685	15	1	1:56.081	32.596	32.418	30.658	20.409	37:01.900
15	1	2:05.463	35.144	34.851	33.239	22.229	40:16.148	16	1	1:57.811	32.621	33.714	31.153	20.323	38:59.711
101 Philippe Gruau Vortex V8 1. Philippe Gruau (JF) 2. Arnaud Gomez C1								110 2TYMRACING KTM X-Bow GT4 1. Miguel Fernandez Yuste 2. José Martínez Bueno C3							
1	1	2:19.673	45.722	38.196	33.657	22.098	2:19.673	1	1	3:12.879	1:19.496	46.758	40.249	26.376	3:12.879
2	1	2:04.517	35.193	35.829	31.913	21.582	4:24.190	2	1	2:33.114	43.388	42.342	41.852	25.532	5:45.993
3	1	2:00.336	34.155	33.941	31.111	21.129	6:24.526	3	1	2:31.020 B	40.940	38.702	36.526	34.852	8:17.013
4	1	2:15.760 B	33.271	33.256	31.670	37.563	8:40.286	4	1	6:37.613	4:59.672	40.110	34.712	23.119	14:54.626
5	1	6:14.569	4:45.892	34.517	33.204	20.956	14:54.855	5	1	2:09.450	37.516	35.971	33.691	22.272	17:04.076
6	1	1:57.238	33.199	32.995	30.538	20.506	16:52.093	6	1	2:43.103 B	39.345	46.044	42.028	35.686	19:47.179
7	1	2:37.661 B	32.477	34.252	44.140	46.792	19:29.754	7	1	5:32.264	4:01.342	35.393	33.311	22.218	25:19.443
8	1	3:33.397	1:58.941	38.570	35.098	20.788	23:03.151	8	1	2:05.427	35.850	34.895	32.561	22.121	27:24.870
9	1	1:55.211	32.213	32.281	30.305	20.412	24:58.362	9	1	2:01.806	33.491	34.163	31.912	22.240	29:26.676
10	1	1:54.556	31.935	32.188	30.058	20.375	26:52.918	10	1	2:01.462	33.220	33.984	31.551	22.707	31:28.138
11	1	2:05.348 B	34.146	34.228	30.858	26.116	28:58.266	11	1	2:12.656 B	35.892	34.289	32.893	29.582	33:40.794
12	1	2:54.805	1:30.627	33.187	30.522	20.469	31:53.071	111 Escuderia Lagun Artea Ginetta G55 GT4 1. Pablo Yeregui Ybarra 2. Daniel Carretero Ortega C3							
13	1	1:57.609	32.969	32.942	30.708	20.990	33:50.680	1	1	2:50.852	1:06.214	40.233	38.944	25.461	2:50.852
14	1	1:59.058	34.434	32.860	31.229	20.535	35:49.738	2	1	2:13.185	38.983	37.190	34.702	22.310	5:04.037
15	1	1:55.657	32.311	32.524	30.418	20.404	37:45.395	3	1	2:02.404	34.234	34.289	32.155	21.726	7:06.441
16	1	2:15.122	32.788	38.159	38.899	25.276	40:00.517	4	1	2:26.879 B	34.041	34.568	34.589	43.681	9:33.320
102 Willi Motorsport Audi R8 GT4 1. David Serban (Jr.) C3								5							
1	1	4:24.435	2:29.482	43.522	42.684	28.747	4:24.435	6	1	4:57.479	3:28.493	34.454	32.297	22.235	14:30.799
2	1	2:30.702	44.033	42.471	38.683	25.515	6:55.137	7	1	2:08.123 B	36.237	34.176	31.735	25.975	16:38.922
3	1	2:39.984 B	40.805	38.993	36.306	43.880	9:35.121	8	1	7:34.907	6:06.092	34.151	32.890	21.774	24:13.829
4	1	5:42.412	3:59.524	41.427	35.834	25.627	15:17.533	9	1	2:05.260	36.990	34.570	31.888	21.812	26:19.089
5	1	2:30.191 B	39.204	38.128	37.335	35.524	17:47.724	10	1	2:04.810 B	33.949	33.896	31.685	25.280	28:23.899
6	1	5:56.999	4:17.269	38.744	36.198	24.788	23:44.723	11	1	5:17.204	3:43.714	37.040	33.462	22.988	33:41.103
7	1	2:15.156	38.730	37.545	35.184	23.697	25:59.879	12	1	2:43.865	35.612	36.698	1:08.670	22.885	36:24.968
8	1	2:14.097	38.101	38.077	34.402	23.517	28:13.976	13	1	2:08.897	36.462	36.098	33.611	22.726	38:33.865
9	1	2:10.428	36.230	36.790	34.156	23.252	30:24.404	14	1	2:08.006	35.944	35.921	33.389	22.752	40:41.871
10	1	2:12.283	36.897	36.931	35.168	23.287	32:36.687	115 Pcr Sport Ferrari 458 1. Josep Mayola Comadira (J) C1							
11	1	2:10.436	36.319	36.480	34.305	23.332	34:47.123	1	1	3:35.183	1:46.884	41.951	39.322	27.026	3:35.183
12	1	2:08.920	36.066	36.415	33.695	22.744	36:56.043	2	1	2:07.915	37.075	36.320	32.671	21.849	5:43.098
13	1	2:50.258 B	48.263	43.928	42.490	35.577	39:46.301	3	1	2:03.645	34.500	34.708	32.790	21.647	7:46.743
107 NM Racing Team Porsche 997 GT3 Cup 1. Jon Aizpurua Sáenz (JF) C2								4							
1	1	15:18.032					15:18.032	5	1	2:52.746 B	43.477	38.726	45.955	44.588	10:39.489
								5							
								1							
								2							
								3							
								4							
								5							

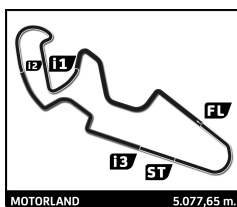


ENTRENAMIENTO LIBRE 1 CER GT

Sector Analysis

■ Personal Best ■ Session Best B Crossing the finish line in the pit lane

Lap	D	Time	Sector 1	Sector 2	Sector 3	Sector 4	Elapsed	Lap	D	Time	Sector 1	Sector 2	Sector 3	Sector 4	Elapsed
6	1	2:25.262 B	36.572	38.132	36.970	33.588	17:45.990								
7	1	5:23.816	3:53.504	35.354	33.608	21.350	23:09.806								
8	1	2:02.617	34.196	34.343	33.171	20.907	25:12.423								
9	1	2:00.415	34.295	34.154	31.674	20.292	27:12.838								
10	1	1:59.368	33.680	33.608	31.602	20.478	29:12.206								
11	1	1:59.103	33.121	33.931	31.407	20.644	31:11.309								
12	1	1:59.701	33.755	33.700	31.417	20.829	33:11.010								
13	1	1:59.487	33.609	33.705	31.556	20.617	35:10.497								
14	1	1:59.032	34.080	33.244	31.280	20.428	37:09.529								
15	1	2:19.048 B	34.903	36.528	36.128	31.489	39:28.577								
117 Deyscom Sport Porsche 997 GT3 Cup C2 1.Oscar Olivas Lopez															
1	1	4:32.540					4:32.540								
2	1	2:10.716					6:43.256								
3	1	10:22.401					17:05.657								
4	1	2:44.202 B					19:49.859								
5	1	4:05.126	2:34.382	37.259	32.205	21.280	23:54.985								
6	1	2:05.126	35.018	34.901	32.103	23.104	26:00.111								
7	1	2:13.060 B	36.581	35.467	32.691	28.321	28:13.171								
8	1	2:40.734	1:13.092	34.993	31.734	20.915	30:53.905								
9	1	2:02.691	34.338	34.599	32.030	21.724	32:56.596								
10	1	2:10.084 B	35.392	35.105	32.479	27.108	35:06.680								
118 Deyscom Sport Porsche 997 GT3 Cup C2 1.Jorge Ramirez Fernandez															
1	1	5:56.268					5:56.268								
2	1	9:27.408					15:23.676								
3	1	2:36.093 B					17:59.769								
4	1	6:15.852	4:39.564	37.397	35.796	23.095	24:15.621								
5	1	2:10.879	37.123	36.184	34.477	23.095	26:26.500								
6	1	2:10.206	35.564	34.949	35.935	23.758	28:36.706								
7	1	2:01.668	33.835	34.305	31.662	21.866	30:38.374								
8	1	2:28.896 B	37.708	40.214	38.578	32.396	33:07.270								
9	1	3:07.885	1:36.673	36.139	33.646	21.427	36:15.155								
10	1	2:02.419	34.853	34.586	31.889	21.091	38:17.574								
11	1	2:27.358 B	36.782			33.572	40:44.932								
119 E2P Esc. Española Pilotos Mosler MT900 C1 1.Manuel Cintrano Gurrea (J) 2.Javier Morcillo Rodriguez															
1	1	2:50.263	1:14.585	38.442	34.112	23.124	2:50.263								
2	1	2:01.555	37.103	33.514	30.793	20.145	4:51.818								
3	1	1:57.119	33.187	32.852	31.216	19.864	6:48.937								
4	1	2:34.636 B	32.053	37.088	39.346	46.149	9:23.573								
5	1	5:30.912	4:00.281	35.935	33.586	21.110	14:54.485								
6	1	2:02.658	36.049	34.232	32.003	20.374	16:57.143								
7	1	2:34.605 B	37.037	38.017	36.119	43.432	19:31.748								
8	1	3:54.889	2:25.959	35.971	32.025	20.934	23:26.637								
9	1	1:59.232	33.753	33.711	30.940	20.828	25:25.869								
10	1	2:04.635	36.798	34.507	32.254	21.076	27:30.504								
11	1	1:59.740	34.784	33.455	31.252	20.249	29:30.244								
12	1	1:57.875	33.279	33.664	30.835	20.097	31:28.119								
13	1	2:02.347	34.893	33.646	31.443	22.365	33:30.466								
14	1	1:59.228	34.217	33.725	31.210	20.076	35:29.694								
15	1	1:57.893	33.120	33.552	30.813	20.408	37:27.587								
16	1	1:57.735	32.965	33.269	31.467	20.034	39:25.322								
17	1	1:57.322	33.444	33.402	30.584	19.892	41:22.644								
126 NM Racing Team Transam Euro C2 1.Albert Estragues Valencia (I) 2.Ignacio Cabezas Ruiz															
1	1	4:48.035	2:44.600	50.716	44.414	28.305	4:48.035								
2	1	2:34.879	46.906	41.948	40.595	25.430	7:22.914								
3	1	2:44.107 B	47.919	42.995	39.614	33.579	10:07.021								
4	1	6:11.587	4:29.313	39.807	37.319	25.148	16:18.608								
5	1	2:26.397 B	39.833	38.302	36.057	32.205	18:45.005								
6	1	5:20.872	3:48.115	36.468	33.961	22.328	24:05.877								
7	1	2:05.672	35.731	34.864	32.939	22.138	26:11.549								
8	1	2:07.902 B	34.795	34.523	32.838	25.746	28:19.451								
9	1	5:24.645	3:35.799	38.115	39.702	31.029	33:44.096								
10	1	2:12.203	35.738	35.018	38.943	22.504	35:56.299								
11	1	2:07.637	37.322	35.135	32.978	22.202	38:03.936								
12	1	2:04.502	35.067	34.693	32.513	22.229	40:08.438								
134 Emmanuel Righi Maserati Trofeo MC GT4 C3 1.Emmanuel Righi 2.Eric Graillard															
1	1	2:46.399	49.652	47.225	42.693	26.829	2:46.399								
2	1	2:25.354	44.072	40.084	36.130	25.068	5:11.753								
3	1	13:28.422 B	38.605	37.522			18:40.175								
4	1	6:38.107	4:36.311	41.911	52.470	27.415	25:18.282								
5	1	2:22.337	41.836	41.348	34.800	24.353	27:40.619								
6	1	2:15.008	39.099	37.236	35.097	23.576	29:55.627								
7	1	2:12.388	38.016	36.909	33.970	23.493	32:08.015								
8	1	2:10.243	37.321	36.357	33.505	23.060	34:18.258								
9	1	2:09.707	37.053	36.289	33.354	23.011	36:27.965								
10	1	2:08.184	36.416	35.923	32.883	22.962	38:36.149								
11	1	2:09.623	36.729	36.022	33.095	23.777	40:45.772								
178 R. A. C Circuito Guadalope Porsche 911 991 GT3 Cup C2 1.Luis López Anós (JF) 2.Alvaro Rodriguez Sastre															
1	1	3:31.249	1:36.767	46.492	41.395	26.595	3:31.249								
2	1	2:26.089 B	38.788	41.547	34.929	30.825	5:57.338								
3	1	10:56.029 B	9:08.787	38.347	38.689	30.206	16:53.367								
4	1	10:59.765 B	9:13.435	41.750	35.741	28.839	27:53.132								
188 NM Racing Team Ginetta G55 GT4 C3 1.Maxime Guillemat (Jr.) 2.Jesús A. De Martin Muñoz															
1	1	4:05.499	2:28.018	38.833	35.063	23.585	4:05.499								
2	1	2:09.730	37.074	35.582	33.872	23.202	6:15.229								
3	1	2:22.749 B	36.720	35.184	34.818	36.027	8:37.978								
4	1	6:22.712	4:48.969	35.656	36.061	22.026	15:00.690								
5	1	2:05.976	37.161	34.714	32.552	21.549	17:06.666								
6	1	2:49.715 B	37.845	46.521	42.756	42.593	19:56.381								
7	1	3:57.227	2:28.310	35.227	32.075	21.615	23:53.608								
8	1	2:02.845	34.481	34.147	32.123	22.094	25:56.453								
9	1	2:09.319 B	34.604	34.411	32.500	27.804	28:05.772								
10	1	4:15.156	2:42.270	36.224	34.175	22.487	32:20.928								
11	1	2:07.164	36.442	35.351	33.248	22.123	34:28.092								
12	1	2:05.614	35.492	35.171	32.882	22.069	36:33.706								
13	1	2:05.175	35.465	35.202	32.613	21.895	38:38.881								
14	1	2:05.329	35.952	34.927	32.606	21.844	40:44.210								



ENTRENAMIENTO LIBRE 2 CER Clase 2-3

Classification

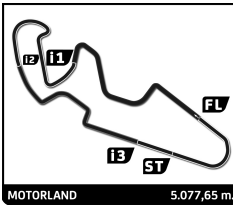
Nr Drivers	Team	Car	Cl.	Time	Lap Total	Gap	Kph
1 27 S. Morera Hernandez / M. Ruiz Medina	SMC Junior Motorsport	Peugeot RCZ	D3	2:09.712	11 12	- -	140.9
2 8 I. Velasco Sanchez / A. Castillo Navas (JF)	VSR Motorsport	Peugeot RCZ	D3	2:09.805	10 11	+0.093 +0.093	140.8
3 19 A. Ciacci (JF)	Lurauto KK	BMW M235i Racing	D3	2:10.299	5 7	+0.587 +0.494	140.3
4 26 A. Sainero Infante (Jr.) / A. Bajo Robles (Jr.)	E2P Esc. Española Pilotos	Peugeot RCZ	D3	2:10.671	6 11	+0.959 +0.372	139.9
5 21 G. Alonso Savarino (JF) / M. Alonso Gentile	Chefo Sport	Peugeot RCZ	D3	2:10.775	4 12	+1.063 +0.104	139.8
6 29 A. Colomina Fajardo / J. Diez Villaroel (JF)	SMC Junior Motorsport	Peugeot RCZ	D3	2:11.540	9 13	+1.828 +0.765	138.9
7 18 J. López Valdivielso (JF) / A. Rodríguez Sastre	CD Plemar Sport	Renault Clio Cup IV	D4	2:12.528	11 12	+2.816 +0.988	137.9
8 33 A. Santos Valle / B. Mendez Lopez	Chefo Sport	Renault Clio Cup IV	D4	2:13.335	5 13	+3.623 +0.807	137.1
9 43 G. Cabañas Fernandez-Capalleja (Jr.) / I. Hernandez Gonzalo (Jr.)	Chefo Sport	Renault Clio Cup IV	D4	2:13.528	9 13	+3.816 +0.193	136.9
10 20 F. Fernandez Gil / V. Fernandez Gil	RC2 Junior Team	Renault Clio Cup IV	D4	2:13.591	10 12	+3.879 +0.063	136.8
11 25 F. Perez Sierra	Ultima Vuelta	Peugeot 207 PROTO	D4	2:13.807	7 11	+4.095 +0.216	136.6
12 55 M. Cejudo Barbolla (Jr.) / J. Cejudo Vicente	Motor Club Sabadell	Renault Clio Cup IV	D4	2:13.860	5 12	+4.148 +0.053	136.5
13 24 J. Rueda (JF)	SMC Junior Motorsport	Renault Clio Cup IV	D4	2:14.016	6 12	+4.304 +0.156	136.4
14 31 A. Aguado Ortega (Jr.) / J. Aguado Ortega (Jr.)	VSR Motorsport	Renault Clio Cup IV	D4	2:14.128	4 11	+4.416 +0.112	136.3
15 38 I. Moreno de Cala Correas / A. Garcia Delicado	SMC Junior Motorsport	Renault Clio Cup IV	D4	2:15.647	5 11	+5.935 +1.519	134.7
16 11 L. Puigtmal	Laurent Puigtmal	Peugeot RCZ	D3	2:16.155	2 3	+6.443 +0.508	134.2
17 37 I. De Ana Morales	Israel de Ana Morales	Peugeot 207	D5	2:16.253	5 7	+6.541 +0.098	134.1
18 86 V. Vallés Piera (JF)	Desguaces La Torre	Ford Fiesta ST Line	O.M.	2:16.469	10 10	+6.757 +0.216	133.9
19 66 J. Carayol Casas	Motor Club Sabadell	Renault Clio Cup IV	D4	2:17.063	9 11	+7.351 +0.594	133.3
20 46 H. Hernandez Benito / B. Hormigos Nicolas	Ultima Vuelta	Mini Challenge	D5	2:17.138	11 12	+7.426 +0.075	133.3
21 89 R. Sabater Saura	Desguaces La Torre	Ford Fiesta ST Line	O.M.	2:21.435	8 11	+11.723 +4.297	129.2
22 87 A. Lafuente Lopez	Desguaces La Torre	Ford Fiesta ST Line	O.M.	2:22.134	9 10	+12.422 +0.699	128.6
23 85 J. Chicoy Madrona	Desguaces La Torre	Ford Fiesta ST Line	O.M.	2:23.265	3 10	+13.553 +1.131	127.6
24 81 M. Grande Garcia (Jr.)	Extremadura Rally Team	Ford Fiesta ST Line	O.M.	2:23.269	7 11	+13.557 +0.004	127.6
25 88 M. Abad Alemany (Jr.)	Moto Club Igualada	Ford Fiesta ST Line	O.M.	2:23.443	11 11	+13.731 +0.174	127.4
26 84 E. Bordas Cotes (Jr.)	Motor Club S.R. Pitiús	Ford Fiesta ST Line	O.M.	2:24.051	7 8	+14.339 +0.608	126.9
27 82 S. Torres Porras (Jr.) / M. Torres Guas	Motor Club S.R. Pitiús	Ford Fiesta ST Line	O.M.	2:24.429	12 12	+14.717 +0.378	126.5
28 97 I. Villar Erasquin / I. Yabar Gorrotxategui	Lurauto KK	Mini Cooper	O.M.	2:24.727	8 12	+15.015 +0.298	126.3
29 95 S. Arribas Palacios	Lurauto KK	Mini Cooper	O.M.	2:25.670	3 7	+15.958 +0.943	125.5
30 83 M. Lombardini Romano	Desguaces La Torre	Ford Fiesta ST Line	O.M.	2:26.758	9 11	+17.046 +1.088	124.5
31 90 I. Lujambio Mintegiuga / R. Alonso Lopez	Lurauto KK	Mini Cooper	O.M.	2:26.844	12 12	+17.132 +0.086	124.5
32 92 L. Garcia Gonzalez / J. Espinosa Arrizabalaga (JF)	Lurauto KK	Mini Cooper	O.M.	2:27.038	11 11	+17.326 +0.194	124.3
33 94 R. Marchesi / D. Carluccio	Lurauto KK	Mini Cooper	O.M.	2:27.146	11 11	+17.434 +0.108	124.2
34 93 M. Huarte (JF) / A. Agurretxe Carrera	Lurauto KK	Mini Cooper	O.M.	2:31.363	10 10	+21.651 +4.217	120.8
35 4 H. Pellefigue (JF) / E. Atkalian (JF)	Henri Pellefigue	Renault Spider	D5				
36 12 J. Campos Toimil	Peña Autocross Arteixo	Renault Clio Cup III	D5				
37 14 H. Van Zoest (JF)	Skualo Competición	Renault Clio Cup IV	D4		3		
38 39 I. Beguiristain Ugarte / P. Herraiz	Club Jarama Sport	Suzuki Swift Cup	O.M.				
39 44 S. Pineda Sanchez	Chefo Sport	Hyundai Getz Cup	O.M.				

Fastest Lap: Lap 11 Moisés Ruiz Medina **2:09.712** 140.9 Kph

Published at:

Track Status: **DRY**

Race Director:	Timekeeper:
-----------------------	--------------------



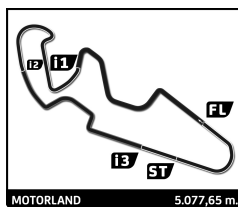
ENTRENAMIENTO LIBRE CER Clase 2-3

Classification

Nr Drivers	Team	Class	Session 1		Session 2		Time	Gap	
			Time	Lap	Time	Lap			
1	27 S. Morera Hernandez/M. Ruiz Medina	SMC Junior Motorsport	D3	2:13.849	9	2:09.712	11	2:09.712	
2	8 I. Velasco Sanchez/A. Castillo Navas (JF)	VSR Motorsport	D3	2:10.517	7	2:09.805	10	2:09.805	+0.093
3	19 A. Ciacci (JF)	Lurauto KK	D3	2:11.690	11	2:10.299	5	2:10.299	+0.587
4	26 A. Sainero Infante (Jr.)/A. Bajo Robles (Jr.)	E2P Esc. Española Pilotos	D3	2:11.586	10	2:10.671	6	2:10.671	+0.959
5	21 G. Alonso Savarino (JF)/M. Alonso Gentile	Chefo Sport	D3	2:14.383	10	2:10.775	4	2:10.775	+1.063
6	29 A. Colomina Fajardo/J. Diez Villaroel (JF)	SMC Junior Motorsport	D3	2:11.213	9	2:11.540	9	2:11.213	+1.501
7	18 J. López Valdivielso (JF)/A. Rodríguez Sastre	CD Plemar Sport	D4	2:17.009	9	2:12.528	11	2:12.528	+2.816
8	33 A. Santos Valle/B. Mendez Lopez	Chefo Sport	D4	2:12.861	9	2:13.335	5	2:12.861	+3.149
9	43 G. Cabañas Fernandez-Capalleja (Jr.)/I. Hernandez Gonzalo (Jr.)	Chefo Sport	D4	2:16.337	11	2:13.528	9	2:13.528	+3.816
10	20 F. Fernandez Gil/V. Fernandez Gil	RC2 Junior Team	D4	2:15.130	6	2:13.591	10	2:13.591	+3.879
11	25 F. Perez Sierra	Ultima Vuelta	D4	2:29.908	4	2:13.807	7	2:13.807	+4.095
12	55 M. Cejudo Barbolla (Jr.)/J. Cejudo Vicente	Motor Club Sabadell	D4	2:14.461	7	2:13.860	5	2:13.860	+4.148
13	24 J. Rueda (JF)	SMC Junior Motorsport	D4	2:14.366	4	2:14.016	6	2:14.016	+4.304
14	31 A. Aguado Ortega (Jr.)/J. Aguado Ortega (Jr.)	VSR Motorsport	D4	2:16.507	9	2:14.128	4	2:14.128	+4.416
15	38 I. Moreno de Cala Correias/A. Garcia Delicado	SMC Junior Motorsport	D4	2:19.652	6	2:15.647	5	2:15.647	+5.935
16	11 L. Puigtmal	Laurent Puigtmal	D3	2:22.693	2	2:16.155	2	2:16.155	+6.443
17	37 I. De Ana Morales	Israel de Ana Morales	D5	2:17.717	6	2:16.253	5	2:16.253	+6.541
18	86 V. Vallés Piera (JF)	Desguaces La Torre	O.M.	2:17.098	10	2:16.469	10	2:16.469	+6.757
19	66 J. Carayol Casas	Motor Club Sabadell	D4	2:17.138	11	2:17.063	9	2:17.063	+7.351
20	46 H. Hernandez Benito/B. Hormigos Nicolas	Ultima Vuelta	D5	2:20.313	4	2:17.138	11	2:17.138	+7.426
21	4 H. Pellefigue (JF)/E. Atkalian (JF)	Henri Pellefigue	D5	2:18.121	7			2:18.121	+8.409
22	12 J. Campos Toimil	Peña Autocross Arteixo	D5	2:21.102	9			2:21.102	+11.390
23	89 R. Sabater Saura	Desguaces La Torre	O.M.	2:21.571	11	2:21.435	8	2:21.435	+11.723
24	87 A. Lafuente Lopez	Desguaces La Torre	O.M.	2:22.833	9	2:22.134	9	2:22.134	+12.422
25	81 M. Grande Garcia (Jr.)	Extremadura Rally Team	O.M.	2:22.573	9	2:23.269	7	2:22.573	+12.861
26	85 J. Chicoy Madrona	Desguaces La Torre	O.M.	2:26.007	6	2:23.265	3	2:23.265	+13.553
27	88 M. Abad Alemany (Jr.)	Moto Club Igualada	O.M.	2:25.063	9	2:23.443	11	2:23.443	+13.731
28	84 E. Bordas Cotes (Jr.)	Motor Club S.R. Pitius	O.M.	2:27.168	11	2:24.051	7	2:24.051	+14.339
29	82 S. Torres Porras (Jr.)/M. Torres Guas	Motor Club S.R. Pitius	O.M.	2:43.939	2	2:24.429	12	2:24.429	+14.717
30	97 I. Villar Erausquin/I. Yabar Gorrotxategui	Lurauto KK	O.M.	2:28.566	9	2:24.727	8	2:24.727	+15.015
31	90 I. Lujambio Mintegiaguia/R. Alonso Lopez	Lurauto KK	O.M.	2:25.031	7	2:26.844	12	2:25.031	+15.319
32	95 S. Arribas Palacios	Lurauto KK	O.M.			2:25.670	3	2:25.670	+15.958
33	83 M. Lombardini Romano	Desguaces La Torre	O.M.	2:30.520	10	2:26.758	9	2:26.758	+17.046
34	92 L. Garcia Gonzalez/J. Espinosa Arrizabalaga (JF)	Lurauto KK	O.M.	2:28.428	6	2:27.038	11	2:27.038	+17.326
35	94 R. Marchesi/D. Carluccio	Lurauto KK	O.M.	2:28.452	7	2:27.146	11	2:27.146	+17.434
36	39 I. Beguiristain Ugarte/P. Herraiz	Club Jarama Sport	O.M.	2:30.113	9			2:30.113	+20.401
37	93 M. Huarte (JF)/A. Agurretxe Carrera	Lurauto KK	O.M.	2:31.242	7	2:31.363	10	2:31.242	+21.530
38	14 H. Van Zoest (JF)	Skualo Competición	D4						
39	44 S. Pineda Sanchez	Chefo Sport	O.M.						

Published at:

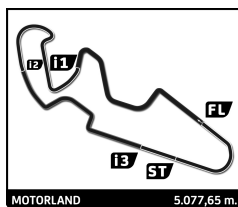
Race Director:	Timekeeper:
----------------	-------------



ENTRENAMIENTO LIBRE 2 CER Clase 2-3

Best Sector Times

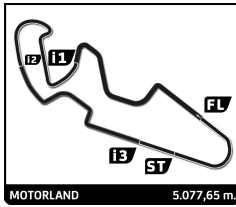
Sector 1		Sector 2		Sector 3		Sector 4		Ideal Lap	Best Lap		
Nr	Driver	Time	Nr	Driver	Time	Nr	Driver	Nr	Lap		
1	8 I.Velasco Sanchez	36.019	27	M.Ruiz Medina	36.200	27	M.Ruiz Medina	33.704	8 I.Velasco Sanchez	22.962	
2	27 M.Ruiz Medina	36.168	8	I.Velasco Sanchez	36.370	19	A.Ciacci (JF)	34.009	19	A.Ciacci (JF)	23.045
3	19 A.Ciacci (JF)	36.358	19	A.Ciacci (JF)	36.419	8	I.Velasco Sanchez	34.059	21	G.Alonso Savarino (JF)	23.087
4	26 A.Sainero Infante (Jr.)	36.597	26	A.Sainero Infante (Jr.)	36.525	26	A.Sainero Infante (Jr.)	34.079	29	A.Colomina Fajardo	23.181
5	21 G.Alonso Savarino (JF)	36.717	21	G.Alonso Savarino (JF)	36.630	21	G.Alonso Savarino (JF)	34.091	26	A.Sainero Infante (Jr.)	23.203
6	18 J.Lopez Valdivieso (JF)	37.009	29	A.Colomina Fajardo	36.943	29	A.Colomina Fajardo	34.160	27	M.Ruiz Medina	23.407
7	55 J.Cejudo Vicente	37.037	31	J.Aguado Ortega (Jr.)	36.964	18	J.Lopez Valdivieso (JF)	34.490	24	J.Rueda (JF)	23.591
8	33 A.Santos Valle	37.056	18	J.Lopez Valdivieso (JF)	37.009	25	F.Perez Sierra	34.642	25	F.Perez Sierra	23.680
9	29 A.Colomina Fajardo	37.062	24	J.Rueda (JF)	37.037	33	A.Santos Valle	34.691	55	J.Cejudo Vicente	23.706
10	43 I.Hernandez Gonzalo (Jr.)	37.414	25	F.Perez Sierra	37.114	55	J.Cejudo Vicente	34.728	11	L.Puigtmal	23.722
11	24 J.Rueda (JF)	37.498	33	A.Santos Valle	37.147	24	J.Rueda (JF)	34.734	31	J.Aguado Ortega (Jr.)	23.733
12	20 V.Fernandez Gil	37.571	20	V.Fernandez Gil	37.189	20	V.Fernandez Gil	34.748	43	I.Hernandez Gonzalo (Jr.)	23.733
13	11 L.Puigtmal	37.647	43	I.Hernandez Gonzalo (Jr.)	37.264	31	J.Aguado Ortega (Jr.)	34.754	18	J.Lopez Valdivieso (JF)	23.775
14	31 J.Aguado Ortega (Jr.)	37.736	55	J.Cejudo Vicente	37.340	43	I.Hernandez Gonzalo (Jr.)	34.819	20	V.Fernandez Gil	23.836
15	25 F.Perez Sierra	37.868	11	L.Puigtmal	37.407	37	I.De Ana Morales	35.151	33	A.Santos Valle	23.857
16	38 A.Garcia Delicado	37.986	38	A.Garcia Delicado	37.576	11	L.Puigtmal	35.235	37	I.De Ana Morales	24.087
17	37 I.De Ana Morales	38.163	37	I.De Ana Morales	37.828	38	A.Garcia Delicado	35.242	66	J.Carayol Casas	24.100
18	46 H.Hernandez Benito	38.334	46	H.Hernandez Benito	38.098	86	V.Vallés Piera (JF)	35.357	86	V.Vallés Piera (JF)	24.132
19	86 V.Vallés Piera (JF)	38.549	86	V.Vallés Piera (JF)	38.191	66	J.Carayol Casas	35.388	38	A.Garcia Delicado	24.164
20	66 J.Carayol Casas	38.721	66	J.Carayol Casas	38.392	46	H.Hernandez Benito	35.560	46	H.Hernandez Benito	24.378
21	89 R.Sabater Saura	39.513	14	H.Van Zoest (JF)	38.653	89	R.Sabater Saura	36.661	87	A.Lafuente Lopez	25.171
22	14 H.Van Zoest (JF)	39.798	87	A.Lafuente Lopez	39.475	85	J.Chicoy Madrona	36.822	89	R.Sabater Saura	25.456
23	87 A.Lafuente Lopez	39.866	89	R.Sabater Saura	39.616	95	S.Arribas Palacios	36.963	81	M.Grande Garcia (Jr.)	25.531
24	84 E.Bordas Cotes (Jr.)	40.099	81	M.Grande Garcia (Jr.)	39.723	81	M.Grande Garcia (Jr.)	37.066	88	M.Abad Alemany (Jr.)	25.572
25	85 J.Chicoy Madrona	40.167	85	J.Chicoy Madrona	39.757	87	A.Lafuente Lopez	37.215	90	R.Alonso Lopez	25.819
26	97 I.Villar Erausquin	40.242	88	M.Abad Alemany (Jr.)	40.207	97	I.Villar Erausquin	37.264	84	E.Bordas Cotes (Jr.)	25.833
27	88 M.Abad Alemany (Jr.)	40.247	84	E.Bordas Cotes (Jr.)	40.297	88	M.Abad Alemany (Jr.)	37.311	85	J.Chicoy Madrona	25.837
28	81 M.Grande Garcia (Jr.)	40.252	95	S.Arribas Palacios	40.372	14	H.Van Zoest (JF)	37.463	95	S.Arribas Palacios	25.927
29	82 M.Torres Guas	40.490	82	M.Torres Guas	40.492	82	M.Torres Guas	37.498	14	H.Van Zoest (JF)	25.934
30	95 S.Arribas Palacios	40.546	97	I.Villar Erausquin	40.535	84	E.Bordas Cotes (Jr.)	37.593	82	M.Torres Guas	25.949
31	90 R.Alonso Lopez	41.113	90	R.Alonso Lopez	40.738	90	R.Alonso Lopez	37.687	92	J.Espinosa Arizabalaga (JF)	26.058
32	94 R.Marchesi	41.128	92	J.Espinosa Arizabalaga (JF)	40.841	92	J.Espinosa Arizabalaga (JF)	38.004	97	I.Villar Erausquin	26.179
33	83 M.Lombardini Romano	41.142	83	M.Lombardini Romano	40.993	83	M.Lombardini Romano	38.009	94	R.Marchesi	26.233
34	92 J.Espinosa Arizabalaga (JF)	41.277	94	R.Marchesi	41.242	94	R.Marchesi	38.101	83	M.Lombardini Romano	26.610
35	93 M.Huarte (JF)	41.816	93	M.Huarte (JF)	41.724	93	M.Huarte (JF)	40.144	93	M.Huarte (JF)	27.199



ENTRENAMIENTO LIBRE 2 CER Clase 2-3

Best Top Speed

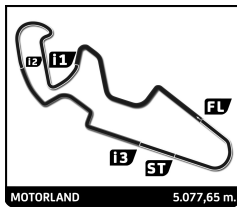
Team	Car	Class	Top Speed	Top 1 Kph Lap	Top 2 Kph Lap	Top 3 Kph Lap	Top 4 Kph Lap	Top 5 Kph Lap	Avg					
19 Lurauto KK	BMW M235i Racing	D3	A. Ciacci (JF)	220.9	7	219.5	3	219.5	5	219.1	4	219.1	6	219,6
8 VSR Motorsport	Peugeot RCZ	D3	I. Velasco	215.1	6	214.7	1	214.3	8	214.3	9	213.9	10	214,5
29 SMC Junior Motorsport	Peugeot RCZ	D3	A. Colomina Fajardo	215.1	10	214.7	11	213.9	1	213.9	13	213.4	5	214,2
11 Laurent Puitgmal	Peugeot RCZ	D3	L. Puigtmal	214.7	2	212.6	3	208.9	1					212,1
21 Chefo Sport	Peugeot RCZ	D3	G. Alonso Savarino (JF)	213.9	8	213.4	12	213.4	9	211.8	11	211.8	5	212,9
26 E2P Esc. Española Pilotos	Peugeot RCZ	D3	A. Salnerio Infante (Jr.)	213.4	9	211.4	10	210.9	11	210.9	8	209.3	5	211,2
27 SMC Junior Motorsport	Peugeot RCZ	D3	M. Ruiz Medina	210.1	9	210.1	8	209.3	11	209.3	10	208.5	12	209,5
43 Chefo Sport	Renault Clio Cup IV	D4	I. Hernandez Gonzalo (Jr.)	209.3	9	206.9	11	204.9	4	204.9	10	204.5	5	206,1
25 Ultima Vuelta	Peugeot 207 PROTO	D4	F. Perez Sierra	208.1	4	206.1	10	206.1	8	205.7	7	205.3	6	206,3
31 VSR Motorsport	Renault Clio Cup IV	D4	J. Aguado Ortega (Jr.)	208.1	7	207.3	2	206.5	3	204.2	10	203.8	4	206,0
55 Motor Club Sabadell	Renault Clio Cup IV	D4	J. Cejudo	207.3	11	206.5	12	206.1	2	206.1	3	204.9	10	206,2
24 SMC Junior Motorsport	Renault Clio Cup IV	D4	J. Rueda (JF)	206.5	10	204.9	11	203.8	9	203.4	8	202.2	4	204,2
37 Israel de Ana Morales	Peugeot 207	D5	I. De Ana Morales	206.1	3	204.9	4	204.2	2	204.2	5	204.2	6	204,7
46 Ultima Vuelta	Mini Challenge	D5	H. Hernandez Benito	205.7	10	205.3	9	204.2	8	204.2	7	203.4	6	204,6
66 Motor Club Sabadell	Renault Clio Cup IV	D4	J. Carayol	204.9	5	204.5	3	204.5	10	203.8	8	203.8	9	204,3
86 Desguaces La Torre	Ford Fiesta ST Line	O.M.	V. Vallés Piera (JF)	204.9	3	204.5	9	204.2	4	203.4	2	202.2	10	203,8
18 CD Plemar Sport	Renault Clio Cup IV	D4	J. López Valdivielso (JF)	204.5	5	204.2	12	203.8	10	202.6	11	202.6	7	203,5
33 Chefo Sport	Renault Clio Cup IV	D4	A. Santos Valle	203.8	13	203.0	11	202.2	1	201.9	4	201.9	12	202,6
20 RC2 Junior Team	Renault Clio Cup IV	D4	V. Fernandez	203.4	8	202.6	10	202.6	9	202.2	12	202.2	4	202,6
38 SMC Junior Motorsport	Renault Clio Cup IV	D4	A. Garcia Delgado	203.4	6	203.0	10	203.0	11	202.6	5	202.6	2	202,9
90 Lurauto KK	Mini Cooper	O.M.	R. Alonso	192.2	1	192.2	8	191.5	9	191.5	12	191.5	3	191,8
14 Skualo Competición	Renault Clio Cup IV	D4	H. Van Zoest (JF)	191.5	1	157.9	2	157.0	3					168,8
94 Lurauto KK	Mini Cooper	O.M.	R. Marchesi	186.9	9	182.1	8	181.2	10	181.2	7	180.6	11	182,4
87 Desguaces La Torre	Ford Fiesta ST Line	O.M.	A. Lafuente	185.9	1	184.3	9	184.0	4	183.1	6	183.1	3	184,1
95 Lurauto KK	Mini Cooper	O.M.	S. Arribas Delgado	185.9	4	185.2	5	184.3	2	176.2	3	152.1	6	176,7
93 Lurauto KK	Mini Cooper	O.M.	M. Huarte (JF)	184.0	8	183.4	7	183.1	10	183.1	6	181.8	9	183,1
97 Lurauto KK	Mini Cooper	O.M.	I. Villar Erausquin	182.7	10	182.4	3	182.4	4	182.4	8	182.1	7	182,4
92 Lurauto KK	Mini Cooper	O.M.	J. Espinosa Arribalago (JF)	182.4	11	182.1	9	182.1	6	181.8	8	180.0	7	181,7
85 Desguaces La Torre	Ford Fiesta ST Line	O.M.	J. Chicoy Marañón	182.1	3	180.9	2	180.6	1	179.1	6	179.1	4	180,4
81 Extremadura Rally Team	Ford Fiesta ST Line	O.M.	M. Grande García (Jr.)	181.8	10	181.5	9	181.5	8	180.9	1	180.6	11	181,3
89 Desguaces La Torre	Ford Fiesta ST Line	O.M.	R. Sabater	181.8	6	181.5	8	181.2	11	180.6	5	180.6	10	181,1
83 Desguaces La Torre	Ford Fiesta ST Line	O.M.	M. Lombardini Romano	180.9	6	180.6	9	180.3	10	180.3	8	178.8	11	180,2
84 Motor Club S.R. Pitius	Ford Fiesta ST Line	O.M.	E. Bordas Cotos (Jr.)	180.9	6	178.8	5	178.5	7	178.2	4	177.0	2	178,7
88 Moto Club Igualada	Ford Fiesta ST Line	O.M.	M. Abad Alemany (Jr.)	180.9	10	179.7	11	179.4	7	178.2	9	177.3	6	179,1
82 Motor Club S.R. Pitius	Ford Fiesta ST Line	O.M.	M. Torres Guas	179.4	4	178.8	12	178.8	10	178.8	6	177.6	8	178,7
4 Henri Pellefigue	Renault Spider	D5												
12 Peña Autocross Arteixo	Renault Clio Cup III	D5												
39 Club Jarama Sport	Suzuki Swift Cup	O.M.												
44 Chefo Sport	Hyundai Getz Cup	O.M.												



ENTRENAMIENTO LIBRE 2 CER Clase 2-3

Fastest Lap Sequence

Elapsed	Nr Team	Car	Class	Driver	Time	Kph	Lap
5:03.007	8 VSR Motorsport	Peugeot RCZ	D3	Ivan Velasco Sanchez	2:14.725	135.7	2
7:15.500	8 VSR Motorsport	Peugeot RCZ	D3	Ivan Velasco Sanchez	2:12.493	137.9	3
7:24.653	21 Chefo Sport	Peugeot RCZ	D3	Gabriel Alonso Savarino (JF)	2:11.770	138.7	3
9:35.428	21 Chefo Sport	Peugeot RCZ	D3	Gabriel Alonso Savarino (JF)	2:10.775	139.8	4
13:49.993	8 VSR Motorsport	Peugeot RCZ	D3	Ivan Velasco Sanchez	2:10.539	140.0	6
15:26.104	19 Lurauto KK	BMW M235i Racing	D3	Angelo Ciacci (JF)	2:10.299	140.3	5
24:04.988	8 VSR Motorsport	Peugeot RCZ	D3	Ivan Velasco Sanchez	2:09.805	140.8	10
28:09.484	27 SMC Junior Motorsport	Peugeot RCZ	D3	Moisés Ruiz Medina	2:09.712	140.9	11

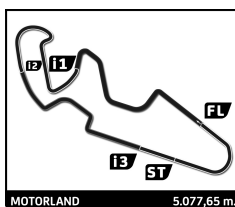


ENTRENAMIENTO LIBRE 2 CER Clase 2-3

Sector Analysis

■ Personal Best ■ Session Best B Crossing the finish line in the pit lane

Lap	D	Time	Sector 1	Sector 2	Sector 3	Sector 4	Elapsed	Lap	D	Time	Sector 1	Sector 2	Sector 3	Sector 4	Elapsed	
8	VSR Motorsport Peugeot RCZ D3 1.Ivan Velasco Sanchez 2.Antonio Castillo Navas (JF)							3	2	2:18.075	38.842	38.493	36.573	24.167	7:37.761	
	1	1	2:48.282	1:02.542	43.264	38.158	24.318	2:48.282	4	2	2:16.311	38.170	38.153	35.570	24.418	9:54.072
	2	1	2:14.725	38.279	37.808	35.197	23.441	5:03.007	5	2	2:15.706	38.194	37.616	35.536	24.360	12:09.778
	3	1	2:12.493	37.666	36.967	34.575	23.285	7:15.500	6	2	2:15.220	37.971	37.569	35.449	24.231	14:24.998
	4	1	2:12.095	36.879	37.232	34.584	23.400	9:27.595	7	2	2:25.210 B	38.275	37.681	36.047	33.207	16:50.208
	5	1	2:11.859	36.840	36.822	34.972	23.225	11:39.454	8	2	3:22.643	1:45.481	37.681	35.263	24.218	20:12.851
	6	1	2:10.539	36.340	36.649	34.313	23.237	13:49.993	9	2	2:14.943	38.200	37.291	35.100	24.352	22:27.794
	7	1	2:22.192 B	37.970	38.342	37.071	28.809	16:12.185	10	2	2:13.591	37.598	37.189	34.968	23.836	24:41.385
	8	1	3:31.861	1:56.078	37.386	34.907	23.490	19:44.046	11	2	2:14.289	37.883	37.310	35.054	24.042	26:55.674
	9	1	2:11.137	37.152	36.793	34.095	23.097	21:55.183	12	2	2:13.983	37.571	37.775	34.748	23.889	29:09.657
	10	1	2:09.805	36.263	36.521	34.059	22.962	24:04.988								
	11	1	2:18.137 B	36.019	36.370	35.950	29.798	26:23.125								
11	Laurent Puigmal Peugeot RCZ D3 1.Laurent Puigmal															
	1	1	2:59.059	1:15.601	41.905	37.005	24.548	2:59.059								
	2	1	2:16.155	38.511	38.342	35.580	23.722	5:15.214								
	3	1	2:17.656 B	37.647	37.407	35.235	27.367	7:32.870								
14	Skualo Competición Renault Clio Cup IV D4 1.Henk Van Zoest (JF)															
	1	1	8:10.374	6:21.705	42.968	39.767	25.934	8:10.374								
	2	1	2:30.556 B	39.798	38.653	37.463	34.642	10:40.930								
	3	1	11:39.963 B	9:43.181	40.478	42.901	33.403	22:20.893								
18	CD Plemar Sport Renault Clio Cup IV D4 1.José Luis López Valdivielso 2.Alvaro Rodríguez Sastre															
	1	1	3:02.059	54.693	52.245	46.750	28.371	3:02.059								
	2	1	2:26.775	42.744	39.756	38.869	25.406	5:28.834								
	3	1	2:20.788	40.326	38.876	36.796	24.790	7:49.622								
	4	1	2:18.803	39.667	38.417	36.027	24.692	10:08.425								
	5	1	2:18.988	38.937	38.818	36.864	24.369	12:27.413								
	6	1	2:20.426	40.207	39.279	35.971	24.969	14:47.839								
	7	1	2:18.391	39.187	38.499	35.863	24.842	17:06.230								
	8	1	2:25.844 B	39.141	38.579	37.593	30.531	19:32.074								
	9	1	3:53.251	2:16.172	37.843	35.313	23.923	23:25.325								
	10	1	2:13.206	37.589	37.049	34.495	24.073	25:38.531								
	11	1	2:12.528	37.228	37.035	34.490	23.775	27:51.059								
12	1	2:12.773	37.009	37.009	34.896	23.859	30:03.832									
19	Lurauto KK BMW M235i Racing D3 1.Angelo Ciacci (JF)															
	1	1	4:40.860	2:52.221	45.674	37.669	25.296	4:40.860								
	2	1	2:19.825	40.590	39.691	36.329	23.215	7:00.685								
	3	1	2:19.108 B	38.267	37.326	34.819	28.696	9:19.793								
	4	1	3:56.012	2:21.165	37.140	34.662	23.045	13:15.805								
	5	1	2:10.299	36.358	36.485	34.397	23.059	15:26.104								
	6	1	2:10.753	37.083	36.419	34.009	23.242	17:36.857								
	7	1	2:18.779 B	36.488	36.819	34.510	30.962	19:55.636								
20	RC2 Junior Team Renault Clio Cup IV D4 1.Felipe Fernandez Gil 2.Victor Fernandez Gil															
	1	2	2:52.965	56.064	48.619	41.995	26.287	2:52.965								
	2	2	2:26.721	42.232	42.246	37.356	24.887	5:19.686								
21	Chefo Sport Peugeot RCZ D3 1.Gabriel Alonso Savarino (J) 2.Mariano Alonso Gentile															
	1	1	2:56.592	1:12.046	41.828	38.775	23.943	2:56.592								
	2	1	2:16.291	38.804	37.987	36.031	23.469	5:12.883								
	3	1	2:11.770	37.473	36.882	34.093	23.322	7:24.653								
	4	1	2:10.775	36.717	36.630	34.091	23.337	9:35.428								
	5	1	2:12.244	37.038	36.743	35.283	23.180	11:47.672								
	6	1	2:11.416	36.742	37.276	34.311	23.087	13:59.088								
	7	1	2:21.454 B	38.182	37.626	35.802	29.844	16:20.542								
	8	1	4:06.354	2:25.991	40.803	35.897	23.663	20:26.896								
	9	1	2:14.787	37.758	37.950	34.996	24.083	22:41.683								
	10	1	2:17.571	39.012	38.889	35.740	23.930	24:59.254								
	11	1	2:13.509	37.698	37.573	34.694	23.544	27:12.763								
12	1	2:13.283	37.131	37.847	34.780	23.525	29:26.046									
24	SMC Junior Motorsport Renault Clio Cup IV D4 1.José Antonio Rueda (JF)															
	1	1	5:20.503	2:50.996	1:00.242	48.992	40.273	5:20.503								
	2	1	2:34.421	50.352	40.494	35.739	27.836	7:54.924								
	3	1	2:16.577	39.261	38.351	35.071	23.894	10:11.501								
	4	1	2:14.688	37.856	37.290	35.736	23.806	12:26.189								
	5	1	2:14.349	38.307	37.420	34.904	23.718	14:40.538								
	6	1	2:14.016	37.951	37.037	34.924	24.104	16:54.554								
	7	1	2:29.210	43.592	43.537	37.410	24.671	19:23.764								
	8	1	2:16.105	37.750	37.361	36.535	24.459	21:39.869								
	9	1	2:17.067	39.056	37.525	36.895	23.591	23:56.936								
	10	1	2:15.330	38.444	38.260	34.734	23.892	26:12.266								
	11	1	2:15.512	38.942	37.300	35.498	23.772	28:27.778								
12	1	2:15.159	37.498	38.238	34.870	24.553	30:42.937									
25	Ultima Vuelta Peugeot 207 PROTO D4 1.Francisco Perez Sierra															
	1	1	2:48.795	59.759	45.021	38.312	25.703	2:48.795								
	2	1	2:18.284	39.394	38.402	36.200	24.288	5:07.079								
	3	1	2:25.755	39.188	43.012	38.857	24.698	7:32.834								
	4	1	2:19.980			35.387	24.253	9:52.814								
	5	1	2:15.276	38.643	37.342	35.257	24.034	12:08.090								
	6	1	2:14.231	38.256	37.114	34.890	23.971	14:22.321								
	7	1	2:13.807	37.868	37.261	34.642	24.036	16:36.128								
	8	1	2:19.664 B	39.079	37.981	35.321	27.283	18:55.792								
	9	1	3:34.308	1:58.221	37.268	34.913	23.906	22:30.100								
	10	1	2:14.880	38.084	38.272	34.844	23.680	24:44.980								
11	1	2:36.667 B	43.412	50.118	35.463	27.674	27:21.647									
26	E2P Esc. Española Pilotos Peugeot RCZ D3 1.Antonio Sainero Infante (Jr) 2.Alvaro Bajo Robles (Jr.)															



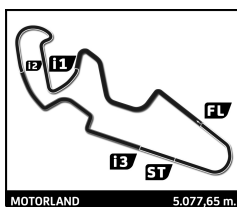
ENTRENAMIENTO LIBRE 2 CER Clase 2-3

Sector Analysis

■ Personal Best
 ■ Session Best
 B Crossing the finish line in the pit lane

Lap	D	Time	Sector 1	Sector 2	Sector 3	Sector 4	Elapsed	Lap	D	Time	Sector 1	Sector 2	Sector 3	Sector 4	Elapsed
5	1	2:33.581 B	40.957	42.014	37.637	32.973	14:04.194								
6	1	3:36.140	1:39.580	44.072	41.438	31.050	17:40.334								
7	1	3:12.709 B	52.927	52.227	47.441	40.114	20:53.043								

97		Lurauto KK		Mini Cooper			
		1.Ion Villar Erasquin		O.M.			
		2.Iñaki Yabar Gorroategui					
1	1	3:43.571	1:48.080	45.041	41.493	28.957	3:43.571
2	1	2:30.629	44.638	41.160	38.161	26.670	6:14.200
3	1	2:27.581	42.804	40.674	37.579	26.524	8:41.781
4	1	2:25.948	40.734	40.694	38.129	26.391	11:07.729
5	1	2:25.730	40.561	40.868	38.048	26.253	13:33.459
6	1	2:25.455	40.828	40.576	37.705	26.346	15:58.914
7	1	2:24.742	40.510	40.789	37.264	26.179	18:23.656
8	1	2:24.727	40.242	40.535	37.552	26.398	20:48.383
9	1	2:25.357	40.517	40.834	37.676	26.330	23:13.740
10	1	2:26.508	40.477	41.484	37.579	26.968	25:40.248
11	1	2:25.419	40.589	40.905	37.652	26.273	28:05.667
12	1	2:25.856	40.660	41.167	37.736	26.293	30:31.523



ENTRENAMIENTO LIBRE 2 CER GT

Classification

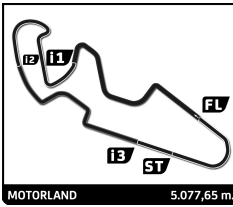
Nr Drivers	Team	Car	Cl.	Time	Lap Total	Gap	Kph
1 101 A. Gomez / P. Gruau (JF)	Philippe Gruau	Vortex V8	C1	1:55.013	5 6	-	158.9
2 115 J. Mayola Comadira (JF)	Pcr Sport	Ferrari 458	C1	1:59.045	7 8	+4.032	153.5
3 16 M. Azcona Troyas (Jr.) / E. Leonov	Tecnicars Racing Team	CUPRA TCR DSG	TCR	1:59.771	4 5	+4.758	152.6
4 118 J. Ramirez Fernandez	Deyscom Sport	Porsche 997 GT3 Cup	C2	2:00.132	4 6	+5.119	152.1
5 7 G. Vicinanza (JF) / Á. Cosin Camps	Monlau Competición	CUPRA TCR	TCR	2:01.707	4 6	+6.694	150.2
6 126 A. Estragues Valencia (Jr.) / I. Cabezas Ruiz	NM Racing Team	Transam Euro	C2	2:02.208	4 7	+7.195	149.6
7 36 G. Aso Arjol	Pcr Sport	CUPRA TCR DSG	TCR	2:02.345	5 7	+7.332	149.4
8 178 L. López Anós (JF) / A. Rodríguez Sastre	R. A. C Circuito Guadalupe	Porsche 911 991 GT3 Cup	C2	2:02.374	3 4	+7.361	149.4
9 17 R. Martínez Bedmar / R. Martínez Bedmar	RC2 Junior Team	CUPRA TCR	TCR	2:02.748	6 7	+7.735	148.9
10 188 M. Guillemat (Jr.) / J. De Martin Muñoz (JF)	NM Racing Team	Ginetta G55 GT4	C3	2:03.307	4 7	+8.294	148.2
11 13 A. Vinyes Dabad (Da)	Baporo Motorsport	CUPRA TCR DSG	TCR	2:03.350	5 7	+8.337	148.2
12 23 D. Ros Fernandez (Jr.) / R. Fernandez Gil	RC2 Junior Team	CUPRA TCR DSG	TCR	2:03.382	5 7	+8.369	148.1
13 72 A. Aristi Aranaga / H. Arruabarrena Rubio	Pcr Sport	CUPRA TCR DSG	TCR	2:03.609	6 7	+8.596	147.9
14 110 J. Martínez Bueno / M. Fernandez Yuste	2TYMRACING	KTM X-Bow GT4	C3	2:04.337	4 6	+9.324	147.0
15 77 R. Ferri (JF) / A. Vescovi (JF)	Baporo Motorsport	CUPRA TCR	TCR	2:05.564	4 6	+10.551	145.6
16 2 E. Hernando Alonso (Jr.) / G. Martin de Andres	SMC Junior Motorsport	Peugeot 308 TCR	TCR	2:05.814	3 3	+10.801	145.3
17 102 D. Serban (Jr.)	Willi Motorsport	Audi R8 GT4	C3	2:06.080	4 6	+11.067	145.0
18 15 A. Cano Ramirez (Da)	Monlau Competición	CUPRA TCR DSG	TCR	2:06.651	4 6	+11.638	144.3
19 70 A. Espuny Juarez	Motor Club Sabadell	CUPRA TCR DSG	TCR	2:07.458	3 6	+12.445	143.4
20 108 K. Kanaroglou	E2P Esc. Española Pilotos	Mosler MT900	C1	2:08.084	5 7	+13.071	142.7
21 117 O. Olivas Lopez	Deyscom Sport	Porsche 997 GT3 Cup	C2	2:08.843	3 4	+13.830	141.9
22 10 V. Dasi Martinez de Vallejo (JF) / J. Parera Martinell (JF)	Pcr Sport	CUPRA TCR DSG	TCR	2:08.973	5 7	+13.960	141.7
23 111 D. Carretero Ortega / P. Yeregui Ybarra	Escuderia Lagun Artea	Ginetta G55 GT4	C3	2:09.963	3 7	+14.950	140.6
24 71 B. Fontan Alcalde / V. Pico Burgos (JF)	Club Jarama Sport	Peugeot 308 Racing Cup.	D2	2:10.088	5 6	+15.075	140.5
25 64 P. Arraou (JF)	Pierre Arraou	Peugeot 308 Racing Cup.	D2	2:15.829	5 6	+20.816	134.6
26 35 E. Lázaro Barcedo (JF)	RC2 Junior Team	Seat Leon Supercopa MK2	D2	2:23.118	4 6	+28.105	127.7
27 107 J. Aizpurua Sáenz (JF)	NM Racing Team	Porsche 997 GT3 Cup	C2				
28 119 J. Morcillo Rodriguez / M. Cintrano Gurrea (JF)	E2P Esc. Española Pilotos	Mosler MT900	C1		5		
29 134 E. Graillard / E. Righi	Emmanuel Righi	Maserati Trofeo MC GT4	C3		2		

Fastest Lap: Lap 5 Philippe Gruau (JF) 1:55.013 158.9 Kph

Published at:

Track Status: **DRY**

Race Director:	Timekeeper:
-----------------------	--------------------



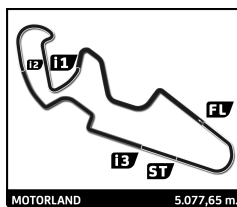
ENTRENAMIENTO LIBRE CER GT

Classification

Nr Drivers	Team	Class	Session 1		Session 2		Time	Gap	
			Time	Lap	Time	Lap			
1 101 A. Gomez/P. Gruau (JF)	Philippe Gruau	C1	1:54.556	10	1:55.013	5	1:54.556		
2 108 K. Kanaroglou	E2P Esc. Española Pilotos	C1	1:56.081	13	2:08.084	5	1:56.081	+1.525	+1.525
3 119 J. Morcillo Rodriguez/M. Cintrano Gurrea (JF)	E2P Esc. Española Pilotos	C1	1:57.119	3			1:57.119	+2.563	+1.038
4 115 J. Mayola Comadira (JF)	Pcr Sport	C1	1:59.032	14	1:59.045	7	1:59.032	+4.476	+1.913
5 16 M. Azcona Troyas (Jr.)/E. Leonov	Tecnics Racing Team	TCR	2:00.925	4	1:59.771	4	1:59.771	+5.215	+0.739
6 118 J. Ramirez Fernandez	Deyscom Sport	C2	2:01.668	7	2:00.132	4	2:00.132	+5.576	+0.361
7 7 G. Vicinanza (JF)/Á. Cosin Camps	Monlau Competición	TCR	2:00.683	14	2:01.707	4	2:00.683	+6.127	+0.551
8 110 J. Martinez Bueno/M. Fernandez Yuste	2TYMRACING	C3	2:01.462	10	2:04.337	4	2:01.462	+6.906	+0.779
9 126 A. Estragues Valencia (Jr.)/I. Cabezas Ruiz	NM Racing Team	C2	2:04.502	12	2:02.208	4	2:02.208	+7.652	+0.746
10 36 G. Aso Arjol	Pcr Sport	TCR	2:02.883	6	2:02.345	5	2:02.345	+7.789	+0.137
11 178 L. López Anós (JF)/A. Rodríguez Sastre	R. A. C Circuito Guadalope	C2			2:02.374	3	2:02.374	+7.818	+0.029
12 111 D. Carretero Ortega/P. Yeregui Ybarra	Escuderia Lagun Artea	C3	2:02.404	3	2:09.963	3	2:02.404	+7.848	+0.030
13 117 O. Olivas Lopez	Deyscom Sport	C2	2:02.691	9	2:08.843	3	2:02.691	+8.135	+0.287
14 17 R. Martínez Bedmar/R. Martínez Bedmar	RC2 Junior Team	TCR	2:03.924	5	2:02.748	6	2:02.748	+8.192	+0.057
15 188 M. Guillemat (Jr.)/J. De Martin Muñoz (JF)	NM Racing Team	C3	2:02.845	8	2:03.307	4	2:02.845	+8.289	+0.097
16 2 E. Hernando Alonso (Jr.)/G. Martin de Andres	SMC Junior Motorsport	TCR	2:02.872	13	2:05.814	3	2:02.872	+8.316	+0.027
17 72 A. Aristi Aranaga/H. Arruabarrena Rubio	Pcr Sport	TCR	2:03.162	8	2:03.609	6	2:03.162	+8.606	+0.290
18 13 A. Vinyes Dabad (Da)	Baporo Motorsport	TCR	2:03.433	13	2:03.350	5	2:03.350	+8.794	+0.188
19 23 D. Ros Fernandez (Jr.)/R. Fernandez Gil	RC2 Junior Team	TCR	2:05.749	13	2:03.382	5	2:03.382	+8.826	+0.032
20 70 A. Espuny Juarez	Motor Club Sabadell	TCR	2:03.788	15	2:07.458	3	2:03.788	+9.232	+0.406
21 15 A. Cano Ramirez (Da)	Monlau Competición	TCR	2:04.520	10	2:06.651	4	2:04.520	+9.964	+0.732
22 77 R. Ferri (JF)/A. Vescovi (JF)	Baporo Motorsport	TCR	2:05.463	15	2:05.564	4	2:05.463	+10.907	+0.943
23 102 D. Serban (Jr.)	Willi Motorsport	C3	2:08.920	12	2:06.080	4	2:06.080	+11.524	+0.617
24 10 V. Dasi Martinez de Vallejo (JF)/J. Parera Martinell (JF)	Pcr Sport	TCR	2:06.200	9	2:08.973	5	2:06.200	+11.644	+0.120
25 134 E. Graillard/E. Righi	Emmanuel Righi	C3	2:08.184	10			2:08.184	+13.628	+1.984
26 71 B. Fontan Alcalde/V. Pico Burgos (JF)	Club Jarama Sport	D2	2:21.982	11	2:10.088	5	2:10.088	+15.532	+1.904
27 64 P. Arraou (JF)	Pierre Arraou	D2	2:17.856	11	2:15.829	5	2:15.829	+21.273	+5.741
28 35 E. Lázaro Barcedo (JF)	RC2 Junior Team	D2	2:15.990	11	2:23.118	4	2:15.990	+21.434	+0.161
29 107 J. Aizpurua Sáenz (JF)	NM Racing Team	C2							

Published at:

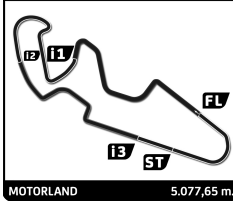
Race Director:	Timekeeper:
----------------	-------------



ENTRENAMIENTO LIBRE 2 CER GT

Best Sector Times

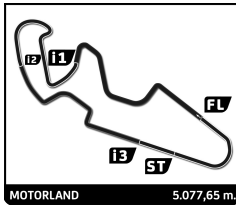
Sector 1		Sector 2		Sector 3		Sector 4		Ideal Lap	Best Lap
Nr	Driver	Time	Nr	Driver	Time	Nr	Driver	Nr	Lap
1	119 M.Cintrano Gurea (JF)	31.734	119	M.Cintrano Gurea (JF)	32.307	119	M.Cintrano Gurea (JF)	20.000	1 119 1:54.076
2	101 P.Gruau (JF)	32.011	101	P.Gruau (JF)	32.340	101	P.Gruau (JF)	20.387	2 101 1:54.919 1:55.013 (1)
3	115 J.Mayola Comadira (JF)	33.129	115	J.Mayola Comadira (JF)	33.426	118	J.Ramirez Fernandez	20.541	3 115 1:58.571 1:59.045 (2)
4	16 E.Leonov	33.330	16	E.Leonov	33.494	115	J.Mayola Comadira (JF)	20.709	4 16 1:59.771 1:59.771 (3)
5	126 A.Estragues Valencia (Jr.)	33.702	7	G.Vicinanza (JF)	33.983	16	E.Leonov	21.156	5 126 2:01.354 2:02.208 (6)
6	36 G.Aso Arjol	33.792	126	A.Estragues Valencia (Jr.)	34.187	7	G.Vicinanza (JF)	21.161	6 7 2:01.507 2:01.707 (5)
7	2 G.Martin de Andres	33.830	17	R.Martinez Bedmar	34.208	17	R.Martinez Bedmar	21.470	7 36 2:01.954 2:02.345 (7)
8	7 G.Vicinanza (JF)	33.842	36	G.Aso Arjol	34.289	126	A.Estragues Valencia (Jr.)	21.646	8 17 2:02.231 2:02.748 (9)
9	13 A.Vinyes Dabad (Da)	34.157	72	H.Arruabarrena Rubio	34.321	36	G.Aso Arjol	21.660	9 178 2:02.374 2:02.374 (8)
10	188 M.Guillemat (Jr.)	34.272	23	D.Ros Fernandez (Jr.)	34.460	178	L.Lopez Anós (JF)	21.763	10 13 2:02.997 2:03.350 (11)
11	23 D.Ros Fernandez (Jr.)	34.334	188	M.Guillemat (Jr.)	34.548	13	A.Vinyes Dabad (Da)	21.796	11 188 2:03.126 2:03.307 (10)
12	17 R.Martinez Bedmar	34.402	108	K.Kanaroglou	34.557	108	K.Kanaroglou	21.799	12 23 2:03.169 2:03.382 (12)
13	72 H.Arruabarrena Rubio	34.408	13	A.Vinyes Dabad (Da)	34.606	23	D.Ros Fernandez (Jr.)	21.869	13 72 2:03.365 2:03.609 (13)
14	178 L.Lopez Anós (JF)	34.435	178	L.Lopez Anós (JF)	34.651	77	A.Vescovi (JF)	21.886	14 2 2:03.785 2:05.814 (16)
15	110 M.Fernandez Yuste	34.703	2	G.Martin de Andres	35.010	188	M.Guillemat (Jr.)	21.897	15 110 2:04.337 2:04.337 (14)
16	70 A.Espuny Juarez	34.890	110	M.Fernandez Yuste	35.090	110	M.Fernandez Yuste	21.900	16 108 2:05.065 2:08.084 (20)
17	102 D.Serban (Jr.)	35.172	77	A.Vescovi (JF)	35.278	117	O.Olivas	21.905	17 70 2:05.174 2:07.458 (19)
18	77 A.Vescovi (JF)	35.354	102	D.Serban (Jr.)	35.284	70	A.Espuny Juarez	22.071	18 77 2:05.237 2:05.564 (15)
19	15 A.Cano Ramirez (Da)	35.423	70	A.Espuny Juarez	35.303	72	H.Arruabarrena Rubio	22.127	19 102 2:05.357 2:06.080 (17)
20	111 P.Yeregui Ybarra	35.837	15	A.Cano Ramirez (Da)	35.674	102	D.Serban (Jr.)	22.200	20 15 2:05.953 2:06.651 (18)
21	108 K.Kanaroglou	35.877	117	O.Olivas	35.743	15	A.Cano Ramirez (Da)	22.246	21 117 2:06.933 2:08.843 (21)
22	10 V.Dasi Martinez de Vallejo (JF)	35.882	10	V.Dasi Martinez de Vallejo (JF)	36.194	2	G.Martin de Andres	22.261	22 10 2:07.847 2:08.973 (22)
23	117 O.Olivas	36.236	71	B.Fontan Alcalde	36.321	10	V.Dasi Martinez de Vallejo (JF)	22.293	23 111 2:09.596 2:09.963 (23)
24	71 B.Fontan Alcalde	36.755	111	P.Yeregui Ybarra	36.712	71	B.Fontan Alcalde	22.937	24 71 2:09.944 2:10.088 (24)
25	64 P.Arrauo (JF)	38.115	118	J.Ramirez Fernandez	37.724	111	P.Yeregui Ybarra	23.208	25 118 2:11.197 2:00.132 (4)
26	35 E.Lázaro Barcedo (JF)	39.254	35	E.Lázaro Barcedo (JF)	38.244	64	P.Arrauo (JF)	24.053	26 64 2:15.829 2:15.829 (25)
27	118 J.Ramirez Fernandez	41.348	64	P.Arrauo (JF)	38.319	35	E.Lázaro Barcedo (JF)	26.147	27 35 2:19.488 2:23.118 (26)
28	134 E.Righi	46.922	134	E.Righi	41.373	134	E.Righi	26.260	28 134 2:32.823



ENTRENAMIENTO LIBRE 2 CER GT

Best Top Speed

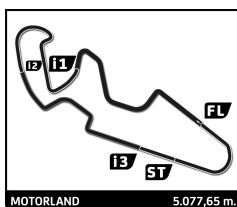
Team	Car	Class	Top Speed	Top 1 Kph Lap	Top 2 Kph Lap	Top 3 Kph Lap	Top 4 Kph Lap	Top 5 Kph Lap	Avg					
119 E2P Esc. Española Pilotos	Mosler MT900	C1	M. Cintrano Gurrea (JF)	259.6	2	259.6	3	257.1	4	254.7	1	162.7	5	238,7
115 Pcr Sport	Ferrari 458	C1	J. Mayola Comadira (JF)	256.5	7	255.9	4	255.3	5	254.7	2	254.7	3	255,4
118 Deyscom Sport	Porsche 997 GT3 Cup	C2	J. Ramirez Fernandez	248.3	4	244.9	3	244.9	5	241.1	2	232.8	1	242,4
178 R. A. C Circuito Guadalope	Porsche 911 991 GT3 Cup	C2	L. López Anós	247.1	3	244.3	2	235.8	1	228.8	4			239,0
101 Philippe Gruau	Vortex V8	C1	P. Gruau (JF)	242.2	5	241.6	2	240.5	4	240.0	3	233.3	1	239,5
108 E2P Esc. Española Pilotos	Mosler MT900	C1	K. Kanaroglo	241.1	6	225.5	5	164.4	3	155.2	2	142.9	1	185,8
102 Willi Motorsport	Audi R8 GT4	C3	D. Serban (Jr.)	239.5	4	238.4	6	237.4	2	236.8	3	236.3	5	237,7
117 Deyscom Sport	Porsche 997 GT3 Cup	C2	O. Olivas	235.8	2	223.6	4	222.2	1	213.0	3			223,7
2 SMC Junior Motorsport	Peugeot 308 TCR	TCR	G. Martin de Andres	232.8	2	220.4	3	204.5	1					219,2
16 Tecnicars Racing Team	CUPRA TCR DSG	TCR	E. Leonov	231.3	1	227.8	4	227.8	5	226.4	2	211.8	3	225,0
126 NM Racing Team	Transam Euro	C2	A. Estragues Valencia (Jr.)	231.3	4	229.8	6	229.3	2	229.3	3	229.3	5	229,8
13 Baporo Motorsport	CUPRA TCR DSG	TCR	A. Vinyes Dabad (Da)	229.3	4	228.8	7	226.4	6	225.9	3	225.9	5	227,3
77 Baporo Motorsport	CUPRA TCR	TCR	A. Vescovi (JF)	229.3	4	226.9	6	225.0	5	224.5	2	220.9	1	225,3
188 NM Racing Team	Ginetta G55 GT4	C3	M. Guillemat (Jr.)	229.3	6	228.3	1	226.9	4	226.9	7	226.4	5	227,6
17 RC2 Junior Team	CUPRA TCR	TCR	R. Martinez Bedmar	228.8	6	228.3	4	228.3	5	225.9	2	225.9	3	227,4
23 RC2 Junior Team	CUPRA TCR DSG	TCR	D. Ros Fernandez (Jr.)	227.8	6	227.4	4	226.9	5	225.9	2	225.5	3	226,7
36 Pcr Sport	CUPRA TCR DSG	TCR	G. Aso Arjol	227.8	4	226.9	5	226.9	6	226.4	1	225.5	3	226,7
10 Pcr Sport	CUPRA TCR DSG	TCR	V. Dasi Martinez de Vallejo (JF)	227.4	4	227.4	6	225.5	5	196.7	2	188.8	3	213,2
15 Monlau Competición	CUPRA TCR DSG	TCR	A. Cano Ramirez (Da)	227.4	5	225.0	4	224.5	3	213.4	2	139.0	1	205,9
7 Monlau Competición	CUPRA TCR	TCR	G. Vicinanza (JF)	226.4	3	226.4	4	226.4	5	225.5	6	161.4	1	213,2
72 Pcr Sport	CUPRA TCR DSG	TCR	H. Arruabarrena Rubio	225.5	6	224.5	3	224.1	5	222.7	4	185.6	2	216,5
70 Motor Club Sabadell	CUPRA TCR DSG	TCR	A. Espuny	225.0	4	223.6	2	223.1	3	223.1	5	210.9	1	221,1
111 Escuderia Lagun Artea	Ginetta G55 GT4	C3	P. Yeregui Ybarra	224.5	4	223.6	6	222.7	5	222.2	2	215.6	3	221,7
110 2TYMRACING	KTM X-Bow GT4	C3	M. Fernandez Yuste	224.1	3	223.1	1	223.1	4	221.3	2	219.5	5	222,2
71 Club Jarama Sport	Peugeot 308 Racing Cup.	D2	B. Fontan	221.8	1	221.3	3	220.9	6	220.4	4	220.4	5	221,0
134 Emmanuel Righi	Maserati Trofeo MC GT4	C3	E. Righi	221.3	1	138.3	2							179,8
64 Pierre Arraou	Peugeot 308 Racing Cup.	D2	P. Arraou (JF)	216.4	3	216.4	5	216.0	4	214.7	2	200.0	1	212,7
35 RC2 Junior Team	Seat Leon Supercopa MK2	D2	E. Lázaro Barcedo (JF)	210.1	6	208.1	3	205.7	2	203.0	5	183.1	1	202,0
107 NM Racing Team	Porsche 997 GT3 Cup	C2												



ENTRENAMIENTO LIBRE 2 CER GT

Fastest Lap Sequence

Elapsed	Nr Team	Car	Class	Driver	Time	Kph	Lap
4:49.397	115 Pcr Sport	Ferrari 458	C1	Josep Mayola Comadira (JF)	2:04.557	146.7	2
6:49.919	115 Pcr Sport	Ferrari 458	C1	Josep Mayola Comadira (JF)	2:00.522	151.7	3
9:07.288	101 Philippe Gruau	Vortex V8	C1	Philippe Gruau (JF)	1:58.724	153.9	2
11:02.997	101 Philippe Gruau	Vortex V8	C1	Philippe Gruau (JF)	1:55.709	158.0	3
14:53.886	101 Philippe Gruau	Vortex V8	C1	Philippe Gruau (JF)	1:55.013	158.9	5

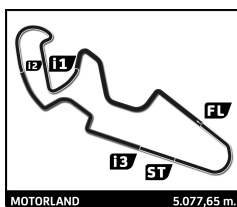


ENTRENAMIENTO LIBRE 2 CER GT

Sector Analysis

Personal Best Session Best B Crossing the finish line in the pit lane

Lap	D	Time	Sector 1	Sector 2	Sector 3	Sector 4	Elapsed	Lap	D	Time	Sector 1	Sector 2	Sector 3	Sector 4	Elapsed				
2	SMC Junior Motorsport Peugeot 308 TCR								2	1	2:12.191	40.301	36.667	33.185	22.038	4:56.115			
	1	Enrique Hernando Alonso (TCR)	3	1	2:03.195	34.881	34.208		32.267	21.839	6:59.310								
	2	Gonzalo Martin de Andres	4	1	2:07.399	37.202	35.152		33.172	21.873	9:06.709								
	1	2	3:56.870 B	2:10.311	40.483	35.962	30.114		3:56.870	5	1	2:03.043	35.075	34.347	31.961	21.660	11:09.752		
		5:22.259	3:51.537	35.777	33.299	21.646	9:19.129			6	1	2:02.748	34.402	34.299	32.289	21.758	13:12.500		
		3	2	2:05.814	33.830	35.010	35.037	21.937	11:24.943			7	1	2:32.860 B	39.744	39.431	42.493	31.192	15:45.360
7	Monlau Competición CUPRA TCR								1	1	2:49.630	1:04.041	43.058	37.614	24.917	2:49.630			
	1	1	3:36.856	1:57.822	37.865	36.004	25.165		3:36.856	2	1	2:10.623	38.475	36.460	33.365	22.323	5:00.253		
	2	1	2:15.934	34.723	34.073	38.668	28.470		5:52.790	3	1	2:08.005	36.635	35.674	33.529	22.167	7:08.258		
	3	1	2:02.154	33.910	34.277	32.168	21.799		7:54.944	4	1	2:04.360	34.999	34.758	32.703	21.900	9:12.618		
	4	1	2:01.707	33.906	34.087	31.883	21.831		9:56.651	5	1	2:03.382	34.334	34.460	32.634	21.954	11:16.000		
	5	1	2:02.134	33.842	33.983	32.168	22.141		11:58.785	6	1	2:08.102 B	34.587	34.492	32.475	26.548	13:24.102		
	6	1	2:12.578 B	34.417	36.789	34.195	27.177		14:11.363			7	1	4:19.058 B	2:13.248	41.730	43.132	40.948	17:43.160
10	Pcr Sport CUPRA TCR DSG								1	1	2:59.385	59.559	48.096	40.862	30.868	2:59.385			
	1	1	2:51.740	58.628	45.127	41.292	26.693		2:51.740	2	1	2:40.116	50.117	44.454	38.679	26.866	5:39.501		
	2	1	2:27.248	41.714	41.325	38.461	25.748		5:18.988	3	1	2:24.905	41.726	40.688	36.319	26.172	8:04.406		
	3	1	2:15.671	38.618	38.361	34.635	24.057		7:34.659	4	1	2:23.118	40.054	39.063	35.843	28.158	10:27.524		
	4	1	2:10.025	37.040	36.194	34.176	22.615		9:44.684	5	1	2:37.225	46.080	45.240	39.758	26.147	13:04.749		
	5	1	2:08.973	35.882	37.007	33.525	22.559		11:53.657	6	1	2:30.324 B	39.254	38.244	35.808	37.018	15:35.073		
	6	1	2:10.530	37.989	36.768	33.527	22.246		14:04.187										
7	1	2:41.892 B	37.220	35.730	45.493	43.449	16:46.079												
13	Baporo Motorsport CUPRA TCR DSG								1	1	3:13.926	1:34.372	39.205	36.786	23.563	3:13.926			
	1	1	2:58.855	1:16.473	39.853	37.354	25.175		2:58.855	2	1	2:15.411	39.358	37.816	34.995	23.242	5:29.337		
	2	1	2:11.311	37.978	37.144	33.983	22.206		5:10.166	3	1	2:07.696 B	34.660	34.350	32.630	26.056	7:37.033		
	3	1	2:04.791	35.091	35.074	32.708	21.918		7:14.957	4	1	2:58.285	1:28.113	35.632	32.744	21.796	10:35.318		
	4	1	2:03.368	34.228	34.606	32.543	21.991		9:18.325	5	1	2:02.345	34.100	34.289	32.108	21.848	12:37.663		
	5	1	2:03.350	34.157	34.847	32.365	21.981		11:21.675	6	1	2:03.073	33.792	35.005	32.077	22.199	14:40.736		
	6	1	2:03.458	34.282	34.699	32.608	21.869		13:25.133	7	1	2:47.670 B	39.080	47.388	45.039	36.163	17:28.406		
7	1	2:15.404 B	34.725	35.067	33.261	32.351	15:40.537												
15	Monlau Competición CUPRA TCR DSG								1	1	4:37.162	2:45.408	45.662	39.663	26.429	4:37.162			
	1	1	3:08.961	1:13.874	42.652	42.398	30.037		3:08.961	2	1	2:20.852	40.432	39.224	36.754	24.442	6:58.014		
	2	1	2:26.769 B	42.602	39.771	36.412	27.984		5:35.730	3	1	2:21.529	39.661	40.077	36.851	24.940	9:19.543		
	3	1	4:14.425	2:39.294	38.604	34.134	22.393		9:50.155	4	1	2:18.306	39.227	38.905	35.655	24.519	11:37.849		
	4	1	2:06.651	35.423	35.674	32.970	22.584		11:56.806	5	1	2:15.829	38.115	38.319	35.342	24.053	13:53.678		
	5	1	2:07.567	35.649	36.841	33.191	21.886		14:04.373	6	1	2:43.818 B	38.275	37.965	45.475	42.103	16:37.496		
6	1	2:38.199 B	36.010	35.419	42.503	44.267	16:42.572												
16	Tecnicals Racing Team CUPRA TCR DSG								1	1	3:04.440	1:26.147	38.655	36.587	23.051	3:04.440			
	1	2	3:02.583	1:28.723	36.561	35.028	22.271		3:02.583	2	1	2:17.933	42.733	38.300	34.340	22.560	5:22.373		
	2	2	2:10.173 B	37.199	34.837	32.565	25.572		5:12.756	3	1	2:07.458	35.889	36.294	33.014	22.261	7:29.831		
	3	2	4:20.002	2:47.207	36.901	33.742	22.152		9:32.758	4	1	2:09.030 B	34.890	35.303	32.720	26.117	9:38.861		
	4	2	1:59.771	33.330	33.494	31.786	21.161		11:32.529	5	1	4:32.809	2:52.170	40.458	37.848	22.333	14:11.670		
5	2	2:07.594 B	35.499	34.235	32.652	25.208	13:40.123	6	1	2:59.982 B	35.833	42.869	56.149	45.131	17:11.652				
17	RC2 Junior Team CUPRA TCR								1	1	2:43.924	52.432	45.805	40.585	25.102	2:43.924			
	1	1	2:43.924	52.432	45.805	40.585	25.102		2:43.924										
23	RC2 Junior Team CUPRA TCR DSG								1	1	2:08.102 B	34.587	34.492	32.475	26.548	13:24.102			
	1	1	2:12.191	40.301	36.667	33.185	22.038		4:56.115										
	3	1	2:03.195	34.881	34.208	32.267	21.839		6:59.310										
	4	1	2:07.399	37.202	35.152	33.172	21.873		9:06.709										
	5	1	2:03.043	35.075	34.347	31.961	21.660		11:09.752										
	6	1	2:02.748	34.402	34.299	32.289	21.758		13:12.500										
	7	1	2:32.860 B	39.744	39.431	42.493	31.192		15:45.360										
23	RC2 Junior Team CUPRA TCR DSG								1	1	2:49.630	1:04.041	43.058	37.614	24.917	2:49.630			
	1	1	3:36.856	1:57.822	37.865	36.004	25.165		3:36.856	2	1	2:10.623	38.475	36.460	33.365	22.323	5:00.253		
	2	1	2:15.934	34.723	34.073	38.668	28.470		5:52.790	3	1	2:08.005	36.635	35.674	33.529	22.167	7:08.258		
	3	1	2:02.154	33.910	34.277	32.168	21.799		7:54.944	4	1	2:04.360	34.999	34.758	32.703	21.900	9:12.618		
	4	1	2:01.707	33.906	34.087	31.883	21.831		9:56.651	5	1	2:03.382	34.334	34.460	32.634	21.954	11:16.000		
	5	1	2:02.134	33.842	33.983	32.168	22.141		11:58.785	6	1	2:08.102 B	34.587	34.492	32.475	26.548	13:24.102		
	6	1	2:12.578 B	34.417	36.789	34.195	27.177		14:11.363										
35	RC2 Junior Team Seat Leon Supercopa MK2								1	1	2:59.385	59.559	48.096	40.862	30.868	2:59.385			
	1	1	2:51.740	58.628	45.127	41.292	26.693		2:51.740	2	1	2:40.116	50.117	44.454	38.679	26.866	5:39.501		
	2	1	2:27.248	41.714	41.325	38.461	25.748		5:18.988	3	1	2:24.905	41.726	40.688	36.319	26.172	8:04.406		
	3	1	2:15.671	38.618	38.361	34.635	24.057		7:34.659	4	1	2:23.118	40.054	39.063	35.843	28.158	10:27.524		
	4	1	2:10.025	37.040	36.194	34.176	22.615		9:44.684	5	1	2:37.225	46.080	45.240	39.758	26.147	13:04.749		
	5	1	2:08.973	35.882	37.007	33.525	22.559		11:53.657	6	1	2:30.324 B	39.254	38.244	35.808	37.018	15:35.073		
6	1	2:10.530	37.989	36.768	33.527	22.246	14:04.187												
7	1	2:41.892 B	37.220	35.730	45.493	43.449	16:46.079												
36	Pcr Sport CUPRA TCR DSG								1	1	3:13.926	1:34.372	39.205	36.786	23.563	3:13.926			
	1	1	2:58.855	1:16.473	39.853	37.354	25.175		2:58.855	2	1	2:15.411	39.358	37.816	34.995	23.242	5:29.337		
	2	1	2:11.311	37.978	37.144	33.983	22.206		5:10.166	3	1	2:07.696 B	34.660	34.350	32.630	26.056	7:37.033		
	3	1	2:04.791	35.091	35.074	32.708	21.918		7:14.957	4	1	2:58.285	1:28.113	35.632	32.744	21.796	10:35.318		
	4	1	2:03.368	34.228	34.606	32.543	21.991		9:18.325	5	1	2:02.345	34.100	34.289	32.108	21.848	12:37.663		
	5	1	2:03.350	34.157	34.847	32.365	21.981		11:21.675	6	1	2:03.073	33.792	35.005	32.077	22.199	14		



ENTRENAMIENTO LIBRE 2 CER GT

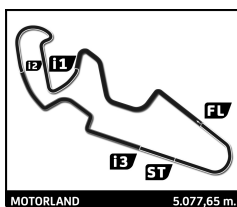
Sector Analysis

■ Personal Best

■ Session Best

■ Crossing the finish line in the pit lane

Lap	D	Time	Sector 1	Sector 2	Sector 3	Sector 4	Elapsed	Lap	D	Time	Sector 1	Sector 2	Sector 3	Sector 4	Elapsed
72	Pcr Sport CUPRA TCR DSG TCR							1. Antonio Aristi Aranaga 2. Harriet Arruabarrena Rubico							
1	1	4:14.819	2:36.223	39.062	35.189	24.345	4:14.819	1	2	4:26.767	2:50.553	39.097	34.451	22.666	4:26.767
2	1	2:13.894	37.424	37.640	35.070	23.760	6:28.713	2	2	2:06.190	35.363	35.512	33.170	22.145	6:32.957
3	1	2:13.006	36.861	39.176	33.761	23.208	8:41.719	3	2	2:05.750	35.166	35.604	32.877	22.103	8:38.707
4	1	2:16.057	37.972	36.321	38.280	23.484	10:57.776	4	2	2:04.337	34.703	35.090	32.639	21.905	10:43.044
5	1	2:10.088	36.755	36.372	33.660	23.301	13:07.864	5	2	2:10.925 B	35.372	35.235	33.017	27.301	12:53.969
6	1	2:17.796 B	37.719	36.777	34.050	29.250	15:25.660	6	2	4:20.893 B	2:07.289	45.299	43.341	44.964	17:14.862
111	Escuderia Lagun Artea Ginetta G55 GT4 C3							1. Daniel Carretero Ortega 2. Pablo Yeregui Ybarra							
1	2	2:49.975	1:01.013	42.588	39.280	27.094	2:49.975	1	2	2:36.657	49.514	41.215	38.484	27.444	2:36.657
2	2	2:27.731	42.440	41.679	38.278	25.334	5:17.706	2	2	2:14.162	38.907	37.600	34.513	23.142	4:50.819
3	2	2:05.750	35.403	35.085	33.065	22.197	7:23.456	3	2	2:09.963	35.837	36.769	34.110	23.247	7:00.782
4	2	2:20.522	37.852	41.437	38.681	22.552	9:43.978	4	2	2:14.192	37.331	38.059	35.865	22.937	9:14.974
5	2	2:04.114	34.982	34.496	32.739	21.897	11:48.092	5	2	2:12.685	36.876	38.121	34.412	23.276	11:27.659
6	2	2:03.609	34.408	34.321	32.940	21.940	13:51.701	6	2	2:12.342	37.252	36.712	34.494	23.884	13:40.001
7	2	2:30.925 B	35.582	38.185	40.578	36.580	16:22.626	7	2	2:32.370 B	37.053	37.300	37.703	40.314	16:12.371
77	Baporo Motorsport CUPRA TCR TCR							1. Roberto Ferri (JF) 2. Alberto Vescoli (JF)							
1	2	3:02.168	1:18.915	39.418	38.843	24.992	3:02.168	1	1	2:44.840	1:01.951	42.324	37.054	23.511	2:44.840
2	2	2:18.964	43.408	37.719	34.595	23.242	5:21.132	2	1	2:04.557	35.890	34.806	32.678	21.183	4:49.397
3	2	2:19.034	39.591	39.600	36.135	23.708	7:40.166	3	1	2:00.522	33.659	33.999	32.066	20.798	6:49.919
4	2	2:05.564	35.681	35.278	32.478	22.127	9:45.730	4	1	2:01.864	33.825	34.159	32.820	21.060	8:51.783
5	2	2:06.289	35.354	35.777	32.825	22.333	11:52.019	5	1	2:01.914	34.051	33.426	33.469	20.968	10:53.697
6	2	2:15.317 B	37.970	37.439	33.310	26.598	14:07.336	6	1	2:00.074	33.398	33.851	32.284	20.541	12:53.771
101	Philippe Gruau Vortex V8 C1							1. Arnaud Gomez 2. Philippe Gruau (JF)							
1	2	7:08.564	5:36.514	37.683	33.003	21.364	7:08.564	7	1	1:59.045	33.129	33.815	31.475	20.626	14:52.816
2	2	1:58.724	33.102	34.083	31.006	20.533	9:07.288	8	1	2:45.380 B	37.826	45.645	41.945	39.964	17:38.196
3	2	1:55.709	32.411	32.340	30.439	20.519	11:02.997	1	1	3:43.803	2:04.036	40.685	36.381	22.701	3:43.803
4	2	1:55.876	32.175	32.615	30.540	20.546	12:58.873	2	1	2:10.305			33.310	22.293	5:54.108
5	2	1:55.013	32.011	32.434	30.181	20.387	14:53.886	3	1	2:08.843	36.236	35.743	33.791	23.073	8:02.951
6	2	2:46.070 B	37.688	45.861	42.843	39.678	17:39.956	4	1	2:12.019 B			32.661	28.843	10:14.970
102	Willi Motorsport Audi R8 GT4 C3							1. David Serban (Jr.)							
1	1	3:02.346	1:22.795	39.624	36.103	23.824	3:02.346	1	1	3:11.396	1:29.482	37.724	42.083	22.107	3:11.396
2	1	2:13.463	39.462	37.732	33.624	22.645	5:15.809	2	1	2:07.936			33.424	21.711	5:19.332
3	1	2:06.967	35.629	35.882	32.977	22.479	7:22.776	3	1	2:03.468			32.383	21.489	7:22.800
4	1	2:06.080	35.895	35.284	32.830	22.071	9:28.856	4	1	2:00.132			31.416	20.709	9:22.932
5	1	2:11.650 B	35.172	35.475	33.500	27.503	11:40.506	5	1	2:05.186			32.505	22.874	11:28.118
6	1	2:33.747 B	56.187	35.432	34.445	27.683	14:14.253	6	1	2:28.705 B	41.348	39.917	37.239	30.201	13:56.823
108	E2P Esc. Española Pilotos Mosler MT900 C1							1. Kosta Kanaroglou							
1	1	3:52.598	2:01.545	41.134	39.713	30.206	3:52.598	1	2	3:00.607	1:27.702	37.086	34.154	21.665	3:00.607
2	1	2:23.672	38.116	38.283	39.851	27.422	6:16.270	2	2	2:05.843 B	34.452	33.384	31.385	26.622	5:06.450
3	1	2:15.566	37.351	36.379	35.353	26.483	8:31.836	3	2	5:41.082	4:17.926	32.760	30.396	20.000	10:47.532
4	1	2:15.994	35.877	36.070	34.360	29.687	10:47.830	4	2	1:59.493 B	31.734	32.307	30.035	25.417	12:47.025
5	1	2:08.084	36.238	35.480	34.166	22.200	12:55.914	5	2	4:48.590 B	2:39.939	47.341	42.556	38.754	17:35.615
6	1	2:04.250	36.669	34.557	32.431	20.593	15:00.164								
7	1	2:45.729 B	39.785	39.938	43.795	42.211	17:45.893								
119	E2P Esc. Española Pilotos Mosler MT900 C1							1. Javier Morcillo Rodriguez 2. Manuel Cintrano Gurrea (J)							
1	2	3:00.607	1:27.702	37.086	34.154	21.665	3:00.607	1	1	3:42.795	2:03.203	40.435	36.309	22.848	3:42.795
2	2	2:05.843 B	34.452	33.384	31.385	26.622	5:06.450	2	1	2:05.188	35.564	34.687	32.832	22.105	5:47.983
3	2	5:41.082	4:17.926	32.760	30.396	20.000	10:47.532								
4	2	1:59.493 B	31.734	32.307	30.035	25.417	12:47.025								
5	2	4:48.590 B	2:39.939	47.341	42.556	38.754	17:35.615								
126	NM Racing Team Transam Euro C2							1. Albert Estragues Valencia 2. Ignacio Cabezas Ruiz							
1	1	3:42.795	2:03.203	40.435	36.309	22.848	3:42.795								
2	1	2:05.188	35.564	34.687	32.832	22.105	5:47.983								

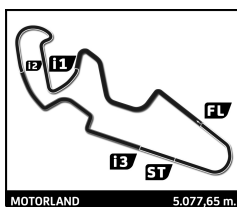


ENTRENAMIENTO LIBRE 2 CER GT

Sector Analysis

■ Personal Best
 ■ Session Best
 B Crossing the finish line in the pit lane

Lap	D	Time	Sector 1	Sector 2	Sector 3	Sector 4	Elapsed	Lap	D	Time	Sector 1	Sector 2	Sector 3	Sector 4	Elapsed
3	1	2:02.671	34.496	34.439	32.049	21.687	7:50.654								
4	1	2:02.208	34.265	34.187	32.286	21.470	9:52.862								
5	1	2:03.535	33.702	35.232	32.659	21.942	11:56.397								
6	1	2:03.948	35.466	34.862	31.995	21.625	14:00.345								
7	1	2:39.934 B	35.466	35.825	44.284	44.359	16:40.279								
134	Emmanuel Righi Maserati Trofeo MC GT4 1. Eric Graillard C3 2. Emmanuel Righi														
1	2	2:59.598	1:11.215	42.328	39.795	26.260	2:59.598								
2	2	2:41.933 B	46.922	41.373	38.268	35.370	5:41.531								
178	R. A. C Circuito Guadalupe Porsche 911 991 GT3 Cup 1. Luis López Anós (JF) C2 2. Alvaro Rodríguez Sastre														
1	1	4:33.463	2:51.794	40.756	38.065	22.848	4:33.463								
2	1	2:06.769	36.293	36.040	32.919	21.517	6:40.232								
3	1	2:02.374	34.435	34.651	32.132	21.156	8:42.606								
4	1	2:13.871 B	35.892	34.741	33.521	29.717	10:56.477								
188	NM Racing Team Ginetta G55 GT4 1. Maxime Guillemat (Jr.) C3 2. Jesús A. De Martín Muñoz														
1	1	3:03.227	1:24.148	39.588	35.749	23.742	3:03.227								
2	1	2:11.237	39.427	36.332	33.445	22.033	5:14.464								
3	1	2:04.857	35.349	34.901	32.543	22.064	7:19.321								
4	1	2:03.307	34.272	34.548	32.724	21.763	9:22.628								
5	1	2:06.490	36.529	35.575	32.565	21.821	11:29.118								
6	1	2:09.777	36.757	36.253	34.418	22.349	13:38.895								
7	1	2:15.184 B	35.171	35.056	32.642	32.315	15:54.079								



ENTRENAMIENTO CRONOMETRADO 1 CER Clase 2-3

Final Classification

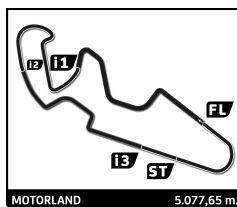
Nr Drivers	Team	Car	Cl.	Time	Lap Total	Gap	Kph	
1	8 I. Velasco / A. Castillo (JF)	VSR Motorsport	Peugeot RCZ	D3	2:08.336	3 5	- -	142.4
2	27 S. Morera / M. Ruiz	SMC Junior Motorsport	Peugeot RCZ	D3	2:08.839	4 7	+0.503 +0.503	141.9
3	19 A. Ciacchi (JF)	Lurauto KK	BMW M235i Racing	D3	2:09.582	3 4	+1.246 +0.743	141.0
4	11 L. Puigtmal	Laurent Puigtmal	Peugeot RCZ	D3	2:09.621	4 6	+1.285 +0.039	141.0
5	26 A. Sainero (Jr.) / A. Bajo (Jr.)	E2P Esc. Española Pilotos	Peugeot RCZ	D3	2:10.112	7 7	+1.776 +0.491	140.5
6	25 F. Perez	Ultima Vuelta	Peugeot 207 PROTO	D4	2:10.613	4 5	+2.277 +0.501	139.9
7	29 A. Colomina / J. Diez (JF)	SMC Junior Motorsport	Peugeot RCZ	D3	2:10.713	5 7	+2.377 +0.100	139.8
8	21 G. Alonso (JF) / M. Alonso	Chefo Sport	Peugeot RCZ	D3	2:12.351	3 7	+4.015 +1.638	138.1
9	55 M. Cejudo (Jr.) / J. Cejudo	Motor Club Sabadell	Renault Clio Cup IV	D4	2:12.572	3 7	+4.236 +0.221	137.9
10	31 A. Aguado (Jr.) / J. Aguado (Jr.)	VSR Motorsport	Renault Clio Cup IV	D4	2:12.652	4 7	+4.316 +0.080	137.8
11	33 A. Santos / B. Mendez	Chefo Sport	Renault Clio Cup IV	D4	2:12.790	6 7	+4.454 +0.138	137.6
12	24 J. Rueda (JF)	SMC Junior Motorsport	Renault Clio Cup IV	D4	2:13.043	6 6	+4.707 +0.253	137.4
13	20 F. Fernandez / V. Fernandez	RC2 Junior Team	Renault Clio Cup IV	D4	2:13.072	7 7	+4.736 +0.029	137.3
14	46 H. Hernandez / B. Hormigos	Ultima Vuelta	Mini Challenge	D5	2:13.610	6 7	+5.274 +0.538	136.8
15	38 I. Moreno de Cala / A. Garcia	SMC Junior Motorsport	Renault Clio Cup IV	D4	2:13.620	7 7	+5.284 +0.010	136.8
16	43 G. Cabañas / I. Hernandez (Jr.)	Chefo Sport	Renault Clio Cup IV	D4	2:14.397	5 7	+6.061 +0.777	136.0
17	14 H. Van Zoest (JF)	Skualo Competición	Renault Clio Cup IV	D4	2:14.776	3 3	+6.440 +0.379	135.6
18	4 H. Pellefigue (JF) / E. Atkalian (JF)	Henri Pellefigue	Renault Spider	D5	2:14.834	7 7	+6.498 +0.058	135.6
19	66 J. Carayol	Motor Club Sabadell	Renault Clio Cup IV	D4	2:16.666	4 7	+8.330 +1.832	133.7
20	18 J. López (JF) / A. Rodriguez	CD Plemar Sport	Renault Clio Cup IV	D4	2:17.731	6 6	+9.395 +1.065	132.7
21	12 J. Campos	Peña Autocross Arteixo	Renault Clio Cup III	D5	2:20.045	6 7	+11.709 +2.314	130.5
22	89 R. Sabater	Desguaces La Torre	Ford Fiesta ST Line	O.M.	2:21.320	3 4	+12.984 +1.275	129.3
23	87 A. Lafuente	Desguaces La Torre	Ford Fiesta ST Line	O.M.	2:21.822	4 5	+13.486 +0.502	128.9
24	81 M. Grande (Jr.)	Extremadura Rally Team	Ford Fiesta ST Line	O.M.	2:22.058	4 6	+13.722 +0.236	128.7
25	90 I. Lujambio / R. Alonso	Lurauto KK	Mini Cooper	O.M.	2:22.193	5 7	+13.857 +0.135	128.5
26	85 J. Chicoy	Desguaces La Torre	Ford Fiesta ST Line	O.M.	2:22.538	3 6	+14.202 +0.345	128.2
27	97 I. Villar / I. Yabar	Lurauto KK	Mini Cooper	O.M.	2:23.716	4 5	+15.380 +1.178	127.2
28	83 M. Lombardini	Desguaces La Torre	Ford Fiesta ST Line	O.M.	2:24.075	6 6	+15.739 +0.359	126.9
29	82 S. Torres (Jr.) / M. Torres	Motor Club S.R. Pitius	Ford Fiesta ST Line	O.M.	2:25.261	6 6	+16.925 +1.186	125.8
30	88 M. Abad (Jr.)	Moto Club Igualada	Ford Fiesta ST Line	O.M.	2:25.718	6 6	+17.382 +0.457	125.4
31	84 E. Bordas (Jr.)	Motor Club S.R. Pitius	Ford Fiesta ST Line	O.M.	2:25.801	2 3	+17.465 +0.083	125.4
32	86 V. Vallés (JF)	Desguaces La Torre	Ford Fiesta ST Line	D5	2:25.966	2 4	+17.630 +0.165	125.2
33	92 L. Garcia / J. Espinosa (JF)	Lurauto KK	Mini Cooper	O.M.	2:26.210	4 6	+17.874 +0.244	125.0
34	94 R. Marchesi / D. Carluccio	Lurauto KK	Mini Cooper	O.M.	2:27.861	3 4	+19.525 +1.651	123.6
35	93 M. Huarte (JF) / A. Agurretxe (Da)	Lurauto KK	Mini Cooper	O.M.	2:29.284	6 6	+20.948 +1.423	122.4
36	39 I. Beguiristain / P. Herraiz	Club Jarama Sport	Suzuki Swift Cup	O.M.	2:32.113	2 2	+23.777 +2.829	120.2
37	37 I. De Ana	Israel de Ana Morales	Peugeot 207	D5				
38	95 S. Arribas	Lurauto KK	Mini Cooper	O.M.				

Fastest Lap: Lap 3 | Ivan Velasco | **2:08.336** | 142.4 Kph

Published at:

Track Status: **DRY**


Stewards:	Timekeeper:
-----------	-------------



ENTRENAMIENTO CRONOMETRADO 1 CER Clase 2-3

Best Sector Times

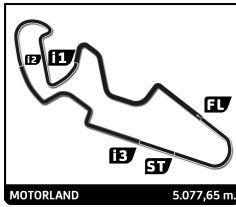
Sector 1		Sector 2		Sector 3		Sector 4		Ideal Lap	Best Lap
Nr	Driver	Time	Nr	Driver	Time	Nr	Driver	Nr	Lap
1	8 I.Velasco Sanchez	35.899	8 I.Velasco Sanchez	35.936	27 S.Morera Hernandez	33.314	19 A.Ciacchi (JF)	22.713	1 8 2:08.126 2:08.336 (1)
2	19 A.Ciacchi (JF)	35.911	27 S.Morera Hernandez	36.191	8 I.Velasco Sanchez	33.395	8 I.Velasco Sanchez	22.896	2 27 2:08.497 2:08.839 (2)
3	27 S.Morera Hernandez	35.921	11 L.Puigtmal	36.340	11 L.Puigtmal	33.678	29 A.Colomina Fajardo	22.953	3 19 2:09.193 2:09.582 (3)
4	11 L.Puigtmal	36.217	29 A.Colomina Fajardo	36.486	19 A.Ciacchi (JF)	33.737	11 L.Puigtmal	23.003	4 11 2:09.238 2:09.621 (4)
5	26 A.Sainero Infante (Jr.)	36.245	26 A.Sainero Infante (Jr.)	36.548	26 A.Sainero Infante (Jr.)	33.790	27 S.Morera Hernandez	23.071	5 26 2:09.771 2:10.112 (5)
6	25 F.Perez Sierra	36.614	25 F.Perez Sierra	36.710	29 A.Colomina Fajardo	33.973	26 A.Sainero Infante (Jr.)	23.188	6 29 2:10.276 2:10.713 (7)
7	21 G.Alonso Saverino (JF)	36.704	19 A.Ciacchi (JF)	36.832	25 F.Perez Sierra	34.100	25 F.Perez Sierra	23.189	7 25 2:10.613 2:10.613 (6)
8	33 A.Santos Valle	36.844	38 I.Moreno de Cala Correas	36.911	55 M.Cejudo Barbolia (Jr.)	34.217	31 G.Alonso Saverino (JF)	23.211	8 21 2:11.067 2:12.351 (8)
9	29 A.Colomina Fajardo	36.864	21 G.Alonso Saverino (JF)	36.925	21 G.Alonso Saverino (JF)	34.227	31 A.Aguado Ortega (Jr.)	23.412	9 31 2:11.724 2:12.652 (10)
10	31 A.Aguado Ortega (Jr.)	36.875	24 J.Rueda (JF)	36.928	31 A.Aguado Ortega (Jr.)	34.400	55 M.Cejudo Barbolia (Jr.)	23.564	10 55 2:11.947 2:12.572 (9)
11	24 J.Rueda (JF)	37.065	31 A.Aguado Ortega (Jr.)	37.037	33 A.Santos Valle	34.487	38 I.Moreno de Cala Correas	23.611	11 33 2:12.072 2:12.790 (11)
12	55 M.Cejudo Barbolia (Jr.)	37.070	33 A.Santos Valle	37.070	24 J.Rueda (JF)	34.489	33 A.Santos Valle	23.671	12 24 2:12.186 2:13.043 (12)
13	20 F.Fernandez Gil	37.203	55 M.Cejudo Barbolia (Jr.)	37.096	20 F.Fernandez Gil	34.568	43 G.Cabales Fernandez-Castillo (Jr.)	23.698	13 20 2:12.887 2:13.072 (13)
14	46 H.Hernandez Benito	37.266	20 F.Fernandez Gil	37.260	46 H.Hernandez Benito	34.693	24 J.Rueda (JF)	23.704	14 38 2:13.105 2:13.620 (15)
15	38 I.Moreno de Cala Correas	37.691	14 H.Van Zoest (JF)	37.370	43 G.Cabales Fernandez-Castillo (Jr.)	34.817	20 F.Fernandez Gil	23.856	15 46 2:13.386 2:13.610 (14)
16	43 G.Cabales Fernandez-Castillo (Jr.)	37.743	46 H.Hernandez Benito	37.387	38 I.Moreno de Cala Correas	34.892	14 H.Van Zoest (JF)	23.909	16 43 2:13.969 2:14.397 (16)
17	4 H.Pellefigue (JF)	37.775	43 G.Cabales Fernandez-Castillo (Jr.)	37.711	4 H.Pellefigue (JF)	35.000	46 H.Hernandez Benito	24.040	17 14 2:14.776 2:14.776 (17)
18	66 J.Carayol Casas	38.229	4 H.Pellefigue (JF)	37.738	14 H.Van Zoest (JF)	35.084	66 J.Carayol Casas	24.179	18 4 2:14.805 2:14.834 (18)
19	86 V.Vallés Plera (JF)	38.288	66 J.Carayol Casas	38.469	18 J.López Valdivieso (JF)	35.400	18 J.López Valdivieso (JF)	24.277	19 66 2:16.522 2:16.666 (19)
20	14 H.Van Zoest (JF)	38.413	18 J.López Valdivieso (JF)	38.547	66 J.Carayol Casas	35.645	4 H.Pellefigue (JF)	24.292	20 18 2:17.059 2:17.731 (20)
21	12 J.Campos Toimil	38.823	12 J.Campos Toimil	38.886	86 V.Vallés Plera (JF)	35.984	86 V.Vallés Plera (JF)	24.315	21 86 2:17.813 2:25.966 (32)
22	18 J.López Valdivieso (JF)	38.835	86 V.Vallés Plera (JF)	39.226	12 J.Campos Toimil	36.328	12 J.Campos Toimil	24.946	22 12 2:18.983 2:20.045 (21)
23	89 R.Sabater Saura	39.584	89 R.Sabater Saura	39.630	89 R.Sabater Saura	36.633	90 I.Lujambio Mintegiaga	25.007	23 89 2:21.260 2:21.320 (22)
24	87 A.Lafuente Lopez	39.700	81 M.Grande Garcia (Jr.)	39.689	90 I.Lujambio Mintegiaga	36.741	89 R.Sabater Saura	25.413	24 90 2:21.559 2:22.193 (25)
25	90 I.Lujambio Mintegiaga	39.839	87 A.Lafuente Lopez	39.723	87 A.Lafuente Lopez	36.840	87 A.Lafuente Lopez	25.434	25 87 2:21.697 2:21.822 (23)
26	81 M.Grande Garcia (Jr.)	39.921	90 I.Lujambio Mintegiaga	39.972	85 J.Chicoy Madrona	36.845	81 M.Grande Garcia (Jr.)	25.469	26 81 2:21.980 2:22.058 (24)
27	85 J.Chicoy Madrona	40.017	85 J.Chicoy Madrona	40.017	81 M.Grande Garcia (Jr.)	36.901	83 M.Lombardini Romano	25.602	27 85 2:22.517 2:22.538 (26)
28	97 I.Villar Erausquin	40.053	83 M.Lombardini Romano	40.222	97 I.Villar Erausquin	37.111	85 J.Chicoy Madrona	25.638	28 97 2:23.655 2:23.716 (27)
29	83 M.Lombardini Romano	40.461	97 I.Villar Erausquin	40.497	83 M.Lombardini Romano	37.622	88 M.Abad Alemany (Jr.)	25.701	29 83 2:23.907 2:24.075 (28)
30	82 S.Torres Porras (Jr.)	40.536	88 M.Abad Alemany (Jr.)	40.577	92 L.Garcia Gonzalez	37.658	97 I.Villar Erausquin	25.994	30 82 2:25.042 2:25.261 (29)
31	88 M.Abad Alemany (Jr.)	40.600	82 S.Torres Porras (Jr.)	40.672	84 E.Bordas Cotes (Jr.)	37.810	82 S.Torres Porras (Jr.)	26.000	31 88 2:25.082 2:25.718 (30)
32	84 E.Bordas Cotes (Jr.)	40.880	84 E.Bordas Cotes (Jr.)	40.699	82 S.Torres Porras (Jr.)	37.834	92 L.Garcia Gonzalez	26.027	32 84 2:25.578 2:25.801 (31)
33	92 L.Garcia Gonzalez	40.969	92 L.Garcia Gonzalez	41.049	94 R.Marchesi	38.100	84 E.Bordas Cotes (Jr.)	26.189	33 92 2:25.703 2:26.210 (33)
34	93 M.Huarte (JF)	41.709	94 R.Marchesi	41.452	88 M.Abad Alemany (Jr.)	38.204	94 R.Marchesi	26.448	34 94 2:27.850 2:27.861 (34)
35	94 R.Marchesi	41.850	93 M.Huarte (JF)	41.773	39 I.Beguiristain Ugarte	38.437	93 M.Huarte (JF)	26.721	35 93 2:28.904 2:29.284 (35)
36	39 I.Beguiristain Ugarte	41.919	39 I.Beguiristain Ugarte	42.278	93 M.Huarte (JF)	38.701	39 I.Beguiristain Ugarte	27.162	36 39 2:29.796 2:32.113 (36)



ENTRENAMIENTO CRONOMETRADO 1 CER Clase 2-3

Best Top Speed

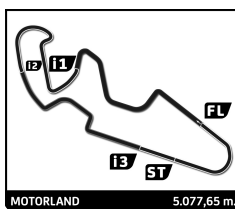
Team	Car	Class	Top Speed	Top 1 Kph Lap	Top 2 Kph Lap	Top 3 Kph Lap	Top 4 Kph Lap	Top 5 Kph Lap	Avg
19 Lurauto KK	BMW M235i Racing	D3	A. Ciacci (JF)	218.6	2 218.2	3 217.3	1 216.9	4	217,8
11 Laurent Puitgmal	Peugeot RCZ	D3	L. Puigtmal	215.1	3 214.7	4 214.3	5 213.4	2 210.5	1 213,6
26 E2P Esc. Española Pilotos	Peugeot RCZ	D3	A. Sainero Infante (Jr.)	214.7	7 213.9	4 210.9	5 210.5	1 210.5	2 212,1
8 VSR Motorsport	Peugeot RCZ	D3	I. Velasco	213.9	2 213.0	3 213.0	5 186.2	1 182.1	4 201,6
21 Chefo Sport	Peugeot RCZ	D3	G. Alonso Savarino (JF)	213.9	6 213.0	3 213.0	4 212.6	5 206.9	1 211,9
29 SMC Junior Motorsport	Peugeot RCZ	D3	A. Colomina Fajardo	213.9	5 213.4	2 213.0	1 213.0	3 213.0	7 213,3
27 SMC Junior Motorsport	Peugeot RCZ	D3	S. Morera Hernandez	210.5	6 210.1	1 209.3	3 208.5	2 208.5	4 209,4
25 Ultima Vuelta	Peugeot 207 PROTO	D4	F. Perez Sierra	208.1	4 205.7	3 204.9	2 204.9	5 202.2	1 205,2
31 VSR Motorsport	Renault Clio Cup IV	D4	A. Aguado Ortega (Jr.)	208.1	3 207.7	4 207.7	5 207.7	6 206.1	2 207,5
38 SMC Junior Motorsport	Renault Clio Cup IV	D4	I. Moreno de Cala Correas	208.1	5 207.3	3 207.3	7 205.3	2 202.2	4 206,0
24 SMC Junior Motorsport	Renault Clio Cup IV	D4	J. Rueda (JF)	207.3	5 203.4	4 203.0	6 202.6	3 201.9	2 203,6
55 Motor Club Sabadell	Renault Clio Cup IV	D4	M. Cejudo Barbolla (Jr.)	206.5	5 206.1	6 205.7	2 205.7	4 204.9	3 205,8
43 Chefo Sport	Renault Clio Cup IV	D4	G. Gabarra Fernandez-Capitajo (Jr.)	206.1	3 204.5	5 204.5	7 203.8	6 203.4	2 204,5
66 Motor Club Sabadell	Renault Clio Cup IV	D4	J. Carayol	205.7	7 205.3	3 204.9	5 204.5	6 203.0	4 204,7
33 Chefo Sport	Renault Clio Cup IV	D4	A. Santos Valle	204.9	3 203.8	5 202.2	2 202.2	6 201.1	4 202,8
18 CD Plemar Sport	Renault Clio Cup IV	D4	J. López Valdivielso (JF)	204.2	5 203.0	3 202.6	4 202.6	6 199.3	2 202,3
14 Skualo Competición	Renault Clio Cup IV	D4	H. Van Zoest (JF)	203.8	2 203.0	3 200.7	1		202,5
20 RC2 Junior Team	Renault Clio Cup IV	D4	F. Fernandez	203.4	5 203.0	6 202.6	3 202.2	4 202.2	7 202,7
46 Ultima Vuelta	Mini Challenge	D5	H. Hernandez Benito	203.0	4 202.6	5 201.9	6 201.5	3 200.7	2 201,9
86 Desguaces La Torre	Ford Fiesta ST Line	O.M.	V. Vallés Píera (JF)	203.0	2 157.7	3 149.8	1 149.2	4	164,9
4 Henri Pellefigue	Renault Spider	D5	H. Pellefigue (JF)	202.6	3 200.7	7 200.4	1 200.4	2 199.6	4 200,7
12 Peña Autocross Arteixo	Renault Clio Cup III	D5	J. Campos Toimil	194.2	3 191.2	2 191.2	5 190.8	6 187.8	1 191,0
90 Lurauto KK	Mini Cooper	O.M.	I. Lujambio Minteguaga	191.5	5 190.8	6 190.5	3 190.1	7 189.8	4 190,5
87 Desguaces La Torre	Ford Fiesta ST Line	O.M.	A. Lafuente	185.2	1 182.4	3 181.8	4 181.2	2 172.0	5 180,5
97 Lurauto KK	Mini Cooper	O.M.	I. Villar Erausquin	184.0	4 183.4	5 181.8	3 180.9	2 177.6	1 181,5
93 Lurauto KK	Mini Cooper	O.M.	M. Huarte (JF)	183.7	1 183.7	4 183.4	5 182.4	2 180.9	3 182,8
83 Desguaces La Torre	Ford Fiesta ST Line	O.M.	M. Lombardini Romano	183.1	5 181.8	4 181.5	3 180.9	1 180.6	6 181,6
89 Desguaces La Torre	Ford Fiesta ST Line	O.M.	R. Sabater	182.7	3 180.9	4 180.3	2 178.8	1	180,7
81 Extremadura Rally Team	Ford Fiesta ST Line	O.M.	M. Grande Garcia (Jr.)	182.4	2 181.8	4 181.2	3 180.9	5 180.6	6 181,4
92 Lurauto KK	Mini Cooper	O.M.	L. García González	181.2	5 180.3	2 180.0	1 180.0	4 179.4	3 180,2
82 Motor Club S.R. Pitius	Ford Fiesta ST Line	O.M.	S. Torres Porras (Jr.)	180.6	2 180.3	6 180.0	1 180.0	3 180.0	4 180,2
94 Lurauto KK	Mini Cooper	O.M.	R. Marchesi	180.3	3 177.3	2 173.9	1 173.9	4	176,4
39 Club Jarama Sport	Suzuki Swift Cup	O.M.	I. Beguiristain Ugarte	180.0	2 176.5	1			178,3
85 Desguaces La Torre	Ford Fiesta ST Line	O.M.	J. Chicoy Madroña	180.0	1 178.2	3 177.9	4 177.6	2 177.6	5 178,3
88 Moto Club Igualada	Ford Fiesta ST Line	O.M.	M. Abad Alemany (Jr.)	179.1	5 177.6	3 177.6	4 177.3	6 168.2	1 176,0
84 Motor Club S.R. Pitius	Ford Fiesta ST Line	O.M.	E. Bordas Cotes (Jr.)	177.6	2 169.3	1 166.7	3		171,2
37 Israel de Ana Morales	Peugeot 207	D5							
95 Lurauto KK	Mini Cooper	O.M.							



ENTRENAMIENTO CRONOMETRADO 1 CER Clase 2-3

Fastest Lap Sequence

Elapsed	Nr Team	Car	Class	Driver	Time	Kph	Lap
4:41.209	19 Lurauto KK	BMW M235i Racing	D3	Angelo Ciacci (JF)	2:10.390	140.2	2
6:42.224	8 VSR Motorsport	Peugeot RCZ	D3	Ivan Velasco Sanchez	2:08.880	141.8	2
6:58.279	27 SMC Junior Motorsport	Peugeot RCZ	D3	Sergi Morera Hernandez	2:08.846	141.9	3
8:50.560	8 VSR Motorsport	Peugeot RCZ	D3	Ivan Velasco Sanchez	2:08.336	142.4	3

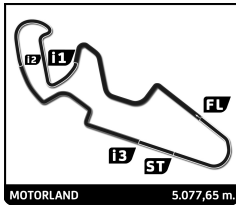


ENTRENAMIENTO CRONOMETRADO 1 CER Clase 2-3

Sector Analysis

■ Personal Best ■ Session Best ■ Crossing the finish line in the pit lane

Lap	D	Time	Sector 1	Sector 2	Sector 3	Sector 4	Elapsed	Lap	D	Time	Sector 1	Sector 2	Sector 3	Sector 4	Elapsed											
4								Renault Spider D5																		
1. Henri Pellefigue (JF) 2. Edouard Atkalian (JF)																										
1	1	2:38.755	54.278	41.279	38.026	25.172	2:38.755	2	1	2:20.629	40.023	39.755	36.123	24.728	4:59.384											
3	1	2:17.789	39.517	37.837	36.143	24.292	7:17.173	4	1	2:19.026	38.840	39.416	36.282	24.488	9:36.199											
5	1	2:16.733	38.482	37.928	35.837	24.486	11:52.932	6	1	2:18.698	38.659	39.876	35.632	24.531	14:11.630											
7	1	2:14.834	37.775	37.738	35.000	24.321	16:26.464	20																		
1. Ivan Velasco Sanchez 2. Antonio Castillo Navas (JF)																		Renault Clio Cup IV D4								
1. Gabriel Alonso Savarino (J) 2. Mariano Alonso Gentile																										
1	1	2:50.970	59.732	43.527	39.895	27.816	2:50.970	2	1	2:21.414	40.723	38.443	38.241	24.007	5:12.384											
3	1	2:13.710	37.458	37.708	34.634	23.910	7:26.094	4	1	2:16.204	37.361	38.014	36.613	24.216	9:42.298											
5	1	2:21.239	39.898	39.955	37.466	23.920	12:03.537	6	1	2:13.229	37.296	37.260	34.568	24.105	14:16.766											
7	1	2:13.072	37.203	37.272	34.741	23.856	16:29.838	21																		
1. Laurent Puitgmal																			Peugeot RCZ D3							
1. Gabriel Alonso Savarino (J) 2. Mariano Alonso Gentile																										
1	1	2:38.253	53.179	42.097	37.478	25.499	2:38.253	2	1	2:17.890	39.953	37.986	35.691	24.260	4:56.143											
3	1	2:12.351	37.706	37.205	34.227	23.213	7:08.494	4	1	2:20.081	37.633	42.505	36.732	23.211	9:28.575											
5	1	2:13.856	36.704	36.925	36.367	23.860	11:42.431	6	1	2:12.968	37.713	37.187	34.442	23.626	13:55.399											
7	1	2:29.209B	36.795	37.664	39.573	35.177	16:24.608	24																		
1. José Antonio Rueda (JF)																			Renault Clio Cup IV D4							
1. Francisco Perez Sierra																										
1	1	3:57.227	2:05.609	42.370	43.676	25.572	3:57.227	2	1	2:16.116	39.470	37.989	34.712	23.945	6:13.343											
3	1	2:13.201	37.370	37.560	34.567	23.704	8:26.544	4	1	2:13.293	37.065	37.244	35.030	23.954	10:39.837											
5	1	2:14.371	37.432	36.928	35.921	24.090	12:54.208	6	1	2:13.043	37.542	37.160	34.489	23.852	15:07.251											
25								Peugeot 207 PROTO D4																		
1. Antonio Sainero Infante (Jr) 2. Alvaro Bajo Robles (Jr.)																										
1	1	3:16.671	1:35.318	40.858	36.257	24.238	3:16.671	2	1	2:15.931	37.832	38.543	35.410	24.146	5:32.602											
3	1	2:13.475	38.539	36.988	34.516	23.432	7:46.077	4	1	2:10.613	36.614	36.710	34.100	23.189	9:56.690											
5	1	2:34.096B	38.386	46.924	38.742	30.044	12:30.786	26																		
1. José Luis López Valdiviela 2. Alvaro Rodriguez Sastre																				Peugeot RCZ D3						
1. Sergio Morera Hernandez 2. Moisés Ruiz Medina																										
1	1	3:03.095	1:19.220	42.300	37.230	24.345	3:03.095	2	1	2:14.597	39.067	37.352	34.332	23.846	5:17.692											
3	1	2:13.888	36.245	37.540	34.903	25.200	7:31.580	4	1	2:11.110	36.360	36.965	33.795	23.990	9:42.690											
5	1	2:12.393	37.959	37.387	33.826	23.221	11:55.083	6	1	2:13.328	36.890	37.115	36.135	23.188	14:08.411											
7	1	2:10.112	36.460	36.548	33.790	23.314	16:18.523	27																		
1. Sergio Morera Hernandez 2. Moisés Ruiz Medina																										
1	1	2:38.320	55.627	40.257	37.454	24.982	2:38.320	2	1	2:11.113	36.913	36.733	34.040	23.427	4:49.433											
3	1	2:08.846	36.082	36.191	33.502	23.071	6:58.279																			
19																										
1. Angelo Ciacci (JF)																										
1	1	2:30.819	50.267	40.949	35.799	23.804	2:30.819																			



ENTRENAMIENTO CRONOMETRADO 1 CER Clase 2-3

Sector Analysis

■ Personal Best ■ Session Best B Crossing the finish line in the pit lane

Lap	D	Time	Sector 1	Sector 2	Sector 3	Sector 4	Elapsed
4	1	2:08.839	35.921	36.223	33.314	23.381	9:07.118
5	1	2:27.885	39.248	41.213	42.585	24.839	11:35.003
6	1	2:10.298	36.403	36.588	33.923	23.384	13:45.301
7	1	2:47.175 B	38.753	45.856	44.552	38.014	16:32.476

29		SMC Junior Motorsport		Peugeot RCZ D3			
		1.Alfonso Colomina Fajardo		2.Jesús Díez Villaruel (JF)			
1	1	2:44.151	58.764	41.902	38.295	25.190	2:44.151
2	1	2:18.293	41.529	38.227	35.189	23.348	5:02.444
3	1	2:12.881	37.158	37.382	35.016	23.325	7:15.325
4	1	2:11.883	37.384	36.811	34.449	23.239	9:27.208
5	1	2:10.713	36.977	36.581	34.202	22.953	11:37.921
6	1	2:29.667	44.724	40.382	39.809	24.752	14:07.588
7	1	2:10.991	36.864	36.486	33.973	23.668	16:18.579

31		VSR Motorsport		Renault Clio Cup IV D4			
		1.Antonio Aguado Ortega (Jr)		2.Javier Aguado Ortega (Jr.)			
1	1	2:56.611	1:09.529	43.470	39.149	24.463	2:56.611
2	1	2:17.743	38.836	39.958	35.217	23.732	5:14.354
3	1	2:13.520	37.978	37.730	34.400	23.412	7:27.874
4	1	2:12.652	37.126	37.088	34.836	23.602	9:40.526
5	1	2:15.833	39.016	38.813	34.511	23.493	11:56.359
6	1	2:13.175	36.875	37.037	35.494	23.769	14:09.534
7	1	2:25.846 B	38.056	40.715	38.020	29.055	16:35.380

33		Chefo Sport		Renault Clio Cup IV D4			
		1.Angel Santos Valle		2.Bruno Mendez Lopez			
1	1	2:59.768	1:10.619	46.055	38.687	24.407	2:59.768
2	1	2:13.941	37.939	37.421	34.783	23.798	5:13.709
3	1	2:12.888	37.531	37.199	34.487	23.671	7:26.597
4	1	2:13.609	37.249	37.445	35.012	23.903	9:40.206
5	1	2:20.493	39.715	39.893	37.199	23.686	12:00.699
6	1	2:12.790	36.844	37.070	34.928	23.948	14:13.489
7	1	2:28.222 B	38.212	40.645	39.063	30.302	16:41.711

38		SMC Junior Motorsport		Renault Clio Cup IV D4			
		1.Iñigo Moreno de Cala Corra		2.Antonio A. Garcia Delicado			
1	1	3:03.008	1:15.844	43.999	38.093	25.072	3:03.008
2	1	2:18.565	40.066	38.232	36.252	24.015	5:21.573
3	1	2:15.588	38.275	38.030	35.592	23.691	7:37.161
4	1	2:17.379	37.783	37.825	37.930	23.841	9:54.540
5	1	2:13.957	37.948	37.506	34.892	23.611	12:08.497
6	1	2:19.907	39.103	38.566	37.171	25.067	14:28.404
7	1	2:13.620	37.691	36.911	35.176	23.842	16:42.024

39		Club Jarama Sport		Suzuki Swift Cup O.M.			
		1.Iñaki Beguiristain Ugarte		2.Pedro José Herraiz			
1	1	3:41.078	1:45.354	46.623	41.939	27.162	3:41.078
2	1	2:32.113	41.919	42.278	38.437	29.479	6:13.191

43		Chefo Sport		Renault Clio Cup IV D4			
		1.Gonzalo Cabañas Fernand		2.Ivan Hernandez Gonzalo (
1	1	3:02.546	1:12.897	44.914	38.792	25.943	3:02.546
2	1	2:18.145	39.099	38.919	35.996	24.131	5:20.691
3	1	2:15.802	38.443	38.336	35.325	23.698	7:36.493
4	1	2:17.124	38.186	37.711	36.833	24.394	9:53.617

Lap	D	Time	Sector 1	Sector 2	Sector 3	Sector 4	Elapsed
5	1	2:14.397	37.905	37.772	34.963	23.757	12:08.014
6	1	2:14.570	37.909	37.911	34.817	23.933	14:22.584
7	1	2:15.447	37.743	37.770	35.229	24.705	16:38.031

46		Ultima Vuelta		Mini Challenge D5			
		1.Hector Hernandez Benito		2.Borja Hormigos Nicolas			
1	1	3:33.372	1:34.781	44.587	46.293	27.711	3:33.372
2	1	2:17.371	39.460	37.891	35.381	24.639	5:50.743
3	1	2:14.159	37.266	37.463	35.096	24.334	8:04.902
4	1	2:16.683	39.460	38.095	34.944	24.184	10:21.585
5	1	2:15.403	38.553	37.477	34.872	24.501	12:36.988
6	1	2:13.610	37.490	37.387	34.693	24.040	14:50.598
7	1	2:34.123 B	41.040	42.577	38.788	31.718	17:24.721

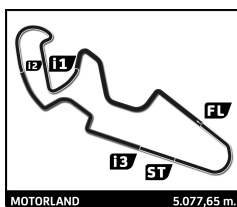
55		Motor Club Sabadell		Renault Clio Cup IV D4			
		1.Marc Cejudo Barbolla (Jr.)		2.Jose Luis Cejudo Vicente			
1	1	2:33.341	46.084	42.411	37.937	26.909	2:33.341
2	1	2:18.418	39.504	38.849	36.000	24.065	4:51.759
3	1	2:12.572	37.388	37.403	34.217	23.564	7:04.331
4	1	2:13.944	37.296	38.136	34.677	23.835	9:18.275
5	1	2:12.952	37.320	37.096	34.425	24.111	11:31.227
6	1	2:17.084	38.967	37.618	36.835	23.664	13:48.311
7	1	2:21.848 B	37.070	37.922	36.151	30.705	16:10.159

66		Motor Club Sabadell		Renault Clio Cup IV D4			
		1.Julio Carayol Casas					
1	1	2:43.185	51.002	44.320	40.894	26.969	2:43.185
2	1	2:25.954	43.806	40.912	36.506	24.730	5:09.139
3	1	2:23.295	40.363	41.482	37.189	24.261	7:32.434
4	1	2:16.666	38.232	38.568	35.645	24.221	9:49.100
5	1	2:17.564	38.873	38.469	35.954	24.268	12:06.664
6	1	2:18.369	38.685	39.652	35.853	24.179	14:25.033
7	1	2:17.400	38.229	38.981	35.778	24.412	16:42.433

81		Extremadura Rally Team		Ford Fiesta ST Line O.M.			
		1.Miguel Grande Garcia (Jr.)					
1	1	3:07.790	1:18.143	45.120	38.319	26.208	3:07.790
2	1	2:25.952	41.377	41.300	37.567	25.708	5:33.742
3	1	2:22.898	40.092	39.951	37.205	25.650	7:56.640
4	1	2:22.058	39.921	39.689	36.979	25.469	10:18.698
5	1	2:23.325	40.251	40.430	37.039	25.605	12:42.023
6	1	2:22.741	40.140	39.813	36.901	25.887	15:04.764

82		Motor Club S.R. Pitius		Ford Fiesta ST Line O.M.			
		1.Sergio Torres Porras (Jr.)		2.Marcelo Torres Guas			
1	1	3:09.975	1:21.157	43.483	38.975	26.360	3:09.975
2	1	2:26.461	41.551	40.904	37.881	26.125	5:36.436
3	1	2:25.960	40.812	41.078	37.847	26.223	8:02.396
4	1	2:26.102	40.891	41.291	37.920	26.000	10:28.498
5	1	2:25.300	40.659	40.755	37.863	26.023	12:53.798
6	1	2:25.261	40.536	40.672	37.834	26.219	15:19.059

83		Desguaces La Torre		Ford Fiesta ST Line O.M.			
		1.Martin Lombardini Romanc					
1	1	3:11.278	1:18.831	45.771	40.204	26.472	3:11.278
2	1	2:25.933	40.673	41.205	37.807	26.248	5:37.211

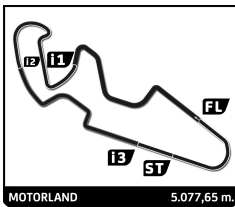


ENTRENAMIENTO CRONOMETRADO 1 CER Clase 2-3

Sector Analysis

■ Personal Best ■ Session Best B Crossing the finish line in the pit lane

Lap	D	Time	Sector 1	Sector 2	Sector 3	Sector 4	Elapsed	Lap	D	Time	Sector 1	Sector 2	Sector 3	Sector 4	Elapsed
3	1	2:25.767	40.461	40.927	37.931	26.448	8:02.978	4	1	2:22.478	39.885	39.972	37.255	25.366	10:04.965
4	1	2:26.084	40.855	40.977	37.968	26.284	10:29.062	5	1	2:22.193	39.839	40.191	37.118	25.045	12:27.158
5	1	2:37.163	40.485	44.967	46.109	25.602	13:06.225	6	1	2:22.347	40.129	40.067	36.741	25.410	14:49.505
6	1	2:24.075	40.496	40.222	37.622	25.735	15:30.300	7	1	2:26.737	42.955	40.449	36.839	26.494	17:16.242
84		Motor Club S.R. Pitius Ford Fiesta ST Line 1.Enric Bordas Cotes (Jr.) O.M.						92		Lurauto KK Mini Cooper 1.Luís M. García Gonzalez O.M. 2.Jorge Espinosa Arrizabalaga					
1	1	10:24.403	8:31.523	44.398	41.317	27.165	10:24.403	1	1	3:08.722	1:13.849	45.865	41.449	27.559	3:08.722
2	1	2:25.801	41.103	40.699	37.810	26.189	12:50.204	2	1	2:29.742	42.420	42.822	38.140	26.360	5:38.464
3	1	2:31.344	40.880	43.966	38.372	28.126	15:21.548	3	1	2:26.518	41.612	41.221	37.658	26.027	8:04.982
85		Desguaces La Torre Ford Fiesta ST Line 1.José Antonio Chicoy Madr O.M.						93		Lurauto KK Mini Cooper 1.Mikel Huarte (JF) O.M. 2.Ainara Agurretxe Carrera					
1	1	3:09.437	1:22.424	42.388	38.901	25.724	3:09.437	1	1	3:13.478	1:14.823	49.079	42.218	27.358	3:13.478
2	1	2:23.452	40.064	40.348	37.008	26.032	5:32.889	2	1	2:31.625	42.483	42.149	39.381	27.612	5:45.103
3	1	2:22.538	40.017	40.017	36.845	25.659	7:55.427	3	1	2:30.103	42.068	42.613	38.701	26.721	8:15.206
4	1	2:22.824	40.086	40.070	37.030	25.638	10:18.251	4	1	2:29.822	41.709	41.773	39.341	26.999	10:45.028
5	1	2:47.493	46.478	49.293	45.843	25.879	13:05.744	5	1	2:30.150	42.020	42.220	38.865	27.045	13:15.178
6	1	2:24.037	40.400	40.220	37.390	26.027	15:29.781	6	1	2:29.284	41.721	41.844	38.761	26.958	15:44.462
86		Desguaces La Torre Ford Fiesta ST Line 1.Vicente Gabriel Vallés Pier O.M.						94		Lurauto KK Mini Cooper 1.Riccardo Marchesi O.M. 2.Diego Carluccio					
1	1	3:51.811	1:52.494	44.599	44.074	30.644	3:51.811	1	1	6:28.127	4:33.827	45.603	40.309	28.388	6:28.127
2	1	2:25.966	46.039	39.628	35.984	24.315	6:17.777	2	1	2:32.694	44.689	41.812	39.047	27.146	9:00.821
3	1	2:26.551	38.288	40.894	38.929	28.440	8:44.328	3	1	2:27.861	41.850	41.463	38.100	26.448	11:28.682
4	1	2:48.357 B	45.264	39.226	46.050	37.817	11:32.685	4	1	2:35.481 B	43.044	41.452	38.832	32.153	14:04.163
87		Desguaces La Torre Ford Fiesta ST Line 1.Angel Lafuente Lopez O.M.						97		Lurauto KK Mini Cooper 1.Ion Villar Erausquin O.M. 2.Iñaki Yabar Gorrotategui					
1	1	3:08.048	1:20.252	44.006	37.747	26.043	3:08.048	1	1	6:07.513	4:20.645	41.560	38.860	26.448	6:07.513
2	1	2:23.603	41.174	40.005	36.957	25.467	5:31.651	2	1	2:24.286	40.391	40.568	37.277	26.050	8:31.799
3	1	2:23.206	40.922	39.796	37.054	25.434	7:54.857	3	1	2:24.754	40.053	40.681	37.934	26.086	10:56.553
4	1	2:21.822	39.700	39.723	36.840	25.559	10:16.679	4	1	2:23.716	40.114	40.497	37.111	25.994	13:20.269
5	1	2:34.442 B	39.862	40.604	41.178	32.798	12:51.121	5	1	2:24.767	40.447	40.829	37.253	26.238	15:45.036
88		Moto Club Igualada Ford Fiesta ST Line 1.Marcel Abad Alemany (Jr.) O.M.													
1	1	3:40.110	1:36.612	48.813	47.511	27.174	3:40.110								
2	1	2:41.380	40.983	46.277	41.587	32.533	6:21.490								
3	1	2:28.125	42.669	41.373	38.204	25.879	8:49.615								
4	1	2:26.873	41.140	40.577	39.342	25.814	11:16.488								
5	1	2:25.773	40.664	40.898	38.510	25.701	13:42.261								
6	1	2:25.718	40.600	40.603	38.703	25.812	16:07.979								
89		Desguaces La Torre Ford Fiesta ST Line 1.Rubén Sabater Saura O.M.													
1	1	3:04.950	1:16.448	44.218	38.637	25.647	3:04.950								
2	1	2:21.409	39.584	39.676	36.633	25.516	5:26.359								
3	1	2:21.320	39.640	39.630	36.637	25.413	7:47.679								
4	1	2:27.068 B	40.529	39.639	37.526	29.374	10:14.747								
90		Lurauto KK Mini Cooper 1.Iker Lujambio Minteguiaga O.M. 2.Roberto Alonso Lopez													
1	1	2:43.544	53.656	43.080	40.993	25.815	2:43.544								
2	1	2:35.020	44.171	40.660	42.258	27.931	5:18.564								
3	1	2:23.923	40.164	41.689	37.063	25.007	7:42.487								



ENTRENAMIENTO CRONOMETRADO 2 CER Clase 2-3

Final Classification

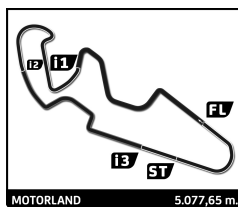
Nr Drivers	Team	Car	Cl.	Time	Lap Total	Gap	Kph	
1	8 I. Velasco / A. Castillo (JF)	VSR Motorsport	Peugeot RCZ	D3	2:08.156	3 5	- -	142.6
2	11 L. Puigmal	Laurent Puitgmal	Peugeot RCZ	D3	2:09.015	6 6	+0.859 +0.859	141.7
3	26 A. Sainero (Jr.) / A. Bajo (Jr.)	E2P Esc. Española Pilotos	Peugeot RCZ	D3	2:09.038	2 5	+0.882 +0.023	141.6
4	19 A. Ciacci (JF)	Lurauto KK	BMW M235i Racing	D3	2:09.600	2 4	+1.444 +0.562	141.0
5	21 G. Alonso (JF) / M. Alonso	Chefo Sport	Peugeot RCZ	D3	2:10.075	2 5	+1.919 +0.475	140.5
6	29 A. Colomina / J. Diez (JF)	SMC Junior Motorsport	Peugeot RCZ	D3	2:10.559	4 5	+2.403 +0.484	140.0
7	25 F. Perez	Ultima Vuelta	Peugeot 207 PROTO	D4	2:11.163	3 4	+3.007 +0.604	139.3
8	18 J. López (JF) / A. Rodriguez	CD Plemar Sport	Renault Clio Cup IV	D4	2:11.461	3 6	+3.305 +0.298	139.0
9	27 S. Morera / M. Ruiz	SMC Junior Motorsport	Peugeot RCZ	D3	2:11.706	3 6	+3.550 +0.245	138.8
10	33 A. Santos / B. Mendez	Chefo Sport	Renault Clio Cup IV	D4	2:11.862	4 7	+3.706 +0.156	138.6
11	14 H. Van Zoest (JF)	Skualo Competición	Renault Clio Cup IV	D4	2:12.447	5 7	+4.291 +0.585	138.0
12	55 M. Cejudo (Jr.) / J. Cejudo	Motor Club Sabadell	Renault Clio Cup IV	D4	2:12.462	3 6	+4.306 +0.015	138.0
13	31 A. Aguado (Jr.) / J. Aguado (Jr.)	VSR Motorsport	Renault Clio Cup IV	D4	2:13.295	3 6	+5.139 +0.833	137.1
14	43 G. Cabañas / I. Hernandez (Jr.)	Chefo Sport	Renault Clio Cup IV	D4	2:13.431	7 7	+5.275 +0.136	137.0
15	24 J. Rueda (JF)	SMC Junior Motorsport	Renault Clio Cup IV	D4	2:14.062	2 3	+5.906 +0.631	136.3
16	66 J. Carayol	Motor Club Sabadell	Renault Clio Cup IV	D4	2:15.151	3 6	+6.995 +1.089	135.2
17	20 F. Fernandez / V. Fernandez	RC2 Junior Team	Renault Clio Cup IV	D4	2:15.588	5 7	+7.432 +0.437	134.8
18	4 H. Pellefigue (JF) / E. Atkalian (JF)	Henri Pellefigue	Renault Spider	D5	2:18.570	2 5	+10.414 +2.982	131.9
19	12 J. Campos	Peña Autocross Arteixo	Renault Clio Cup III	D5	2:18.612	2 5	+10.456 +0.042	131.9
20	89 R. Sabater	Desguaces La Torre	Ford Fiesta ST Line	O.M.	2:20.785	3 5	+12.629 +2.173	129.8
21	87 A. Lafuente	Desguaces La Torre	Ford Fiesta ST Line	O.M.	2:21.001	2 6	+12.845 +0.216	129.6
22	81 M. Grande (Jr.)	Extremadura Rally Team	Ford Fiesta ST Line	O.M.	2:22.355	4 6	+14.199 +1.354	128.4
23	85 J. Chicoy	Desguaces La Torre	Ford Fiesta ST Line	O.M.	2:23.186	5 6	+15.030 +0.831	127.6
24	38 I. Moreno de Cala / A. Garcia	SMC Junior Motorsport	Renault Clio Cup IV	D4	2:23.257	5 6	+15.101 +0.071	127.6
25	88 M. Abad (Jr.)	Moto Club Igualada	Ford Fiesta ST Line	O.M.	2:23.760	5 6	+15.604 +0.503	127.1
26	82 S. Torres (Jr.) / M. Torres	Motor Club S.R. Pitius	Ford Fiesta ST Line	O.M.	2:24.920	5 6	+16.764 +1.160	126.1
27	90 I. Lujambio / R. Alonso	Lurauto KK	Mini Cooper	O.M.	2:25.072	6 7	+16.916 +0.152	126.0
28	83 M. Lombardini	Desguaces La Torre	Ford Fiesta ST Line	O.M.	2:25.102	5 5	+16.946 +0.030	126.0
29	84 E. Bordas (Jr.)	Motor Club S.R. Pitius	Ford Fiesta ST Line	O.M.	2:25.234	3 5	+17.078 +0.132	125.8
30	97 I. Villar / I. Yabar	Lurauto KK	Mini Cooper	O.M.	2:27.385	5 6	+19.229 +2.151	124.0
31	92 L. Garcia / J. Espinosa (JF)	Lurauto KK	Mini Cooper	O.M.	2:27.435	5 6	+19.279 +0.050	124.0
32	94 R. Marchesi / D. Carluccio	Lurauto KK	Mini Cooper	O.M.	2:27.607	5 6	+19.451 +0.172	123.8
33	93 M. Huarte (JF) / A. Agurretxe (Da)	Lurauto KK	Mini Cooper	O.M.	2:35.209	4 5	+27.053 +7.602	117.8
34	46 H. Hernandez / B. Hormigos	Ultima Vuelta	Mini Challenge	D5	2:42.652	2 2	+34.496 +7.443	112.4
35	37 I. De Ana	Israel de Ana Morales	Peugeot 207	D5				
36	39 I. Beguiristain / P. Herraiz	Club Jarama Sport	Suzuki Swift Cup	O.M.				
37	86 V. Vallés (JF)	Desguaces La Torre	Ford Fiesta ST Line	D5		1		
38	95 S. Arribas	Lurauto KK	Mini Cooper	O.M.				

Fastest Lap: Lap 3 Antonio Castillo (JF) 2:08.156 142.6 Kph

Published at:

Track Status: **DRY**

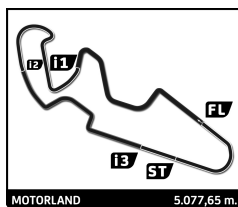
Stewards:	Timekeeper:
-----------	-------------



ENTRENAMIENTO CRONOMETRADO 2 CER Clase 2-3

Best Sector Times

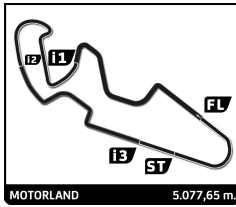
Sector 1		Sector 2		Sector 3		Sector 4		Ideal Lap	Best Lap						
Nr	Driver	Time	Nr	Driver	Time	Nr	Driver	Nr	Lap						
1	8 A.Castillo Navas (JF)	35.592	8	A.Castillo Navas (JF)	35.978	11	L.Puigtal	33.320	8	A.Castillo Navas (JF)	22.901	1	8	2:07.957	2:08.156 (1)
2	11 L.Puigtal	35.902	26	A.Bajo Robles (Jr.)	36.079	26	A.Bajo Robles (Jr.)	33.424	19	A.Ciacchi (JF)	23.025	2	11	2:08.485	2:09.015 (2)
3	26 A.Bajo Robles (Jr.)	36.133	11	L.Puigtal	36.153	8	A.Castillo Navas (JF)	33.486	29	J.Diez Villaroel (JF)	23.069	3	26	2:08.958	2:09.038 (3)
4	19 A.Ciacchi (JF)	36.238	19	A.Ciacchi (JF)	36.404	21	M.Alonso Gentile	33.692	11	L.Puigtal	23.110	4	19	2:09.370	2:09.600 (4)
5	21 M.Alonso Gentile	36.254	21	M.Alonso Gentile	36.531	19	A.Ciacchi (JF)	33.703	21	M.Alonso Gentile	23.186	5	21	2:09.663	2:10.075 (5)
6	29 J.Diez Villaroel (JF)	36.571	29	J.Diez Villaroel (JF)	36.565	25	F.Perez Sierra	34.012	26	A.Bajo Robles (Jr.)	23.322	6	29	2:10.559	2:10.559 (6)
7	33 B.Mendez Lopez	36.652	25	F.Perez Sierra	36.630	33	B.Mendez Lopez	34.168	25	F.Perez Sierra	23.462	7	25	2:11.163	2:11.163 (7)
8	18 A.Rodriguez Sastre	36.701	33	B.Mendez Lopez	36.805	18	A.Rodriguez Sastre	34.224	27	M.Ruiz Medina	23.487	8	33	2:11.361	2:11.862 (10)
9	55 J.Cejudo Vicente	36.826	27	M.Ruiz Medina	36.811	27	M.Ruiz Medina	34.327	18	A.Rodriguez Sastre	23.551	9	18	2:11.422	2:11.461 (8)
10	14 H.Van Zoest (JF)	37.036	18	A.Rodriguez Sastre	36.946	29	J.Diez Villaroel (JF)	34.354	31	J.Aguado Ortega (Jr.)	23.614	10	27	2:11.706	2:11.706 (9)
11	25 F.Perez Sierra	37.059	14	H.Van Zoest (JF)	37.065	55	J.Cejudo Vicente	34.561	55	J.Cejudo Vicente	23.643	11	55	2:12.348	2:12.462 (12)
12	27 M.Ruiz Medina	37.081	31	J.Aguado Ortega (Jr.)	37.225	14	H.Van Zoest (JF)	34.600	14	H.Van Zoest (JF)	23.663	12	14	2:12.364	2:12.447 (11)
13	43 I.Hernandez Gonzalo (Jr.)	37.235	55	J.Cejudo Vicente	37.318	31	J.Aguado Ortega (Jr.)	34.750	33	B.Mendez Lopez	23.736	13	43	2:13.154	2:13.431 (14)
14	24 J.Rueda (JF)	37.522	43	I.Hernandez Gonzalo (Jr.)	37.325	43	I.Hernandez Gonzalo (Jr.)	34.853	43	I.Hernandez Gonzalo (Jr.)	23.741	14	31	2:13.249	2:13.295 (13)
15	66 J.Carayol Casas	37.571	24	J.Rueda (JF)	37.522	66	J.Carayol Casas	35.117	24	J.Rueda (JF)	23.790	15	24	2:13.981	2:14.062 (15)
16	31 J.Aguado Ortega (Jr.)	37.660	20	V.Fernandez Gil	37.599	24	J.Rueda (JF)	35.147	66	J.Carayol Casas	23.793	16	66	2:14.857	2:15.151 (16)
17	20 V.Fernandez Gil	37.697	46	B.Hormigos Nicolas	38.316	46	B.Hormigos Nicolas	35.291	46	B.Hormigos Nicolas	24.023	17	20	2:14.901	2:15.588 (17)
18	46 B.Hormigos Nicolas	38.195	66	J.Carayol Casas	38.376	20	V.Fernandez Gil	35.492	20	V.Fernandez Gil	24.113	18	46	2:15.825	2:42.652 (34)
19	12 J.Campos Toimil	38.784	4	E.Atkatlian (JF)	38.563	4	E.Atkatlian (JF)	35.954	12	J.Campos Toimil	24.962	19	4	2:18.332	2:18.570 (18)
20	4 E.Atkatlian (JF)	38.813	12	J.Campos Toimil	38.688	12	J.Campos Toimil	36.151	4	E.Atkatlian (JF)	25.002	20	12	2:18.585	2:18.612 (19)
21	89 R.Sabater Saura	39.385	89	R.Sabater Saura	39.430	89	R.Sabater Saura	36.441	87	A.Lafuente Lopez	25.216	21	89	2:20.668	2:20.785 (20)
22	87 A.Lafuente Lopez	39.526	87	A.Lafuente Lopez	39.454	87	A.Lafuente Lopez	36.717	89	R.Sabater Saura	25.412	22	87	2:20.913	2:21.001 (21)
23	81 M.Grande Garcia (Jr.)	39.973	38	A.Garcia Delicado	39.554	38	A.Garcia Delicado	36.842	81	M.Grande Garcia (Jr.)	25.460	23	81	2:22.152	2:22.355 (22)
24	88 M.Abad Alemany (Jr.)	40.103	81	M.Grande Garcia (Jr.)	39.815	81	M.Grande Garcia (Jr.)	36.904	88	M.Abad Alemany (Jr.)	25.619	24	38	2:22.261	2:23.257 (24)
25	38 A.Garcia Delicado	40.113	85	J.Chicoy Madrona	40.042	85	J.Chicoy Madrona	37.075	85	J.Chicoy Madrona	25.693	25	85	2:23.047	2:23.186 (23)
26	85 J.Chicoy Madrona	40.237	90	R.Alonso Lopez	40.295	90	R.Alonso Lopez	37.173	38	A.Garcia Delicado	25.752	26	88	2:23.411	2:23.760 (25)
27	83 M.Lombardini Romano	40.302	82	M.Torres Guas	40.427	88	M.Abad Alemany (Jr.)	37.207	82	M.Torres Guas	25.851	27	82	2:24.169	2:24.920 (26)
28	82 M.Torres Guas	40.390	88	M.Abad Alemany (Jr.)	40.482	84	E.Bordas Cotes (Jr.)	37.417	90	R.Alonso Lopez	25.951	28	90	2:24.333	2:25.072 (27)
29	84 E.Bordas Cotes (Jr.)	40.589	84	E.Bordas Cotes (Jr.)	40.555	82	M.Torres Guas	37.501	83	M.Lombardini Romano	26.010	29	84	2:24.693	2:25.234 (29)
30	90 R.Alonso Lopez	40.914	83	M.Lombardini Romano	40.855	83	M.Lombardini Romano	37.770	84	E.Bordas Cotes (Jr.)	26.132	30	83	2:24.937	2:25.102 (28)
31	97 I.Yabar Gorrotategui	41.150	92	J.Espinosa Arizabalaga (JF)	40.883	92	J.Espinosa Arizabalaga (JF)	38.103	97	I.Yabar Gorrotategui	26.197	31	92	2:26.654	2:27.435 (31)
32	94 D.Carluccio	41.389	94	D.Carluccio	41.032	94	D.Carluccio	38.262	92	J.Espinosa Arizabalaga (JF)	26.275	32	97	2:26.775	2:27.385 (30)
33	92 J.Espinosa Arizabalaga (JF)	41.393	97	I.Yabar Gorrotategui	41.052	97	I.Yabar Gorrotategui	38.376	94	D.Carluccio	26.530	33	94	2:27.213	2:27.607 (32)
34	93 A.Agurretxe Carrera	43.757	93	A.Agurretxe Carrera	42.630	93	A.Agurretxe Carrera	40.175	93	A.Agurretxe Carrera	27.526	34	93	2:34.088	2:35.209 (33)



ENTRENAMIENTO CRONOMETRADO 2 CER Clase 2-3

Best Top Speed


Team	Car	Class	Top Speed	Top 1 Kph Lap	Top 2 Kph Lap	Top 3 Kph Lap	Top 4 Kph Lap	Top 5 Kph Lap	Avg
19 Lurauto KK	BMW M235i Racing	D3	A. Ciacci (JF)	220.0 3	218.2 1	218.2 2	189.8 4		211,6
11 Laurent Puitgmal	Peugeot RCZ	D3	L. Puitgmal	216.9 2	216.4 1	215.1 6	214.7 3	214.3 5	215,5
8 VSR Motorsport	Peugeot RCZ	D3	A. Castillo Navas (JF)	215.1 2	213.9 3	213.9 5	213.0 1	173.9 4	206,0
29 SMC Junior Motorsport	Peugeot RCZ	D3	J. Díez Villarreal (JF)	213.4 4	213.0 3	211.8 1	143.2 5	54.1 2	167,1
21 Chefo Sport	Peugeot RCZ	D3	M. Alonso Gentile	212.2 2	211.8 1	206.9 3	197.1 4	128.3 5	191,3
26 E2P Esc. Española Pilotos	Peugeot RCZ	D3	A. Bajo Robles (Jr.)	210.5 2	209.7 4	208.9 1	208.5 3	81.0 5	183,7
27 SMC Junior Motorsport	Peugeot RCZ	D3	M. Ruiz Medina	210.1 2	209.3 3	208.9 1	208.9 6	208.1 5	209,1
31 VSR Motorsport	Renault Clio Cup IV	D4	J. Aguado Ortega (Jr.)	207.7 2	206.1 5	205.7 3	204.9 6	203.8 4	205,6
14 Skualo Competición	Renault Clio Cup IV	D4	H. Van Zoest (JF)	205.3 7	204.9 3	203.4 2	203.4 5	202.2 4	203,8
25 Última Vuelta	Peugeot 207 PROTO	D4	F. Perez Sierra	205.3 3	203.8 2	192.2 1	120.8 4		180,5
55 Motor Club Sabadell	Renault Clio Cup IV	D4	J. Cejudo	205.3 5	205.3 6	204.5 2	204.5 3	203.8 4	204,7
66 Motor Club Sabadell	Renault Clio Cup IV	D4	J. Carayol	205.3 6	204.5 1	204.2 5	203.8 2	203.8 4	204,3
18 CD Plemar Sport	Renault Clio Cup IV	D4	A. Rodríguez Sastre	204.5 3	204.2 5	203.8 2	202.2 1	136.2 6	190,2
43 Chefo Sport	Renault Clio Cup IV	D4	I. Hernandez Gonzalo (Jr.)	204.5 1	204.5 2	203.4 6	203.4 7	203.0 5	203,8
46 Última Vuelta	Mini Challenge	D5	B. Hormigos Nicolas	203.8 1	158.6 2				181,2
33 Chefo Sport	Renault Clio Cup IV	D4	B. Mendez	203.4 5	203.4 6	202.6 4	201.1 1	200.7 2	202,2
24 SMC Junior Motorsport	Renault Clio Cup IV	D4	J. Rueda (JF)	202.2 1	202.2 2	201.1 3			201,8
20 RC2 Junior Team	Renault Clio Cup IV	D4	V. Fernandez	201.9 3	200.7 2	200.7 6	200.0 5	199.6 1	200,6
38 SMC Junior Motorsport	Renault Clio Cup IV	D4	A. Garcia Pulido	201.9 3	201.9 6	201.5 2	200.4 5	200.0 4	201,1
4 Henri Pellefigue	Renault Spider	D5	E. Atkalian	199.3 3	197.4 4	197.4 5	196.7 2	194.9 1	197,1
12 Peña Autocross Arteixo	Renault Clio Cup III	D5	J. Campos Toimil	193.5 1	190.8 3	189.8 2	133.2 4	118.9 5	165,2
90 Lurauto KK	Mini Cooper	O.M.	R. Alonso	191.8 3	190.8 7	190.1 2	190.1 4	190.1 5	190,6
87 Desguaces La Torre	Ford Fiesta ST Line	O.M.	A. Lafuente	184.0 1	184.0 3	183.7 2	180.3 4	179.1 5	182,2
94 Lurauto KK	Mini Cooper	O.M.	D. Carluccio	183.1 3	182.4 6	181.5 5	180.9 1	180.9 4	181,8
81 Extremadura Rally Team	Ford Fiesta ST Line	O.M.	M. Grande Garcia (Jr.)	182.7 1	182.4 5	182.1 2	182.1 3	182.1 4	182,3
92 Lurauto KK	Mini Cooper	O.M.	J. Espinosa Arizabalaga (JF)	182.4 3	182.1 5	180.6 4	180.3 6	179.4 1	181,0
93 Lurauto KK	Mini Cooper	O.M.	A. Agurretxe Carrera	182.1 5	180.3 3	179.7 4	175.0 2	170.9 1	177,6
89 Desguaces La Torre	Ford Fiesta ST Line	O.M.	R. Sabater	181.8 3	180.3 1	180.3 2	179.1 4	178.5 5	180,0
97 Lurauto KK	Mini Cooper	O.M.	I. Yabar Gorrotxategui	181.8 2	181.8 6	181.2 5	180.9 3	179.4 1	181,0
82 Motor Club S.R. Pitius	Ford Fiesta ST Line	O.M.	M. Torres Guas	181.2 5	180.3 2	180.3 3	178.2 1	178.2 6	179,6
84 Motor Club S.R. Pitius	Ford Fiesta ST Line	O.M.	E. Bordas Cotes (Jr.)	180.6 3	177.0 1	175.9 5	175.6 4	128.3 2	167,5
88 Moto Club Igualada	Ford Fiesta ST Line	O.M.	M. Abad Alemany (Jr.)	180.3 6	179.1 5	177.6 2	173.1 1	155.8 3	173,2
83 Desguaces La Torre	Ford Fiesta ST Line	O.M.	M. Lombardini Romano	179.7 4	179.1 5	178.5 3	177.6 2	145.4 1	172,1
85 Desguaces La Torre	Ford Fiesta ST Line	O.M.	J. Chicoy Madroña	178.2 3	177.9 5	177.3 1	177.0 2	176.5 6	177,4
86 Desguaces La Torre	Ford Fiesta ST Line	O.M.	V. Vallés Píera (JF)	127.2 1					127,2
37 Israel de Ana Morales	Peugeot 207	D5							
39 Club Jarama Sport	Suzuki Swift Cup	O.M.							
95 Lurauto KK	Mini Cooper	O.M.							



ENTRENAMIENTO CRONOMETRADO 2 CER Clase 2-3

Fastest Lap Sequence

Elapsed	Nr Team	Car	Class	Driver	Time	Kph	Lap
4:26.584	19 Lurauto KK	BMW M235i Racing	D3	Angelo Ciacci (JF)	2:09.600	141.0	2
4:37.640	8 VSR Motorsport	Peugeot RCZ	D3	Antonio Castillo Navas (JF)	2:08.834	141.9	2
6:45.796	8 VSR Motorsport	Peugeot RCZ	D3	Antonio Castillo Navas (JF)	2:08.156	142.6	3

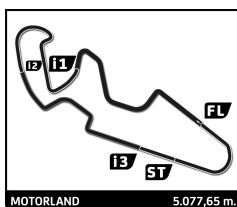


ENTRENAMIENTO CRONOMETRADO 2 CER Clase 2-3

Sector Analysis

■ Personal Best ■ Session Best B Crossing the finish line in the pit lane

Lap D	Time	Sector 1	Sector 2	Sector 3	Sector 4	Elapsed	Lap D	Time	Sector 1	Sector 2	Sector 3	Sector 4	Elapsed	
4	Henri Pelfiegue 1. Henri Pelfiegue (JF) 2. Edouard Atkatlian (JF) Renault Spider D5						2	1	2:09.600	36.383	36.404	33.703	23.110	4:26.584
	3	1	2:09.634	36.238	36.562	33.714	23.120	6:36.218						
	4	1	2:26.554 B	39.682	39.279	35.508	32.085	9:02.772						
	1	2	3:53.879	2:12.394	39.613	36.363	25.509	3:53.879						
	2	2	2:18.570	38.813	38.801	35.954	25.002	6:12.449						
	3	2	2:19.419	39.177	38.563	36.661	25.018	8:31.868						
8	VSR Motorsport 1. Ivan Velasco Sanchez 2. Antonio Castillo Navas (JF) Peugeot RCZ D3						2	2	2:08.834	36.380	35.978	33.486	22.990	4:37.640
	3	2	2:08.156	35.592	36.114	33.549	22.901	6:45.796						
	4	2	2:40.376	39.466	46.270	48.839	25.801	9:26.172						
	5	2	2:08.159	35.643	36.014	33.525	22.977	11:34.331						
	1	2	2:28.806	50.589	39.975	35.200	23.042	2:28.806						
	2	2	2:08.834	36.380	35.978	33.486	22.990	4:37.640						
11	Laurent Puitgmal 1. Laurent Puitgmal Peugeot RCZ D3						1	1	2:29.377	51.296	39.684	35.119	23.278	2:29.377
	2	1	2:09.319	36.553	36.153	33.320	23.293	4:38.696						
	3	1	2:09.960	36.263	36.778	33.765	23.154	6:48.656						
	4	1	2:09.993	36.355	36.263	34.142	23.233	8:58.649						
	5	1	2:09.467	35.971	36.395	33.875	23.226	11:08.116						
	6	1	2:09.015	35.902	36.349	33.654	23.110	13:17.131						
12	Peña Autocross Arteixo 1. Juan Campos Toimil Renault Clio Cup III D5						1	1	2:37.916	53.120	41.858	37.976	24.962	2:37.916
	2	1	2:18.612	38.784	38.688	36.151	24.989	4:56.528						
	3	1	2:21.042	40.139	38.748	36.962	25.193	7:17.570						
	4	1	2:46.612	39.862	48.152	48.315	30.283	10:04.182						
	5	1	3:04.373	49.649	50.475	48.864	35.385	13:08.555						
	1	1	2:37.916	53.120	41.858	37.976	24.962	2:37.916						
14	Skualo Competición 1. Henk Van Zoest (JF) Renault Clio Cup IV D4						1	1	3:15.726	1:34.992	39.437	37.339	23.958	3:15.726
	2	1	2:14.502	37.357	37.479	35.946	23.720	5:30.228						
	3	1	2:13.620	37.581	37.598	34.739	23.702	7:43.848						
	4	1	2:13.211	37.422	37.233	34.737	23.819	9:57.059						
	5	1	2:12.447	37.119	37.065	34.600	23.663	12:09.506						
	6	1	2:25.290	37.036	38.518	43.103	26.633	14:34.796						
	7	1	2:13.340	37.267	37.414	34.685	23.974	16:48.136						
18	CD Piemar Sport 1. José Luis López Valdivielso 2. Alvaro Rodríguez Sastre Renault Clio Cup IV D4						1	2	2:35.923	54.889	39.181	37.212	24.641	2:35.923
	2	2	2:12.842	37.200	37.388	34.600	23.654	4:48.765						
	3	2	2:11.461	36.740	36.946	34.224	23.551	7:00.226						
	4	2	2:20.035	36.857	36.979	38.117	28.082	9:20.261						
	5	2	2:12.061	36.701	37.193	34.391	23.776	11:32.322						
	6	2	2:30.802	36.982	43.460	42.032	28.328	14:03.124						
19	Lurauto KK 1. Angelo Ciacci (JF) BMW M235i Racing D3						1	1	2:16.984	39.618	38.232	36.109	23.025	2:16.984
	2	2	3:05.156	37.139	37.247	44.337	1:06.433	6:18.398						
20	RC2 Junior Team 1. Felipe Fernandez Gil 2. Victor Fernandez Gil Renault Clio Cup IV D4						1	2	2:42.626	59.319	41.252	37.289	24.766	2:42.626
	2	2	2:17.537	39.903	37.913	35.542	24.179	5:00.163						
	3	2	2:29.028	37.697	37.693	49.141	24.497	7:29.191						
	4	2	2:16.937	38.504	37.708	36.258	24.467	9:46.128						
	5	2	2:15.588	38.003	37.777	35.622	24.186	12:01.716						
	6	2	2:15.637	38.009	38.023	35.492	24.113	14:17.353						
	7	2	2:16.252	38.088	37.599	35.550	25.015	16:33.605						
21	Chefo Sport 1. Gabriel Alonso Savarino (J) 2. Mariano Alonso Gentile Peugeot RCZ D3						1	2	3:52.182	2:16.348	37.450	34.291	24.093	3:52.182
	2	2	2:10.075	36.666	36.531	33.692	23.186	6:02.257						
	3	2	2:26.191	38.719	42.409	41.718	23.345	8:28.448						
	4	2	2:19.256	36.327	36.976	41.993	23.960	10:47.704						
	5	2	2:30.875	36.254	43.986	38.783	31.852	13:18.579						
	1	2	3:52.182	2:16.348	37.450	34.291	24.093	3:52.182						
24	SMC Junior Motorsport 1. José Antonio Rueda (JF) Renault Clio Cup IV D4						1	1	3:15.112	1:34.558	39.466	37.157	23.931	3:15.112
	2	1	2:14.062	37.522	37.522	35.147	23.871	5:29.174						
	3	1	2:18.911	37.847	40.236	37.038	23.790	7:48.085						
	1	1	3:15.112	1:34.558	39.466	37.157	23.931	3:15.112						
	2	1	2:14.062	37.522	37.522	35.147	23.871	5:29.174						
	3	1	2:18.911	37.847	40.236	37.038	23.790	7:48.085						
25	Ultima Vuelta 1. Francisco Perez Sierra Peugeot 207 PROTO D4						1	1	2:27.734	47.280	39.179	36.984	24.291	2:27.734
	2	1	2:18.680	42.216	37.797	34.998	23.669	4:46.414						
	3	1	2:11.163	37.059	36.630	34.012	23.462	6:57.577						
	4	1	3:11.509 B	48.756	49.482	51.823	41.448	10:09.086						
	1	1	2:27.734	47.280	39.179	36.984	24.291	2:27.734						
	2	1	2:18.680	42.216	37.797	34.998	23.669	4:46.414						
26	E2P Esc. Española Pilotos 1. Antonio Sainero Infante (Jr) 2. Alvaro Bajo Robles (Jr.) Peugeot RCZ D3						1	2	4:18.868	2:40.308	38.608	36.467	23.485	4:18.868
	2	2	2:09.038	36.188	36.079	33.424	23.347	6:27.906						
	3	2	2:13.929	36.239	38.085	36.283	23.322	8:41.835						
	4	2	2:13.335	36.133	36.820	36.843	23.539	10:55.170						
	5	2	2:35.622	40.646	40.148	39.282	35.546	13:30.792						
	1	2	4:18.868	2:40.308	38.608	36.467	23.485	4:18.868						
27	SMC Junior Motorsport 1. Sergi Morera Hernandez 2. Moisés Ruiz Medina Peugeot RCZ D3						1	2	2:33.362	54.148	39.630	35.755	23.829	2:33.362
	2	2	2:13.753	38.140	37.090	34.923	23.600	4:47.115						
	3	2	2:11.706	37.081	36.811	34.327	23.487	6:58.821						
	4	2	2:12.684	37.147	37.122	34.615	23.800	9:11.505						
	5	2	2:15.244	37.236	38.071	36.155	23.782	11:26.749						
	6	2	2:31.118	37.533	48.008	41.803	23.774	13:57.867						
29	SMC Junior Motorsport 1. Alfonso Colomina Fajardo 2. Jesús Diez Villaroel (JF) Peugeot RCZ D3						1	2	3:13.242	1:33.143	39.939	36.495	23.665	3:13.242
	2	2	3:05.156	37.139	37.247	44.337	1:06.433	6:18.398						

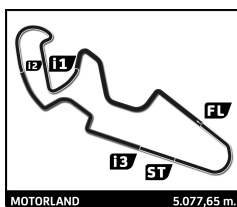


ENTRENAMIENTO CRONOMETRADO 2 CER Clase 2-3

Sector Analysis

■ Personal Best ■ Session Best B Crossing the finish line in the pit lane

Lap	D	Time	Sector 1	Sector 2	Sector 3	Sector 4	Elapsed	Lap	D	Time	Sector 1	Sector 2	Sector 3	Sector 4	Elapsed	
87	Desguaces La Torre Ford Fiesta ST Line							1. Angel Lafuente Lopez O.M.	1	2	2:57.909	1:08.348	42.583	39.421	27.557	2:57.909
	2	2	2:31.101	42.797	42.014	39.072	27.218		5:29.010							
	3	2	2:31.957	43.340	43.026	38.419	27.172		8:00.967							
	4	2	2:30.397	42.819	42.616	38.262	26.700		10:31.364							
	5	2	2:27.607	41.389	41.102	38.423	26.693		12:58.971							
	6	2	2:27.801	41.634	41.032	38.605	26.530		15:26.772							
	6	1	4:48.460 B						17:08.624							
88	Moto Club Igualada Ford Fiesta ST Line							1. Marcel Abad Alemany (Jr.) O.M.	1	1	2:49.037	1:00.422	42.416	39.965	26.234	2:49.037
	2	1	2:24.310	40.305	40.491	37.817	25.697		5:13.347							
	3	1	2:28.420	40.439	40.976	39.278	27.727		7:41.767							
	4	1	2:33.280	41.400	42.186	41.967	27.727		10:15.047							
	5	1	2:23.760	40.103	40.482	37.556	25.619		12:38.807							
	6	1	2:23.838	40.467	40.524	37.207	25.640		15:02.645							
	6	1	4:48.460 B						17:08.624							
89	Desguaces La Torre Ford Fiesta ST Line							1. Rubén Sabater Saura O.M.	1	1	2:46.553	1:03.629	40.144	37.342	25.438	2:46.553
	2	1	2:21.001	39.390	39.721	36.478	25.412		5:07.554							
	3	1	2:20.785	39.439	39.430	36.441	25.475		7:28.339							
	4	1	2:24.285	40.536	40.114	37.961	25.674		9:52.624							
	5	1	2:25.491 B	39.385	39.440	37.185	29.481		12:18.115							
	6	1	4:48.460 B						17:08.624							
90	Lurauto KK Mini Cooper							1. Iker Lujambio Minteguiaga 2. Roberto Alonso Lopez O.M.	1	2	2:51.918	1:04.185	42.809	38.465	26.459	2:51.918
	2	2	2:26.860	41.839	40.595	38.373	26.053		5:18.778							
	3	2	2:25.213	40.934	40.451	37.767	26.061		7:43.991							
	4	2	2:25.395	40.914	40.562	37.968	25.951		10:09.386							
	5	2	2:25.411	41.500	40.386	37.404	26.121		12:34.797							
	6	2	2:25.072	41.389	40.295	37.173	26.215		14:59.869							
	7	2	2:25.541	41.711	40.323	37.488	26.019		17:25.410							
	7	2	2:25.541	41.711	40.323	37.488	26.019		17:25.410							
92	Lurauto KK Mini Cooper							1. Luis M. García Gonzalez 2. Jorge Espinosa Arrizabalaga O.M.	1	2	2:51.571	1:03.750	42.916	38.377	26.528	2:51.571
	2	2	2:27.443	41.595	40.883	38.479	26.486		5:19.014							
	3	2	2:28.114	41.393	41.143	39.303	26.275		7:47.128							
	4	2	2:29.061	42.426	40.951	38.546	27.138		10:16.189							
	5	2	2:27.435	41.515	41.454	38.103	26.363		12:43.624							
	6	2	2:41.092	45.954	46.295	41.862	26.981		15:24.716							
	6	2	2:41.092	45.954	46.295	41.862	26.981		15:24.716							
93	Lurauto KK Mini Cooper							1. Mikel Huarte (JF) 2. Ainara Agurretxe Carrera O.M.	1	2	3:21.608	1:26.848	43.320	43.318	28.122	3:21.608
	2	2	2:37.400	45.051	43.830	40.175	28.344		5:59.008							
	3	2	2:39.019	44.300	44.447	42.148	28.124		8:38.027							
	4	2	2:35.209	43.757	42.885	40.524	28.043		11:13.236							
	5	2	2:35.277	44.202	42.630	40.919	27.526		13:48.513							
94	Lurauto KK Mini Cooper							1. Riccardo Marchesi 2. Diego Carluccio O.M.	1	2	2:51.918	1:04.185	42.809	38.465	26.459	2:51.918
	2	2	2:26.860	41.839	40.595	38.373	26.053		5:18.778							



ENTRENAMIENTO CRONOMETRADO 1 CER GT

Final Classification

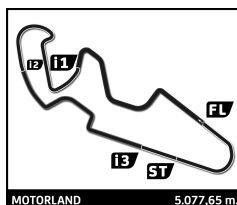
Nr Drivers	Team	Car	Cl.	Time	Lap Total	Gap	Kph
1 119 J. Morcillo / M. Cintrano (JF)	E2P Esc. Española Pilotos	Mosler MT900	C1	1:50.822	3 4	-	164.9
2 101 A. Gomez / P. Gruau (JF)	Philippe Gruau	Vortex V8	C1	1:52.861	4 7	+2.039	161.9
3 108 K. Kanaroglou	E2P Esc. Española Pilotos	Mosler MT900	C1	1:53.671	4 7	+2.849	160.8
4 115 J. Mayola (JF)	Pcr Sport	Ferrari 458	C1	1:57.757	5 6	+6.935	155.2
5 118 J. Ramirez	Deyscom Sport	Porsche 997 GT3 Cup	C2	1:58.101	3 4	+7.279	154.8
6 16 M. Azcona (Jr.) / E. Leonov	Tecnics Racing Team	CUPRA TCR DSG	TCR	1:58.174	3 4	+7.352	154.7
7 111 D. Carretero / P. Yeregui	Escudería Lagun Artea	Ginetta G55 GT4	C3	2:00.033	5 6	+9.211	152.3
8 36 G. Aso	Pcr Sport	CUPRA TCR DSG	TCR	2:00.086	5 6	+9.264	152.2
9 117 O. Olivas	Deyscom Sport	Porsche 997 GT3 Cup	C2	2:00.919	3 6	+10.097	151.2
10 188 M. Guillemat (Jr.) / J. De Martin (JF)	NM Racing Team	Ginetta G55 GT4	C3	2:00.968	4 7	+10.146	151.1
11 72 A. Aristi / H. Arruabarrena	Pcr Sport	CUPRA TCR DSG	TCR	2:01.143	4 5	+10.321	150.9
12 178 L. López (JF) / A. Rodriguez	R. A. C Circuito Guadalupe	Porsche 911 991 GT3 Cup	C2	2:01.196	3 6	+10.374	150.8
13 23 D. Ros (Jr.) / R. Fernandez	RC2 Junior Team	CUPRA TCR DSG	TCR	2:01.369	5 8	+10.547	150.6
14 7 G. Vicinanza (JF) / Á. Cosin	Monlau Competición	CUPRA TCR	TCR	2:01.623	5 7	+10.801	150.3
15 13 A. Vinyes (Da)	Baporo Motorsport	CUPRA TCR DSG	TCR	2:01.792	5 7	+10.970	150.1
16 77 R. Ferri (JF) / A. Vescovi (JF)	Baporo Motorsport	CUPRA TCR	TCR	2:02.193	7 7	+11.371	149.6
17 70 A. Espuny	Motor Club Sabadell	CUPRA TCR DSG	TCR	2:02.354	6 7	+11.532	149.4
18 110 J. Martinez / M. Fernandez	2TYMRACING	KTM X-Bow GT4	C3	2:02.863	5 7	+12.041	148.8
19 17 R. Martinez / R. Martinez	RC2 Junior Team	CUPRA TCR	TCR	2:03.007	5 7	+12.185	148.6
20 2 E. Hernando (Jr.) / G. Martin	SMC Junior Motorsport	Peugeot 308 TCR	TCR	2:03.173	5 5	+12.351	148.4
21 126 A. Estragues (Jr.) / I. Cabezas	NM Racing Team	Transam Euro	C2	2:03.349	6 7	+12.527	148.2
22 10 V. Dasi / J. Parera (JF)	Pcr Sport	CUPRA TCR DSG	TCR	2:03.719	4 7	+12.897	147.7
23 15 A. Cano (Da)	Monlau Competición	CUPRA TCR DSG	TCR	2:04.189	5 7	+13.367	147.2
24 102 D. Serban (Jr.)	Willi Motorsport	Audi R8 GT4	C3	2:04.502	4 7	+13.680	146.8
25 134 E. Graillard / E. Righi	Emmanuel Righi	Maserati Trofeo MC GT4	C3	2:05.414	7 7	+14.592	145.7
26 71 B. Fontan / V. Pico (JF)	Club Jarama Sport	Peugeot 308 Racing Cup.	D2	2:08.762	5 7	+17.940	141.9
27 64 P. Arraou (JF)	Pierre Arraou	Peugeot 308 Racing Cup.	D2	2:13.513	7 7	+22.691	136.9
28 35 E. Lázaro (JF)	RC2 Junior Team	Seat Leon Supercopa MK2	D2	2:17.821	4 6	+26.999	132.6

Fastest Lap: Lap 3 | Javier Morcillo | **1:50.822** | 164.9 Kph

Published at:

Track Status: **DRY**


Stewards:	Timekeeper:
------------------	--------------------



ENTRENAMIENTO CRONOMETRADO 1 CER GT

Best Sector Times

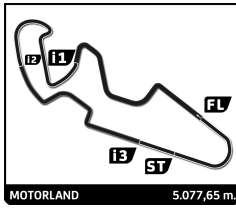
Sector 1		Sector 2		Sector 3		Sector 4		Ideal Lap	Best Lap
Nr	Driver	Time	Nr	Driver	Time	Nr	Driver	Nr	
1	119 J.Morcillo Rodríguez	30.889	119 J.Morcillo Rodríguez	31.101	119 J.Morcillo Rodríguez	29.537	119 J.Morcillo Rodríguez	19.295	1 119 1:50.822 1:50.822 (1)
2	101 A.Gomez	31.368	101 A.Gomez	31.499	101 A.Gomez	29.724	108 K.Kanaroglou	20.046	2 101 1:52.718 1:52.861 (2)
3	108 K.Kanaroglou	31.499	108 K.Kanaroglou	31.774	108 K.Kanaroglou	29.964	101 A.Gomez	20.127	3 108 1:53.283 1:53.671 (3)
4	115 J.Mayola Comadira (JF)	32.623	16 M.Azcona Troyas (Jr.)	33.094	16 M.Azcona Troyas (Jr.)	30.869	115 J.Mayola Comadira (JF)	20.323	4 115 1:57.757 1:57.757 (4)
5	118 J.Ramirez Fernandez	32.896	111 D.Carretero Ortega	33.494	115 J.Mayola Comadira (JF)	31.016	118 J.Ramirez Fernandez	20.530	5 118 1:58.101 1:58.101 (5)
6	16 M.Azcona Troyas (Jr.)	33.079	118 J.Ramirez Fernandez	33.581	118 J.Ramirez Fernandez	31.094	178 L.López Anós (JF)	20.993	6 16 1:58.174 1:58.174 (6)
7	36 G.Aso Arjol	33.378	188 M.Guillemat (Jr.)	33.682	188 M.Guillemat (Jr.)	31.404	16 M.Azcona Troyas (Jr.)	21.132	7 111 1:59.828 2:00.033 (7)
8	111 D.Carretero Ortega	33.424	36 G.Aso Arjol	33.750	36 G.Aso Arjol	31.412	117 O.Olivas	21.239	8 36 2:00.086 2:00.086 (8)
9	23 D.Ros Fernandez (Jr.)	33.602	7 G.Vicinanza (JF)	33.759	117 O.Olivas	31.475	188 M.Guillemat (Jr.)	21.384	9 188 2:00.550 2:00.968 (10)
10	72 A.Aristi Aranaga	33.670	13 A.Vinyes Dabad (Da)	33.791	111 D.Carretero Ortega	31.516	126 A.Estragues Valencia (Jr.)	21.389	10 117 2:00.852 2:00.919 (9)
11	13 A.Vinyes Dabad (Da)	33.819	115 J.Mayola Comadira (JF)	33.795	77 R.Ferri (JF)	31.748	111 D.Carretero Ortega	21.394	11 178 2:00.864 2:01.196 (12)
12	178 L.López Anós (JF)	33.957	72 A.Aristi Aranaga	33.887	178 L.López Anós (JF)	31.786	23 D.Ros Fernandez (Jr.)	21.458	12 23 2:00.886 2:01.369 (13)
13	188 M.Guillemat (Jr.)	34.080	23 D.Ros Fernandez (Jr.)	34.018	7 G.Vicinanza (JF)	31.792	17 R.Martinez Bedmar	21.492	13 72 2:01.018 2:01.143 (11)
14	70 A.Espuny Juarez	34.088	117 O.Olivas	34.025	23 D.Ros Fernandez (Jr.)	31.808	110 J.Martinez Bueno	21.540	14 13 2:01.224 2:01.792 (15)
15	117 O.Olivas	34.113	77 R.Ferri (JF)	34.051	72 A.Aristi Aranaga	31.844	36 G.Aso Arjol	21.546	15 7 2:01.472 2:01.623 (14)
16	7 G.Vicinanza (JF)	34.129	17 R.Martinez Bedmar	34.091	70 A.Espuny Juarez	31.889	13 A.Vinyes Dabad (Da)	21.594	16 77 2:01.668 2:02.193 (16)
17	77 R.Ferri (JF)	34.235	178 L.López Anós (JF)	34.128	13 A.Vinyes Dabad (Da)	32.020	72 A.Aristi Aranaga	21.617	17 70 2:01.848 2:02.354 (17)
18	110 J.Martinez Bueno	34.259	70 A.Espuny Juarez	34.188	102 D.Serban (Jr.)	32.116	77 R.Ferri (JF)	21.634	18 110 2:02.317 2:02.863 (18)
19	126 A.Estragues Valencia (Jr.)	34.283	126 A.Estragues Valencia (Jr.)	34.248	2 E.Hernando (Jr.)	32.218	70 A.Espuny Juarez	21.683	19 17 2:02.552 2:03.007 (19)
20	2 E.Hernando (Jr.)	34.367	110 J.Martinez Bueno	34.279	110 J.Martinez Bueno	32.239	10 V.Dasi	21.777	20 126 2:02.561 2:03.349 (21)
21	17 R.Martinez Bedmar	34.382	2 E.Hernando (Jr.)	34.412	15 A.Cano Ramirez (Da)	32.406	7 G.Vicinanza (JF)	21.792	21 2 2:02.864 2:03.173 (20)
22	10 V.Dasi	34.445	10 V.Dasi	34.516	134 E.Graillard	32.415	15 A.Cano Ramirez (Da)	21.804	22 10 2:03.281 2:03.719 (22)
23	102 D.Serban (Jr.)	34.750	15 A.Cano Ramirez (Da)	34.923	10 V.Dasi	32.543	2 E.Hernando (Jr.)	21.867	23 102 2:03.806 2:04.502 (24)
24	15 A.Cano Ramirez (Da)	34.789	102 D.Serban (Jr.)	34.980	17 R.Martinez Bedmar	32.587	102 D.Serban (Jr.)	21.960	24 15 2:03.922 2:04.189 (23)
25	134 E.Graillard	35.487	71 B.Fontan Alcalde	35.121	126 A.Estragues Valencia (Jr.)	32.641	134 E.Graillard	22.160	25 134 2:05.220 2:05.414 (25)
26	71 B.Fontan Alcalde	35.920	134 E.Graillard	35.158	71 B.Fontan Alcalde	33.139	71 B.Fontan Alcalde	23.121	26 71 2:07.301 2:08.762 (26)
27	64 P.Arrau (JF)	37.267	64 P.Arrau (JF)	37.234	64 P.Arrau (JF)	34.693	64 P.Arrau (JF)	23.922	27 64 2:13.116 2:13.513 (27)
28	35 E.Lázaro Barcedo (JF)	39.289	35 E.Lázaro Barcedo (JF)	37.927	35 E.Lázaro Barcedo (JF)	34.882	35 E.Lázaro Barcedo (JF)	25.028	28 35 2:17.126 2:17.821 (28)



ENTRENAMIENTO CRONOMETRADO 1 CER GT

Best Top Speed

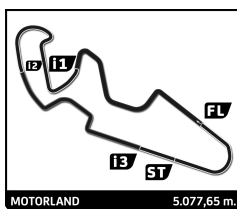
Team	Car	Class	Top Speed	Top 1 Kph Lap	Top 2 Kph Lap	Top 3 Kph Lap	Top 4 Kph Lap	Top 5 Kph Lap	Avg					
115 Pcr Sport	Ferrari 458	C1	J. Mayola Comadira (JF)	257.1	5	252.9	4	235.8	3	204.9	6	169.5	1	224,0
119 E2P Esc. Española Pilotos	Mosler MT900	C1	J. Morcillo Rodriguez	257.1	2	257.1	3	252.9	1	183.4	4			237,6
178 R. A. C Circuito Guadalupe	Porsche 911 991 GT3 Cup	C2	L. López Anós (IC)	250.0	4	247.7	3	247.7	5	246.6	2	223.6	6	243,1
118 Deyscom Sport	Porsche 997 GT3 Cup	C2	J. Ramirez Fernandez	248.8	3	175.0	4	168.2	1	157.0	2			187,3
117 Deyscom Sport	Porsche 997 GT3 Cup	C2	O. Olivas	246.6	3	246.0	5	192.2	1	173.4	4	129.7	2	197,6
108 E2P Esc. Española Pilotos	Mosler MT900	C1	K. Kanaroglo	243.8	5	243.8	6	243.2	7	242.7	2	242.7	3	243,2
101 Philippe Gruau	Vortex V8	C1	A. Gomez	241.6	3	241.6	6	240.5	2	240.5	4	239.5	1	240,7
102 Willi Motorsport	Audi R8 GT4	C3	D. Serban (Jr.)	240.0	6	239.5	2	238.4	5	238.4	7	237.4	3	238,7
134 Emmanuel Righi	Maserati Trofeo MC GT4	C3	E. Graillard	233.3	5	232.8	7	232.3	3	232.3	4	231.3	2	232,4
2 SMC Junior Motorsport	Peugeot 308 TCR	TCR	E. Hernando	231.8	4	231.8	5	228.8	3	228.3	2	164.6	1	217,1
126 NM Racing Team	Transam Euro	C2	A. Estragues Valencia (Jr.)	230.8	3	229.3	4	229.3	5	228.3	6	186.9	7	220,9
188 NM Racing Team	Ginetta G55 GT4	C3	M. Guillemat (Jr.)	230.8	5	228.8	4	228.3	2	227.8	3	227.4	7	228,6
10 Pcr Sport	CUPRA TCR DSG	TCR	V. Dasi	229.8	7	228.3	2	228.3	3	227.4	4	226.4	5	228,0
16 Tecnicars Racing Team	CUPRA TCR DSG	TCR	M. Azcona Troyas (Jr.)	229.8	3	227.8	1	206.5	2	104.2	4			192,1
77 Baporo Motorsport	CUPRA TCR	TCR	R. Ferri (JF)	229.8	4	228.8	6	228.3	7	227.8	3	227.8	5	228,5
36 Pcr Sport	CUPRA TCR DSG	TCR	G. Aso Arjol	229.3	3	227.8	5	224.1	2	210.1	6	203.4	1	218,9
23 RC2 Junior Team	CUPRA TCR DSG	TCR	D. Ros Fernandez (Jr.)	228.8	6	228.3	4	227.8	3	227.4	5	226.9	2	227,8
13 Baporo Motorsport	CUPRA TCR DSG	TCR	A. Vinyes Dabad (Da)	228.3	4	226.4	5	208.1	2	197.8	3	189.1	6	209,9
70 Motor Club Sabadell	CUPRA TCR DSG	TCR	A. Espuny	228.3	2	225.9	5	225.5	3	225.5	4	225.5	6	226,1
15 Monlau Competición	CUPRA TCR DSG	TCR	A. Cano Ramirez (Da)	227.8	5	227.8	6	227.8	7	226.9	1	226.9	3	227,4
17 RC2 Junior Team	CUPRA TCR	TCR	R. Martinez Bedmar	227.8	7	226.9	4	226.9	6	226.4	5	225.5	1	226,7
7 Monlau Competición	CUPRA TCR	TCR	G. Vicinanza (JF)	226.4	2	225.9	5	225.5	6	224.5	4	224.1	3	225,3
72 Pcr Sport	CUPRA TCR DSG	TCR	A. Aristi	225.5	2	225.5	4	225.0	3	223.6	1	170.3	5	214,0
111 Escudería Lagun Artea	Ginetta G55 GT4	C3	D. Carretero Ortega	225.5	2	224.5	3	224.5	5	224.1	1	224.1	4	224,5
110 2TYMRACING	KTM X-Bow GT4	C3	J. Martinez Bueno	224.1	1	223.1	7	222.7	3	222.7	6	221.8	2	222,9
71 Club Jarama Sport	Peugeot 308 Racing Cup.	D2	B. Fontan	223.6	6	222.7	4	222.2	5	222.2	7	220.9	3	222,3
64 Pierre Arraou	Peugeot 308 Racing Cup.	D2	P. Arraou (JF)	219.1	5	218.2	4	218.2	7	217.7	6	217.3	2	218,1
35 RC2 Junior Team	Seat Leon Supercopa MK2	D2	E. Lázaro Barcedo (JF)	210.9	2	210.9	4	210.1	5	208.5	3	190.5	1	206,2



ENTRENAMIENTO CRONOMETRADO 1 CER GT

Fastest Lap Sequence

Elapsed	Nr Team	Car	Class	Driver	Time	Kph	Lap
4:04.782	119 E2P Esc. Española Pilotos	Mosler MT900	C1	Javier Morcillo Rodriguez	1:53.442	161.1	2
5:55.604	119 E2P Esc. Española Pilotos	Mosler MT900	C1	Javier Morcillo Rodriguez	1:50.822	164.9	3

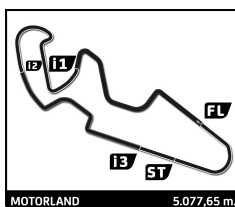


ENTRENAMIENTO CRONOMETRADO 1 CER GT

Sector Analysis

Personal Best Session Best B Crossing the finish line in the pit lane

Lap	D	Time	Sector 1	Sector 2	Sector 3	Sector 4	Elapsed	Lap	D	Time	Sector 1	Sector 2	Sector 3	Sector 4	Elapsed
5	1	2:02.594	34.591	34.431	31.889	21.683	11:18.034	3	1	1:54.935	32.334	32.381	30.174	20.046	6:07.373
6	1	2:02.354	34.088	34.188	32.170	21.908	13:20.388	4	1	1:53.671	31.499	31.907	30.124	20.141	8:01.044
7	1	2:16.435 B	34.473	35.984	36.355	29.623	15:36.823	5	1	2:04.419 B	32.879	32.143	30.238	29.159	10:05.463
71	Club Jarama Sport 1. Busian Fontan Alcalde 2. Victor Pico Burgos (JF)				Peugeot 308 Racing Cup.		D2	110	2TYMRACING 1. José Martínez Bueno 2. Miguel Fernandez Yuste				KTM X-Bow GT4 C3		
1	1	3:00.820	1:10.599	43.437	40.248	26.536	3:00.820	1	1	2:36.371	51.355	44.407	37.525	23.084	2:36.371
2	1	2:25.070	40.335	40.724	38.987	25.024	5:25.890	2	1	2:13.788	39.867	37.235	34.479	22.207	4:50.159
3	1	2:13.055	38.369	36.643	34.381	23.662	7:38.945	3	1	2:06.204	35.407	36.185	32.530	22.082	6:56.363
4	1	2:08.984	36.682	35.748	33.433	23.121	9:47.929	4	1	2:03.466	34.520	34.437	32.768	21.741	8:59.829
5	1	2:08.762	35.920	35.661	33.389	23.792	11:56.691	5	1	2:02.863	34.259	34.730	32.334	21.540	11:02.692
6	1	2:13.458	36.014	36.631	33.139	27.674	14:10.149	6	1	2:04.565	34.584	34.279	33.012	22.690	13:07.257
7	1	2:15.407 B	36.344	35.121	33.505	30.437	16:25.556	7	1	2:04.279	35.126	34.562	32.239	22.352	15:11.536
72	Pcr Sport 1. Antonio Aristi Aranaga 2. Harriet Arruabarrena Rubic				CUPRA TCR DSG		TCR	111	Escuderia Lagun Artea 1. Daniel Carretero Ortega 2. Pablo Yeregui Ybarra				Ginetta G55 GT4 C3		
1	1	2:51.926	1:08.548	43.274	36.973	23.131	2:51.926	1	1	2:19.335	45.839	37.785	33.645	22.066	2:19.335
2	1	2:13.584	38.842	37.174	35.400	22.168	5:05.510	2	1	2:00.872	34.151	33.712	31.615	21.394	4:20.207
3	1	2:01.570	33.871	33.887	32.157	21.655	7:07.080	3	1	2:00.345	33.739	33.494	31.576	21.536	6:20.552
4	1	2:01.143	33.670	34.012	31.844	21.617	9:08.223	4	1	2:00.208	33.456	33.611	31.584	21.557	8:20.760
5	1	2:32.658 B	35.619	42.488	41.356	33.195	11:40.881	5	1	2:00.033	33.424	33.510	31.516	21.583	10:20.793
77	Baporo Motorsport 1. Roberto Ferri (JF) 2. Alberto Vescovi (JF)				CUPRA TCR		TCR	115	Pcr Sport 1. Josep Mayola Comadira (J)				Ferrari 458 C1		
1	1	3:19.843	1:22.055	42.147	47.635	28.006	3:19.843	1	1	3:10.329	1:14.108	45.231	42.308	28.682	3:10.329
2	1	2:15.070	39.983	36.802	33.966	24.319	5:34.913	2	1	2:14.756	36.916	36.236	35.648	25.956	5:25.085
3	1	2:04.410	35.221	34.860	32.342	21.987	7:39.323	3	1	2:06.053	37.082	34.899	32.503	21.569	7:31.138
4	1	2:02.895	35.100	34.258	31.748	21.789	9:42.218	4	1	2:04.105	36.780	34.809	31.543	20.973	9:35.243
5	1	2:02.455	34.828	34.112	31.881	21.634	11:44.673	5	1	1:57.757	32.623	33.795	31.016	20.323	11:33.000
6	1	2:05.045	34.235	34.149	31.806	24.855	13:49.718	6	1	2:21.157 B	38.229	36.195	35.726	31.007	13:54.157
7	1	2:02.193	34.352	34.051	31.947	21.843	15:51.911	117	Deyscom Sport 1. Oscar Olivas Lopez				Porsche 997 GT3 Cup C2		
101	Philippe Gruau 1. Arnaud Gomez 2. Philippe Gruau (JF)				Vortex V8		C1	1	1	3:49.545	2:10.167	37.501	37.528	24.349	3:49.545
1	1	2:38.102	1:06.864	37.056	32.928	21.254	2:38.102	2	1	2:10.521	34.374	34.675	34.557	26.915	6:00.066
2	1	1:57.646	33.706	33.041	30.607	20.292	4:35.748	3	1	2:00.919	34.180	34.025	31.475	21.239	8:00.985
3	1	1:54.346	31.850	31.812	30.504	20.180	6:30.094	4	1	2:07.634	34.886	34.547	33.073	25.128	10:08.619
4	1	1:52.861	31.511	31.499	29.724	20.127	8:22.955	5	1	2:24.146	34.113	34.167	31.753	44.113	12:32.765
5	1	2:07.803	34.960	36.669	34.584	21.590	10:30.758	6	1	3:12.213 B	42.076	43.482	52.060	54.595	15:44.978
6	1	1:52.982	31.368	31.673	29.802	20.139	12:23.740	118	Deyscom Sport 1. Jorge Ramirez Fernandez				Porsche 997 GT3 Cup C2		
7	1	2:15.666 B	34.988	36.104	33.511	31.063	14:39.406	1	1	3:45.482	2:03.893	38.087	37.669	25.833	3:45.482
102	Willi Motorsport 1. David Serban (Jr.)				Audi R8 GT4		C3	2	1	2:12.935	34.319	34.259	38.079	26.278	5:58.417
1	1	3:33.332	1:52.230	40.242	34.876	25.984	3:33.332	3	1	1:58.101	32.896	33.581	31.094	20.530	7:56.518
2	1	2:09.757	38.621	35.827	33.127	22.182	5:43.089	4	1	2:18.686 B	33.188	36.050	36.683	32.765	10:15.204
3	1	2:04.687	35.010	35.059	32.658	21.960	7:47.776	119	E2P Esc. Española Pilotos 1. Javier Morcillo Rodriguez 2. Manuel Cintrano Gurrea (J)				Mosler MT900 C1		
4	1	2:04.502	34.750	35.403	32.116	22.233	9:52.278	1	1	2:11.340	42.304	36.590	32.314	20.132	2:11.340
5	1	2:05.475	34.944	35.198	32.313	23.020	11:57.753	2	1	1:53.442	32.073	31.819	29.873	19.677	4:04.782
6	1	2:11.640	35.686	35.388	32.678	27.888	14:09.393	3	1	1:50.822	30.889	31.101	29.537	19.295	5:55.604
7	1	2:04.796	35.190	34.980	32.289	22.337	16:14.189	4	1	2:25.509 B	41.843	38.665	35.066	29.935	8:21.113
108	E2P Esc. Española Pilotos 1. Kosta Kanaroglou				Mosler MT900		C1								
1	1	2:15.363	44.985	36.868	32.710	20.800	2:15.363								
2	1	1:57.075	32.946	32.601	30.708	20.820	4:12.438								

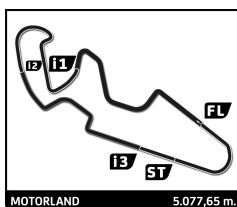


ENTRENAMIENTO CRONOMETRADO 1 CER GT

Sector Analysis

■ Personal Best
 ■ Session Best
 B Crossing the finish line in the pit lane

Lap	D	Time	Sector 1	Sector 2	Sector 3	Sector 4	Elapsed	Lap	D	Time	Sector 1	Sector 2	Sector 3	Sector 4	Elapsed
126	NM Racing Team Transam Euro 1. Albert Estragues Valencia () C2 2. Ignacio Cabezas Ruiz														
1	1	3:28.755	1:33.949	40.459	44.452	29.895	3:28.755								
2	1	2:26.418	34.998	34.565	50.281	26.574	5:55.173								
3	1	2:03.885	34.858	34.534	33.104	21.389	7:59.058								
4	1	2:03.857	34.774	34.749	32.641	21.693	10:02.915								
5	1	2:05.620	35.319	34.443	33.163	22.695	12:08.535								
6	1	2:03.349	34.283	34.248	32.719	22.099	14:11.884								
7	1	2:35.887 B	36.186	46.168	39.451	34.082	16:47.771								
134	Emmanuel Righi Maserati Trofeo MC GT4 1. Eric Graillard C3 2. Emmanuel Righi														
1	1	2:34.164	52.246	41.146	37.186	23.586	2:34.164								
2	1	2:14.190	39.838	37.319	34.212	22.821	4:48.354								
3	1	2:09.422	36.845	38.002	32.415	22.160	6:57.776								
4	1	2:07.099	36.520	35.534	32.751	22.294	9:04.875								
5	1	2:07.388	35.487	35.197	34.123	22.581	11:12.263								
6	1	2:20.242	36.156	35.589	45.882	22.615	13:32.505								
7	1	2:05.414	35.541	35.158	32.437	22.278	15:37.919								
178	R. A. C Circuito Guadalope Porsche 911 991 GT3 Cup 1. Luis López Anós (JF) C2 2. Alvaro Rodríguez Sastre														
1	1	3:34.086	1:48.773	38.721	37.865	28.727	3:34.086								
2	1	2:07.113	37.277	35.628	32.803	21.405	5:41.199								
3	1	2:01.196	33.957	34.460	31.786	20.993	7:42.395								
4	1	2:01.631	34.166	34.128	31.826	21.511	9:44.026								
5	1	2:02.051	34.445	34.506	31.966	21.134	11:46.077								
6	1	2:28.642 B	35.848	40.806	37.493	34.495	14:14.719								
188	NM Racing Team Ginetta G55 GT4 1. Maxime Guillemat (Jr.) C3 2. Jesús A. De Martín Muñoz														
1	1	3:00.844	1:23.535	39.306	35.788	22.215	3:00.844								
2	1	2:05.405	35.385	34.677	33.119	22.224	5:06.249								
3	1	2:02.045	34.963	33.810	31.888	21.384	7:08.294								
4	1	2:00.968	34.080	33.859	31.561	21.468	9:09.262								
5	1	2:03.102	34.190	33.682	32.715	22.515	11:12.364								
6	1	2:02.161	34.748	33.868	31.404	22.141	13:14.525								
7	1	2:09.670 B	34.471	33.768	31.622	29.809	15:24.195								



ENTRENAMIENTO CRONOMETRADO 2 CER GT

Final Classification

Nr Drivers	Team	Car	Cl.	Time	Lap Total	Gap	Kph
1 108 K. Kanaroglou	E2P Esc. Española Pilotos	Mosler MT900	C1	1:53.550	4 6	-	161.0
2 178 L. López (JF) / A. Rodriguez	R. A. C Circuito Guadalupe	Porsche 911 991 GT3 Cup	C2	1:55.780	4 6	+2.230	157.9
3 119 J. Morcillo / M. Cintrano (JF)	E2P Esc. Española Pilotos	Mosler MT900	C1	1:56.563	8 8	+3.013	156.8
4 118 J. Ramirez	Deyscom Sport	Porsche 997 GT3 Cup	C2	1:57.452	3 4	+3.902	155.6
5 115 J. Mayola (JF)	Pcr Sport	Ferrari 458	C1	1:57.808	4 5	+4.258	155.1
6 7 G. Vicinanza (JF) / Á. Cosin	Monlau Competición	CUPRA TCR	TCR	1:59.050	3 5	+5.500	153.5
7 110 J. Martinez / M. Fernandez	2TYMRACING	KTM X-Bow GT4	C3	2:00.525	3 7	+6.975	151.6
8 13 A. Vinyes (Da)	Baporo Motorsport	CUPRA TCR DSG	TCR	2:00.730	5 5	+7.180	151.4
9 117 O. Olivas	Deyscom Sport	Porsche 997 GT3 Cup	C2	2:00.818	6 6	+7.268	151.3
10 16 M. Azcona (Jr.) / E. Leonov	Tecnics Racing Team	CUPRA TCR DSG	TCR	2:00.920	3 6	+7.370	151.2
11 77 R. Ferri (JF) / A. Vescovi (JF)	Baporo Motorsport	CUPRA TCR	TCR	2:01.160	4 6	+7.610	150.9
12 36 G. Aso	Pcr Sport	CUPRA TCR DSG	TCR	2:01.166	5 7	+7.616	150.8
13 17 R. Martínez / R. Martínez	RC2 Junior Team	CUPRA TCR	TCR	2:01.434	5 7	+7.884	150.5
14 188 M. Guillemat (Jr.) / J. De Martin (JF)	NM Racing Team	Ginetta G55 GT4	C3	2:01.494	6 6	+7.944	150.4
15 102 D. Serban (Jr.)	Willi Motorsport	Audi R8 GT4	C3	2:01.659	4 6	+8.109	150.2
16 23 D. Ros (Jr.) / R. Fernandez	RC2 Junior Team	CUPRA TCR DSG	TCR	2:01.997	6 6	+8.447	149.8
17 2 E. Hernando (Jr.) / G. Martin	SMC Junior Motorsport	Peugeot 308 TCR	TCR	2:02.260	3 5	+8.710	149.5
18 72 A. Arísti / H. Arruabarrena	Pcr Sport	CUPRA TCR DSG	TCR	2:02.402	4 5	+8.852	149.3
19 70 A. Espuny	Motor Club Sabadell	CUPRA TCR DSG	TCR	2:02.592	3 6	+9.042	149.1
20 10 V. Dasi / J. Parera (JF)	Pcr Sport	CUPRA TCR DSG	TCR	2:03.094	4 5	+9.544	148.5
21 15 A. Cano (Da)	Monlau Competición	CUPRA TCR DSG	TCR	2:03.739	5 6	+10.189	147.7
22 111 D. Carretero / P. Yeregui	Escudería Lagun Artea	Ginetta G55 GT4	C3	2:05.306	7 7	+11.756	145.9
23 134 E. Graillard / E. Righi	Emmanuel Righi	Maserati Trofeo MC GT4	C3	2:05.775	4 6	+12.225	145.3
24 126 A. Estragues (Jr.) / I. Cabezas	NM Racing Team	Transam Euro	C2	2:06.903	2 2	+13.353	144.0
25 64 P. Arraou (JF)	Pierre Arraou	Peugeot 308 Racing Cup.	D2	2:12.084	6 6	+18.534	138.4
26 35 E. Lázaro (JF)	RC2 Junior Team	Seat Leon Supercopa MK2	D2	2:13.082	7 7	+19.532	137.3
27 71 B. Fontan / V. Pico (JF)	Club Jarama Sport	Peugeot 308 Racing Cup.	D2	2:16.058	7 7	+22.508	134.3
28 101 A. Gomez / P. Gruau (JF)	Philippe Gruau	Vortex V8	C1				

Fastest Lap: Lap 4 Kosta Kanaroglou 1:53.550 161.0 Kph

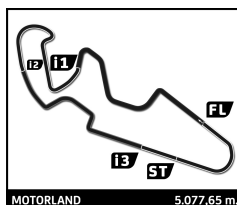
#70 THREE BEST LAP TIME DELETED DUE TO TRACK LIMITS ART.17.9

Published at:

Track Status: **DRY**

Stewards:

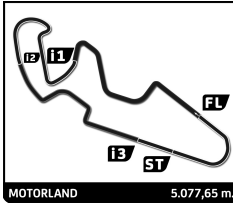
Timekeeper:



ENTRENAMIENTO CRONOMETRADO 2 CER GT

Best Sector Times

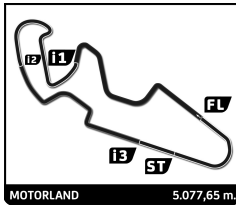
Sector 1		Sector 2		Sector 3		Sector 4		Ideal Lap	Best Lap
Nr	Driver	Time	Nr	Driver	Time	Nr	Driver	Nr	Lap
1	108 K.Kanaroglou	31.272	108 K.Kanaroglou	31.716	108 K.Kanaroglou	30.183	119 M.Cintrano (JF)	19.840	1 108 1:53.312 1:53.550 (1)
2	178 A.Rodriguez	32.172	178 A.Rodriguez	32.635	119 M.Cintrano (JF)	30.271	115 J.Mayola (JF)	20.081	2 178 1:55.398 1:55.780 (2)
3	118 J.Ramirez	32.561	119 M.Cintrano (JF)	32.942	178 A.Rodriguez	30.293	108 K.Kanaroglou	20.141	3 118 1:56.135 1:56.563 (3)
4	115 J.Mayola (JF)	32.862	7 Á.Cosin	33.212	118 J.Ramirez	30.993	178 A.Rodriguez	20.298	4 118 1:57.452 1:57.452 (4)
5	110 M.Fernandez	33.009	118 J.Ramirez	33.331	115 J.Mayola (JF)	31.200	118 J.Ramirez	20.567	5 115 1:57.808 1:57.808 (5)
6	7 Á.Cosin	33.033	16 E.Leonov	33.535	7 Á.Cosin	31.248	117 O.Olivas	20.792	6 7 1:58.856 1:59.050 (6)
7	119 M.Cintrano (JF)	33.082	115 J.Mayola (JF)	33.665	110 M.Fernandez	31.416	13 A.Vinyes (Da)	21.363	7 110 1:59.874 2:00.525 (7)
8	36 G.Aso	33.399	36 G.Aso	33.695	188 J.De Martin (JF)	31.447	7 Á.Cosin	21.363	8 117 2:00.109 2:00.818 (9)
9	13 A.Vinyes (Da)	33.539	110 M.Fernandez	33.777	117 O.Olivas	31.468	36 G.Aso	21.446	9 13 2:00.472 2:00.730 (8)
10	77 A.Vescovi (JF)	33.663	13 A.Vinyes (Da)	33.811	102 D.Serban (Jr.)	31.710	16 E.Leonov	21.499	10 16 2:00.656 2:00.920 (10)
11	70 A.Espuny	33.689	77 A.Vescovi (JF)	33.910	16 E.Leonov	31.714	77 A.Vescovi (JF)	21.505	11 36 2:00.680 2:01.166 (12)
12	117 O.Olivas	33.775	2 G.Martin	33.967	77 A.Vescovi (JF)	31.734	102 D.Serban (Jr.)	21.531	12 77 2:00.812 2:01.160 (11)
13	17 R.Martinez	33.820	70 A.Espuny	33.970	13 A.Vinyes (Da)	31.759	188 J.De Martin (JF)	21.559	13 70 2:01.173 2:02.592 (19)
14	72 H.Arruabarrena	33.835	188 J.De Martin (JF)	34.046	17 R.Martinez	31.767	17 R.Martinez	21.565	14 188 2:01.199 2:01.494 (14)
15	23 R.Fernandez	33.902	117 O.Olivas	34.074	2 G.Martin	31.883	15 A.Cano (Da)	21.591	15 17 2:01.262 2:01.434 (13)
16	16 E.Leonov	33.908	17 R.Martinez	34.110	70 A.Espuny	31.910	70 A.Espuny	21.604	16 102 2:01.659 2:01.659 (15)
17	102 D.Serban (Jr.)	34.012	23 R.Fernandez	34.185	10 J.Parera (JF)	32.025	23 R.Fernandez	21.638	17 2 2:01.765 2:02.260 (17)
18	2 G.Martin	34.134	72 H.Arruabarrena	34.315	72 H.Arruabarrena	32.084	110 M.Fernandez	21.672	18 23 2:01.835 2:01.997 (16)
19	188 J.De Martin (JF)	34.147	102 D.Serban (Jr.)	34.406	23 R.Fernandez	32.110	72 H.Arruabarrena	21.742	19 72 2:01.976 2:02.402 (18)
20	10 J.Parera (JF)	34.206	10 J.Parera (JF)	34.586	36 G.Aso	32.140	2 G.Martin	21.781	20 10 2:02.648 2:03.094 (20)
21	15 A.Cano (Da)	34.382	15 A.Cano (Da)	34.756	126 I.Cabezas	32.503	10 J.Parera (JF)	21.831	21 15 2:03.313 2:03.739 (21)
22	111 P.Yeregui	34.852	134 E.Righi	35.198	15 A.Cano (Da)	32.584	134 E.Righi	22.287	22 111 2:05.260 2:05.306 (22)
23	134 E.Righi	35.354	126 I.Cabezas	35.303	111 P.Yeregui	32.686	111 P.Yeregui	22.368	23 134 2:05.658 2:05.775 (23)
24	126 I.Cabezas	36.461	111 P.Yeregui	35.354	134 E.Righi	32.819	126 I.Cabezas	22.636	24 126 2:06.903 2:06.903 (24)
25	64 P.Arraou (JF)	36.937	64 P.Arraou (JF)	36.655	35 E.Lázaro (JF)	34.049	64 P.Arraou (JF)	23.675	25 64 2:11.730 2:12.084 (25)
26	35 E.Lázaro (JF)	37.498	71 V.Pico (JF)	37.214	64 P.Arraou (JF)	34.463	71 V.Pico (JF)	23.924	26 35 2:13.040 2:13.082 (26)
27	71 V.Pico (JF)	38.803	35 E.Lázaro (JF)	37.305	71 V.Pico (JF)	35.089	35 E.Lázaro (JF)	24.188	27 71 2:15.030 2:16.058 (27)



ENTRENAMIENTO CRONOMETRADO 2 CER GT

Best Top Speed

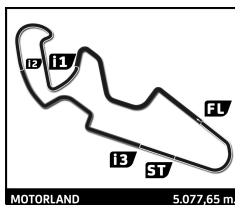
Team	Car	Class	Top Speed	Top 1 Kph Lap	Top 2 Kph Lap	Top 3 Kph Lap	Top 4 Kph Lap	Top 5 Kph Lap	Avg					
119 E2P Esc. Española Pilotos	Mosler MT900	C1	M. Cintrano	257.8	6	257.1	7	256.5	1	256.5	3	256.5	4	256,9
115 Pcr Sport	Ferrari 458	C1	J. Mayola (JF)	255.9	4	250.6	1	204.5	3	200.7	2	195.3	5	221,4
118 Deyscom Sport	Porsche 997 GT3 Cup	C2	J. Ramirez	248.8	3	244.3	2	164.9	4	161.4	1			204,9
178 R. A. C Circuito Guadalupe	Porsche 911 991 GT3 Cup	C2	A. Rodriguez	248.3	5	247.1	3	246.6	2	246.6	4	190.8	1	235,9
117 Deyscom Sport	Porsche 997 GT3 Cup	C2	O. Olivás	247.7	4	246.6	3	246.6	6	246.0	2	246.0	5	246,6
108 E2P Esc. Española Pilotos	Mosler MT900	C1	K. Kanaroglo	245.5	6	242.7	1	242.7	2	242.7	3	242.7	4	243,3
102 Willi Motorsport	Audi R8 GT4	C3	D. Serban (Jr.)	238.4	2	237.9	3	237.9	5	237.9	6	236.8	1	237,8
134 Emmanuel Righi	Maserati Trofeo MC GT4	C3	E. Righi	232.8	5	232.3	3	231.3	2	231.3	4	228.8	6	231,3
2 SMC Junior Motorsport	Peugeot 308 TCR	TCR	G. Martín	231.3	1	231.3	2	231.3	3	230.8	5	228.8	4	230,7
17 RC2 Junior Team	CUPRA TCR	TCR	R. Martínez	229.3	2	228.8	5	227.8	4	227.8	6	227.4	1	228,2
36 Pcr Sport	CUPRA TCR DSG	TCR	G. Aso	229.3	5	227.8	1	227.8	3	227.4	2	227.4	6	227,9
7 Monlau Competición	CUPRA TCR	TCR	Á. Cosin	228.8	2	227.4	1	226.9	3	129.5	4	106.6	5	183,8
16 Tecnicars Racing Team	CUPRA TCR DSG	TCR	E. Leonov	228.8	3	228.8	5	226.9	2	226.9	4	209.3	1	224,1
13 Baporo Motorsport	CUPRA TCR DSG	TCR	A. Vinyes (Da)	228.3	4	228.3	5	227.4	2	213.0	3	166.4	1	212,7
77 Baporo Motorsport	CUPRA TCR	TCR	A. Vescovi (JF)	228.3	3	227.4	2	225.9	4	223.6	1	223.6	5	225,8
23 RC2 Junior Team	CUPRA TCR DSG	TCR	R. Fernandez	227.4	6	226.4	3	225.9	5	225.0	2	225.0	4	225,9
70 Motor Club Sabadell	CUPRA TCR DSG	TCR	A. Espuny	227.4	4	225.5	2	225.5	3	225.5	6	225.0	5	225,8
188 NM Racing Team	Ginetta G55 GT4	C3	J. De Martin	227.4	5	226.4	1	226.4	3	226.4	6	225.5	2	226,4
10 Pcr Sport	CUPRA TCR DSG	TCR	J. Parera (JF)	226.9	2	225.9	1	225.9	4	225.5	3	225.5	5	225,9
15 Monlau Competición	CUPRA TCR DSG	TCR	A. Cano (Da)	226.9	3	226.4	1	225.9	2	225.9	4	225.9	6	226,2
111 Escudería Lagun Artea	Ginetta G55 GT4	C3	P. Yeregui	226.4	4	225.5	5	225.0	3	224.5	7	224.1	6	225,1
72 Pcr Sport	CUPRA TCR DSG	TCR	H.	225.5	2	224.5	3	224.1	4	169.0	1	124.1	5	193,4
110 2TYMRACING	KTM X-Bow GT4	C3	M. Fernandez	224.5	1	224.1	2	224.1	7	222.2	3	221.3	4	223,2
126 NM Racing Team	Transam Euro	C2	I. Cabezas	220.4	1	217.7	2							219,1
64 Pierre Arraou	Peugeot 308 Racing Cup.	D2	P. Arraou (JF)	219.5	4	217.3	5	216.9	2	216.4	3	216.0	6	217,2
71 Club Jarama Sport	Peugeot 308 Racing Cup.	D2	V. Pico (JF)	219.5	3	219.5	4	218.6	1	218.6	5	218.6	6	219,0
35 RC2 Junior Team	Seat Leon Supercopa MK2	D2	E. Lázaro (JF)	210.9	3	210.1	2	209.7	1	209.7	6	209.3	7	209,9
101 Philippe Gruau	Vortex V8	C1												



ENTRENAMIENTO CRONOMETRADO 2 CER GT

Fastest Lap Sequence

Elapsed	Nr Team	Car	Class	Driver	Time	Kph	Lap
4:01.204	108 E2P Esc. Española Pilotos	Mosler MT900	C1	Kosta Kanaroglou	1:54.735	159.3	2
5:55.193	108 E2P Esc. Española Pilotos	Mosler MT900	C1	Kosta Kanaroglou	1:53.989	160.3	3
7:48.743	108 E2P Esc. Española Pilotos	Mosler MT900	C1	Kosta Kanaroglou	1:53.550	161.0	4

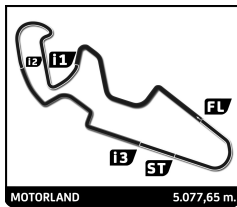


ENTRENAMIENTO CRONOMETRADO 2 CER GT

Sector Analysis

■ Personal Best ■ Session Best ■ B Crossing the finish line in the pit lane

Lap	D	Time	Sector 1	Sector 2	Sector 3	Sector 4	Elapsed	Lap	D	Time	Sector 1	Sector 2	Sector 3	Sector 4	Elapsed		
2		SMC Junior Motorsport Peugeot 308 TCR								4	2	2:02.891	33.867	34.420	32.929	21.675	8:33.913
		1.Enrique Hernando (Jr.) 2.Gonzalo Martin								5	2	2:01.434	33.820	34.282	31.767	21.565	10:35.347
	1	2	4:41.881	3:08.212	37.835	33.351	22.483	4:41.881	6	2	2:01.961	33.842	34.171	32.280	21.668	12:37.308	
	2	2	2:05.457	35.818	34.745	32.902	21.992	6:47.338	7	2	2:05.200	34.515	35.789	32.991	21.905	14:42.508	
	3	2	2:02.260	34.629	33.967	31.883	21.781	8:49.598									
	4	2	2:07.501	34.473	38.935	32.200	21.893	10:57.099									
	5	2	2:02.509	34.134	34.357	32.056	21.962	12:59.608									
7		Monlau Competición CUPRA TCR															
		1.Gianluigi Vicinanza (JF) 2.Alex Cosin															
	1	2	2:19.249	43.130	37.667	36.750	21.702	2:19.249									
	2	2	1:59.926	33.745	33.405	31.413	21.363	4:19.175									
	3	2	1:59.050	33.102	33.212	31.248	21.488	6:18.225									
	4	2	2:06.448	33.033	33.425	33.582	26.408	8:24.673									
	5	2	2:24.944 B	33.099	33.598	36.655	41.592	10:49.617									
10		Pcr Sport CUPRA TCR DSG															
		1.Vicente Dasi 2.Josep Parera (JF)															
	1	2	4:21.907	2:46.397	39.018	34.099	22.393	4:21.907									
	2	2	2:03.986	34.660	35.355	32.025	21.946	6:25.893									
	3	2	2:03.346	34.206	34.586	32.603	21.951	8:29.239									
	4	2	2:03.094	34.238	34.649	32.376	21.831	10:32.333									
	5	2	2:04.020	34.299	34.881	32.867	21.973	12:36.353									
13		Baporo Motorsport CUPRA TCR DSG															
		1.Amalia Vinyes (Da)															
	1	1	2:30.186	53.747	36.268	34.618	25.553	2:30.186									
	2	1	2:03.900	34.001	34.449	32.950	22.500	4:34.086									
	3	1	2:11.215	38.208	35.378	34.993	22.636	6:45.301									
	4	1	2:00.755	33.723	33.910	31.759	21.363	8:46.056									
	5	1	2:00.730	33.539	33.811	31.886	21.494	10:46.786									
15		Monlau Competición CUPRA TCR DSG															
		1.Alba Cano (Da)															
	1	1	4:24.964	2:47.909	40.717	34.077	22.261	4:24.964									
	2	1	2:04.345	35.323	34.847	32.584	21.591	6:29.309									
	3	1	2:06.686	34.659	34.786	35.555	21.686	8:35.995									
	4	1	2:03.872	34.382	34.936	32.590	21.964	10:39.867									
	5	1	2:03.739	34.424	34.756	32.789	21.770	12:43.606									
	6	1	2:05.564	35.536	35.119	32.801	22.108	14:49.170									
16		Tecnicals Racing Team CUPRA TCR DSG															
		1.Mikel Azcona (Jr.) 2.Evgeni Leonov															
	1	2	3:22.214	1:37.962	36.814	44.197	23.241	3:22.214									
	2	2	2:01.626	34.495	33.535	32.097	21.499	5:23.840									
	3	2	2:00.920	33.908	33.650	31.714	21.648	7:24.760									
	4	2	2:01.962	34.369	33.787	32.187	21.619	9:26.722									
	5	2	2:01.952	34.335	33.867	32.012	21.738	11:28.674									
	6	2	2:20.834 B	36.063	37.374	36.071	31.326	13:49.508									
17		RC2 Junior Team CUPRA TCR															
		1.Raul Martínez 2.Ruben Martinez															
	1	2	2:26.575	49.692	39.541	35.156	22.186	2:26.575									
	2	2	2:02.609	34.705	34.202	31.999	21.703	4:29.184									
	3	2	2:01.838	34.115	34.110	32.015	21.598	6:31.022									
23		RC2 Junior Team CUPRA TCR DSG															
		1.Didac Ros (Jr.) 2.Rubén Fernandez															
	1	2	2:41.122	57.568	39.656	39.528	24.370	2:41.122									
	2	2	2:08.521	36.172	35.834	34.197	22.318	4:49.643									
	3	2	2:03.509	34.372	34.758	32.458	21.921	6:53.152									
	4	2	2:06.224	36.329	34.375	33.554	21.966	8:59.376									
	5	2	2:02.240	34.038	34.185	32.294	21.723	11:01.616									
	6	2	2:01.997	34.033	34.216	32.110	21.638	13:03.613									
35		RC2 Junior Team Seat Leon Supercopa MK2															
		1.Eduardo Lázaro (JF) D2															
	1	1	2:49.989	1:09.618	39.280	36.269	24.822	2:49.989									
	2	1	2:14.108	38.129	37.305	34.450	24.224	5:04.097									
	3	1	2:16.016	38.886	38.142	34.800	24.188	7:20.113									
	4	1	2:17.417	38.993	38.629	34.819	24.976	9:37.530									
	5	1	2:21.318	38.229	39.264	38.221	25.604	11:58.848									
	6	1	2:15.732	38.833	37.562	34.545	24.792	14:14.580									
	7	1	2:13.082	37.498	37.323	34.049	24.212	16:27.662									
36		Pcr Sport CUPRA TCR DSG															
		1.Guillermo Aso															
	1	1	2:12.237	42.380	35.725	32.686	21.446	2:12.237									
	2	1	2:05.887	34.538	37.230	32.614	21.505	4:18.124									
	3	1	2:05.495	34.640	36.613	32.565	21.677	6:23.619									
	4	1	2:08.075	33.399	33.695	39.277	21.704	8:31.694									
	5	1	2:01.166	33.417	34.059	32.140	21.550	10:32.860									
	6	1	2:09.201	36.345	38.213	32.886	21.757	12:42.061									
	7	1	2:02.846	33.752	34.117	33.125	21.852	14:44.907									
64		Pierre Arrau Peugeot 308 Racing Cup.															
		1.Pierre Arrau (JF) D2															
	1	1	3:46.085 B	1:58.845	39.472	36.395	31.373	3:46.085									
	2	1	3:05.337	1:27.418	37.770	35.686	24.463	6:51.422									
	3	1	2:16.739	39.057	38.490	35.058	24.134	9:08.161									
	4	1	2:17.686	39.287	37.491	37.233	23.675	11:25.847									
	5	1	2:13.408	37.520	37.573	34.463	23.852	13:39.255									
	6	1	2:12.084	36.937	36.655	34.561	23.931	15:51.339									
70		Motor Club Sabadell CUPRA TCR DSG															
		1.Arturo Espuny															
	1	1	2:39.647	1:04.654	37.983	34.160	22.850	2:39.647									
	2	1	2:06.468	35.712	36.051	32.817	21.888	4:46.115									
	3	1	2:02.592	34.594	34.202	32.181	21.615	6:48.707									
	4	1	2:01.678	33.967	33.970	32.137	21.604	8:50.385									
	5	1	2:02.319	34.045	34.603	31.997	21.674	10:52.704									
	6	1	2:01.432	33.689	34.120	31.910	21.713	12:54.136									
71		Club Jarama Sport Peugeot 308 Racing Cup.															
		1.Busian Fontan D2 2.Victor Pico (JF)															
	1	2	3:09.037	1:29.041	38.402	36.376	25.218	3:09.037									
	2	2	2:17.226	39.397	37.848	36.057	23.924	5:26.263									



ENTRENAMIENTO CRONOMETRADO 2 CER GT

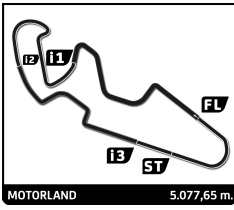
Sector Analysis

■ Personal Best

■ Session Best

■ B Crossing the finish line in the pit lane

Lap	D	Time	Sector 1	Sector 2	Sector 3	Sector 4	Elapsed	Lap	D	Time	Sector 1	Sector 2	Sector 3	Sector 4	Elapsed																																																																							
3	2	2:17.662	38.933	37.918	35.951	24.860	7:43.925	4	2	2:06.405	35.020	35.440	32.935	23.010	9:08.190																																																																							
4	2	2:16.376	38.803	37.214	36.255	24.104	10:00.301	5	2	2:06.461	35.283	35.902	32.893	22.383	11:14.651																																																																							
5	2	2:18.199	39.928	37.568	35.853	24.850	12:18.500	6	2	2:06.796	35.423	35.869	32.947	22.557	13:21.447																																																																							
6	2	2:18.001	39.528	37.945	35.099	25.429	14:36.501	7	2	2:05.306	34.852	35.354	32.686	22.414	15:26.753																																																																							
7	2	2:16.058	38.915	37.900	35.089	24.154	16:52.559	115 Pcr Sport Ferrari 458 C1 1..Josep Mayola (JF)																																																																														
72 Pcr Sport CUPRA TCR DSG 1..Antonio Aristi TCR 2..Harriet Arruabarrena								<table border="1"> <thead> <tr><th>Lap</th><th>D</th><th>Time</th><th>Sector 1</th><th>Sector 2</th><th>Sector 3</th><th>Sector 4</th><th>Elapsed</th></tr> </thead> <tbody> <tr><td>1</td><td>2</td><td>2:31.419</td><td>49.192</td><td>39.021</td><td>38.252</td><td>24.954</td><td>2:31.419</td></tr> <tr><td>2</td><td>2</td><td>2:03.620</td><td>35.364</td><td style="background-color: green;">34.315</td><td style="background-color: green;">32.084</td><td>21.857</td><td>4:35.039</td></tr> <tr><td>3</td><td>2</td><td>2:02.414</td><td>34.022</td><td>34.462</td><td>32.188</td><td style="background-color: green;">21.742</td><td>6:37.453</td></tr> <tr><td>4</td><td>2</td><td style="background-color: green;">2:02.402</td><td style="background-color: green;">33.835</td><td>34.380</td><td>32.198</td><td>21.989</td><td>8:39.855</td></tr> <tr><td>5</td><td>2</td><td>2:47.085</td><td>42.266</td><td>44.678</td><td>43.538</td><td>36.603</td><td>11:26.940</td></tr> </tbody> </table>							Lap	D	Time	Sector 1	Sector 2	Sector 3	Sector 4	Elapsed	1	2	2:31.419	49.192	39.021	38.252	24.954	2:31.419	2	2	2:03.620	35.364	34.315	32.084	21.857	4:35.039	3	2	2:02.414	34.022	34.462	32.188	21.742	6:37.453	4	2	2:02.402	33.835	34.380	32.198	21.989	8:39.855	5	2	2:47.085	42.266	44.678	43.538	36.603	11:26.940																								
Lap	D	Time	Sector 1	Sector 2	Sector 3	Sector 4	Elapsed																																																																															
1	2	2:31.419	49.192	39.021	38.252	24.954	2:31.419																																																																															
2	2	2:03.620	35.364	34.315	32.084	21.857	4:35.039																																																																															
3	2	2:02.414	34.022	34.462	32.188	21.742	6:37.453																																																																															
4	2	2:02.402	33.835	34.380	32.198	21.989	8:39.855																																																																															
5	2	2:47.085	42.266	44.678	43.538	36.603	11:26.940																																																																															
77 Baporo Motorsport CUPRA TCR 1..Roberto Ferri (JF) 2..Alberto Vescovi (JF)								<table border="1"> <thead> <tr><th>Lap</th><th>D</th><th>Time</th><th>Sector 1</th><th>Sector 2</th><th>Sector 3</th><th>Sector 4</th><th>Elapsed</th></tr> </thead> <tbody> <tr><td>1</td><td>2</td><td>3:10.709</td><td>1:32.347</td><td>38.663</td><td>37.344</td><td>22.355</td><td>3:10.709</td></tr> <tr><td>2</td><td>2</td><td>2:04.039</td><td>35.236</td><td>35.208</td><td>32.090</td><td style="background-color: green;">21.505</td><td>5:14.748</td></tr> <tr><td>3</td><td>2</td><td>2:01.343</td><td>33.902</td><td>34.200</td><td style="background-color: green;">31.734</td><td>21.507</td><td>7:16.091</td></tr> <tr><td>4</td><td>2</td><td style="background-color: green;">2:01.160</td><td style="background-color: green;">33.663</td><td style="background-color: green;">33.910</td><td>31.983</td><td>21.604</td><td>9:17.251</td></tr> <tr><td>5</td><td>2</td><td>2:05.985</td><td>33.858</td><td>34.923</td><td>35.446</td><td>21.758</td><td>11:23.236</td></tr> <tr><td>6</td><td>2</td><td>2:14.370</td><td>33.873</td><td>34.121</td><td>41.496</td><td>24.880</td><td>13:37.606</td></tr> </tbody> </table>							Lap	D	Time	Sector 1	Sector 2	Sector 3	Sector 4	Elapsed	1	2	3:10.709	1:32.347	38.663	37.344	22.355	3:10.709	2	2	2:04.039	35.236	35.208	32.090	21.505	5:14.748	3	2	2:01.343	33.902	34.200	31.734	21.507	7:16.091	4	2	2:01.160	33.663	33.910	31.983	21.604	9:17.251	5	2	2:05.985	33.858	34.923	35.446	21.758	11:23.236	6	2	2:14.370	33.873	34.121	41.496	24.880	13:37.606																
Lap	D	Time	Sector 1	Sector 2	Sector 3	Sector 4	Elapsed																																																																															
1	2	3:10.709	1:32.347	38.663	37.344	22.355	3:10.709																																																																															
2	2	2:04.039	35.236	35.208	32.090	21.505	5:14.748																																																																															
3	2	2:01.343	33.902	34.200	31.734	21.507	7:16.091																																																																															
4	2	2:01.160	33.663	33.910	31.983	21.604	9:17.251																																																																															
5	2	2:05.985	33.858	34.923	35.446	21.758	11:23.236																																																																															
6	2	2:14.370	33.873	34.121	41.496	24.880	13:37.606																																																																															
102 Willi Motorsport Audi R8 GT4 C3 1..David Serban (Jr.)								<table border="1"> <thead> <tr><th>Lap</th><th>D</th><th>Time</th><th>Sector 1</th><th>Sector 2</th><th>Sector 3</th><th>Sector 4</th><th>Elapsed</th></tr> </thead> <tbody> <tr><td>1</td><td>1</td><td>3:03.365</td><td>1:31.441</td><td>36.114</td><td>33.750</td><td>22.060</td><td>3:03.365</td></tr> <tr><td>2</td><td>1</td><td>2:04.178</td><td>35.653</td><td>34.701</td><td>32.143</td><td>21.681</td><td>5:07.543</td></tr> <tr><td>3</td><td>1</td><td>2:05.898</td><td>35.993</td><td>35.930</td><td>32.162</td><td>21.813</td><td>7:13.441</td></tr> <tr><td>4</td><td>1</td><td style="background-color: green;">2:01.659</td><td style="background-color: green;">34.012</td><td style="background-color: green;">34.406</td><td style="background-color: green;">31.710</td><td style="background-color: green;">21.531</td><td>9:15.100</td></tr> <tr><td>5</td><td>1</td><td>2:05.566</td><td>34.860</td><td>35.167</td><td>33.362</td><td>22.177</td><td>11:20.666</td></tr> <tr><td>6</td><td>1</td><td>2:06.093</td><td>34.240</td><td>35.440</td><td>33.796</td><td>22.617</td><td>13:26.759</td></tr> </tbody> </table>							Lap	D	Time	Sector 1	Sector 2	Sector 3	Sector 4	Elapsed	1	1	3:03.365	1:31.441	36.114	33.750	22.060	3:03.365	2	1	2:04.178	35.653	34.701	32.143	21.681	5:07.543	3	1	2:05.898	35.993	35.930	32.162	21.813	7:13.441	4	1	2:01.659	34.012	34.406	31.710	21.531	9:15.100	5	1	2:05.566	34.860	35.167	33.362	22.177	11:20.666	6	1	2:06.093	34.240	35.440	33.796	22.617	13:26.759																
Lap	D	Time	Sector 1	Sector 2	Sector 3	Sector 4	Elapsed																																																																															
1	1	3:03.365	1:31.441	36.114	33.750	22.060	3:03.365																																																																															
2	1	2:04.178	35.653	34.701	32.143	21.681	5:07.543																																																																															
3	1	2:05.898	35.993	35.930	32.162	21.813	7:13.441																																																																															
4	1	2:01.659	34.012	34.406	31.710	21.531	9:15.100																																																																															
5	1	2:05.566	34.860	35.167	33.362	22.177	11:20.666																																																																															
6	1	2:06.093	34.240	35.440	33.796	22.617	13:26.759																																																																															
108 E2P Esc. Española Pilotos Mosler MT900 C1 1..Kosta Kanaroglou								<table border="1"> <thead> <tr><th>Lap</th><th>D</th><th>Time</th><th>Sector 1</th><th>Sector 2</th><th>Sector 3</th><th>Sector 4</th><th>Elapsed</th></tr> </thead> <tbody> <tr><td>1</td><td>1</td><td>2:06.469</td><td>41.757</td><td>34.125</td><td>30.436</td><td>20.151</td><td>2:06.469</td></tr> <tr><td>2</td><td>1</td><td>1:54.735</td><td>31.486</td><td>31.764</td><td>30.242</td><td>21.243</td><td>4:01.204</td></tr> <tr><td>3</td><td>1</td><td>1:53.989</td><td>31.798</td><td style="background-color: purple;">31.716</td><td>30.334</td><td style="background-color: green;">20.141</td><td>5:55.193</td></tr> <tr><td>4</td><td>1</td><td style="background-color: purple;">1:53.550</td><td>31.372</td><td>31.740</td><td style="background-color: purple;">30.183</td><td>20.255</td><td>7:48.743</td></tr> <tr><td>5</td><td>1</td><td>2:04.657</td><td>31.500</td><td>33.055</td><td>38.674</td><td>21.428</td><td>9:53.400</td></tr> <tr><td>6</td><td>1</td><td>2:01.856</td><td>31.272</td><td>31.818</td><td>31.392</td><td>27.374</td><td>11:55.256</td></tr> </tbody> </table>							Lap	D	Time	Sector 1	Sector 2	Sector 3	Sector 4	Elapsed	1	1	2:06.469	41.757	34.125	30.436	20.151	2:06.469	2	1	1:54.735	31.486	31.764	30.242	21.243	4:01.204	3	1	1:53.989	31.798	31.716	30.334	20.141	5:55.193	4	1	1:53.550	31.372	31.740	30.183	20.255	7:48.743	5	1	2:04.657	31.500	33.055	38.674	21.428	9:53.400	6	1	2:01.856	31.272	31.818	31.392	27.374	11:55.256																
Lap	D	Time	Sector 1	Sector 2	Sector 3	Sector 4	Elapsed																																																																															
1	1	2:06.469	41.757	34.125	30.436	20.151	2:06.469																																																																															
2	1	1:54.735	31.486	31.764	30.242	21.243	4:01.204																																																																															
3	1	1:53.989	31.798	31.716	30.334	20.141	5:55.193																																																																															
4	1	1:53.550	31.372	31.740	30.183	20.255	7:48.743																																																																															
5	1	2:04.657	31.500	33.055	38.674	21.428	9:53.400																																																																															
6	1	2:01.856	31.272	31.818	31.392	27.374	11:55.256																																																																															
110 2TYMRACING KTM X-Bow GT4 C3 1..José Martínez 2..Miguel Fernandez								<table border="1"> <thead> <tr><th>Lap</th><th>D</th><th>Time</th><th>Sector 1</th><th>Sector 2</th><th>Sector 3</th><th>Sector 4</th><th>Elapsed</th></tr> </thead> <tbody> <tr><td>1</td><td>2</td><td>2:31.652</td><td>1:01.862</td><td>35.167</td><td>32.570</td><td>22.053</td><td>2:31.652</td></tr> <tr><td>2</td><td>2</td><td>2:01.996</td><td>34.504</td><td>33.904</td><td>31.894</td><td>21.694</td><td>4:33.648</td></tr> <tr><td>3</td><td>2</td><td style="background-color: green;">2:00.525</td><td>33.437</td><td>33.796</td><td>31.620</td><td style="background-color: green;">21.672</td><td>6:34.173</td></tr> <tr><td>4</td><td>2</td><td>2:01.313</td><td>33.235</td><td style="background-color: green;">33.777</td><td>32.531</td><td>21.770</td><td>8:35.486</td></tr> <tr><td>5</td><td>2</td><td>2:03.228</td><td style="background-color: green;">33.009</td><td>34.251</td><td>33.671</td><td>22.297</td><td>10:38.714</td></tr> <tr><td>6</td><td>2</td><td>2:01.199</td><td>33.463</td><td>33.917</td><td>31.979</td><td>21.840</td><td>12:39.913</td></tr> <tr><td>7</td><td>2</td><td>2:00.610</td><td>33.545</td><td>33.832</td><td style="background-color: green;">31.416</td><td>21.817</td><td>14:40.523</td></tr> </tbody> </table>							Lap	D	Time	Sector 1	Sector 2	Sector 3	Sector 4	Elapsed	1	2	2:31.652	1:01.862	35.167	32.570	22.053	2:31.652	2	2	2:01.996	34.504	33.904	31.894	21.694	4:33.648	3	2	2:00.525	33.437	33.796	31.620	21.672	6:34.173	4	2	2:01.313	33.235	33.777	32.531	21.770	8:35.486	5	2	2:03.228	33.009	34.251	33.671	22.297	10:38.714	6	2	2:01.199	33.463	33.917	31.979	21.840	12:39.913	7	2	2:00.610	33.545	33.832	31.416	21.817	14:40.523								
Lap	D	Time	Sector 1	Sector 2	Sector 3	Sector 4	Elapsed																																																																															
1	2	2:31.652	1:01.862	35.167	32.570	22.053	2:31.652																																																																															
2	2	2:01.996	34.504	33.904	31.894	21.694	4:33.648																																																																															
3	2	2:00.525	33.437	33.796	31.620	21.672	6:34.173																																																																															
4	2	2:01.313	33.235	33.777	32.531	21.770	8:35.486																																																																															
5	2	2:03.228	33.009	34.251	33.671	22.297	10:38.714																																																																															
6	2	2:01.199	33.463	33.917	31.979	21.840	12:39.913																																																																															
7	2	2:00.610	33.545	33.832	31.416	21.817	14:40.523																																																																															
111 Escuderia Lagun Artea Ginetta G55 GT4 C3 1..Daniel Carretero 2..Pablo Yeregui								<table border="1"> <thead> <tr><th>Lap</th><th>D</th><th>Time</th><th>Sector 1</th><th>Sector 2</th><th>Sector 3</th><th>Sector 4</th><th>Elapsed</th></tr> </thead> <tbody> <tr><td>1</td><td>2</td><td>2:46.008</td><td>1:05.244</td><td>40.667</td><td>36.352</td><td>23.745</td><td>2:46.008</td></tr> <tr><td>2</td><td>2</td><td>2:09.094</td><td>36.390</td><td>36.343</td><td>33.620</td><td>22.741</td><td>4:55.102</td></tr> <tr><td>3</td><td>2</td><td>2:06.683</td><td>35.517</td><td>35.622</td><td>33.176</td><td style="background-color: green;">22.368</td><td>7:01.785</td></tr> </tbody> </table>							Lap	D	Time	Sector 1	Sector 2	Sector 3	Sector 4	Elapsed	1	2	2:46.008	1:05.244	40.667	36.352	23.745	2:46.008	2	2	2:09.094	36.390	36.343	33.620	22.741	4:55.102	3	2	2:06.683	35.517	35.622	33.176	22.368	7:01.785																																								
Lap	D	Time	Sector 1	Sector 2	Sector 3	Sector 4	Elapsed																																																																															
1	2	2:46.008	1:05.244	40.667	36.352	23.745	2:46.008																																																																															
2	2	2:09.094	36.390	36.343	33.620	22.741	4:55.102																																																																															
3	2	2:06.683	35.517	35.622	33.176	22.368	7:01.785																																																																															
117 Deyscom Sport Porsche 997 GT3 Cup C2 1..Oscar Ollvas								<table border="1"> <thead> <tr><th>Lap</th><th>D</th><th>Time</th><th>Sector 1</th><th>Sector 2</th><th>Sector 3</th><th>Sector 4</th><th>Elapsed</th></tr> </thead> <tbody> <tr><td>1</td><td>1</td><td>5:05.011</td><td>3:16.956</td><td>39.279</td><td>39.604</td><td>29.172</td><td>5:05.011</td></tr> <tr><td>2</td><td>1</td><td>2:04.080</td><td>35.920</td><td>34.847</td><td>32.169</td><td>21.144</td><td>7:09.091</td></tr> <tr><td>3</td><td>1</td><td>2:01.066</td><td style="background-color: green;">33.775</td><td>34.345</td><td>32.032</td><td>20.914</td><td>9:10.157</td></tr> <tr><td>4</td><td>1</td><td>2:02.878</td><td>35.902</td><td>34.374</td><td>31.810</td><td style="background-color: green;">20.792</td><td>11:13.035</td></tr> <tr><td>5</td><td>1</td><td>2:01.675</td><td>34.434</td><td style="background-color: green;">34.396</td><td style="background-color: green;">31.468</td><td>21.377</td><td>13:14.710</td></tr> <tr><td>6</td><td>1</td><td style="background-color: green;">2:00.818</td><td>33.913</td><td style="background-color: green;">34.074</td><td>31.677</td><td>21.154</td><td>15:15.528</td></tr> </tbody> </table>							Lap	D	Time	Sector 1	Sector 2	Sector 3	Sector 4	Elapsed	1	1	5:05.011	3:16.956	39.279	39.604	29.172	5:05.011	2	1	2:04.080	35.920	34.847	32.169	21.144	7:09.091	3	1	2:01.066	33.775	34.345	32.032	20.914	9:10.157	4	1	2:02.878	35.902	34.374	31.810	20.792	11:13.035	5	1	2:01.675	34.434	34.396	31.468	21.377	13:14.710	6	1	2:00.818	33.913	34.074	31.677	21.154	15:15.528																
Lap	D	Time	Sector 1	Sector 2	Sector 3	Sector 4	Elapsed																																																																															
1	1	5:05.011	3:16.956	39.279	39.604	29.172	5:05.011																																																																															
2	1	2:04.080	35.920	34.847	32.169	21.144	7:09.091																																																																															
3	1	2:01.066	33.775	34.345	32.032	20.914	9:10.157																																																																															
4	1	2:02.878	35.902	34.374	31.810	20.792	11:13.035																																																																															
5	1	2:01.675	34.434	34.396	31.468	21.377	13:14.710																																																																															
6	1	2:00.818	33.913	34.074	31.677	21.154	15:15.528																																																																															
118 Deyscom Sport Porsche 997 GT3 Cup C2 1..Jorge Ramirez								<table border="1"> <thead> <tr><th>Lap</th><th>D</th><th>Time</th><th>Sector 1</th><th>Sector 2</th><th>Sector 3</th><th>Sector 4</th><th>Elapsed</th></tr> </thead> <tbody> <tr><td>1</td><td>1</td><td>5:01.235</td><td>3:13.580</td><td>40.089</td><td>41.011</td><td>26.555</td><td>5:01.235</td></tr> <tr><td>2</td><td>1</td><td>1:58.694</td><td>33.117</td><td>33.891</td><td>31.032</td><td>20.654</td><td>6:59.929</td></tr> <tr><td>3</td><td>1</td><td style="background-color: green;">1:57.452</td><td style="background-color: green;">32.561</td><td style="background-color: green;">33.331</td><td style="background-color: green;">30.993</td><td style="background-color: green;">20.567</td><td>8:57.381</td></tr> <tr><td>4</td><td>1</td><td>2:27.241</td><td style="background-color: gray;">B</td><td>37.500</td><td>38.372</td><td>38.632</td><td>32.737</td><td>11:24.622</td></tr> </tbody> </table>							Lap	D	Time	Sector 1	Sector 2	Sector 3	Sector 4	Elapsed	1	1	5:01.235	3:13.580	40.089	41.011	26.555	5:01.235	2	1	1:58.694	33.117	33.891	31.032	20.654	6:59.929	3	1	1:57.452	32.561	33.331	30.993	20.567	8:57.381	4	1	2:27.241	B	37.500	38.372	38.632	32.737	11:24.622																															
Lap	D	Time	Sector 1	Sector 2	Sector 3	Sector 4	Elapsed																																																																															
1	1	5:01.235	3:13.580	40.089	41.011	26.555	5:01.235																																																																															
2	1	1:58.694	33.117	33.891	31.032	20.654	6:59.929																																																																															
3	1	1:57.452	32.561	33.331	30.993	20.567	8:57.381																																																																															
4	1	2:27.241	B	37.500	38.372	38.632	32.737	11:24.622																																																																														
119 E2P Esc. Española Pilotos Mosler MT900 C1 1..Javier Morcillo 2..Manuel Cintrano (JF)								<table border="1"> <thead> <tr><th>Lap</th><th>D</th><th>Time</th><th>Sector 1</th><th>Sector 2</th><th>Sector 3</th><th>Sector 4</th><th>Elapsed</th></tr> </thead> <tbody> <tr><td>1</td><td>2</td><td>2:08.543</td><td>40.987</td><td>35.707</td><td>31.664</td><td>20.185</td><td>2:08.543</td></tr> <tr><td>2</td><td>2</td><td>2:01.734</td><td>35.798</td><td>33.726</td><td>31.696</td><td>20.514</td><td>4:10.277</td></tr> <tr><td>3</td><td>2</td><td>1:59.510</td><td>34.186</td><td>33.451</td><td>31.618</td><td>20.255</td><td>6:09.787</td></tr> <tr><td>4</td><td>2</td><td>1:58.366</td><td>33.833</td><td>33.454</td><td>30.904</td><td>20.175</td><td>8:08.153</td></tr> <tr><td>5</td><td>2</td><td>1:57.687</td><td>33.581</td><td>33.384</td><td>30.635</td><td>20.087</td><td>10:05.840</td></tr> <tr><td>6</td><td>2</td><td>1:57.013</td><td style="background-color: green;">33.082</td><td>33.139</td><td>30.768</td><td>20.024</td><td>12:02.853</td></tr> <tr><td>7</td><td>2</td><td>1:57.618</td><td>33.981</td><td style="background-color: green;">32.942</td><td>30.469</td><td>20.226</td><td>14:00.471</td></tr> <tr><td>8</td><td>2</td><td style="background-color: green;">1:56.563</td><td>33.236</td><td>33.216</td><td style="background-color: green;">30.271</td><td style="background-color: purple;">19.840</td><td>15:57.034</td></tr> </tbody> </table>							Lap	D	Time	Sector 1	Sector 2	Sector 3	Sector 4	Elapsed	1	2	2:08.543	40.987	35.707	31.664	20.185	2:08.543	2	2	2:01.734	35.798	33.726	31.696	20.514	4:10.277	3	2	1:59.510	34.186	33.451	31.618	20.255	6:09.787	4	2	1:58.366	33.833	33.454	30.904	20.175	8:08.153	5	2	1:57.687	33.581	33.384	30.635	20.087	10:05.840	6	2	1:57.013	33.082	33.139	30.768	20.024	12:02.853	7	2	1:57.618	33.981	32.942	30.469	20.226	14:00.471	8	2	1:56.563	33.236	33.216	30.271	19.840	15:57.034
Lap	D	Time	Sector 1	Sector 2	Sector 3	Sector 4	Elapsed																																																																															
1	2	2:08.543	40.987	35.707	31.664	20.185	2:08.543																																																																															
2	2	2:01.734	35.798	33.726	31.696	20.514	4:10.277																																																																															
3	2	1:59.510	34.186	33.451	31.618	20.255	6:09.787																																																																															
4	2	1:58.366	33.833	33.454	30.904	20.175	8:08.153																																																																															
5	2	1:57.687	33.581	33.384	30.635	20.087	10:05.840																																																																															
6	2	1:57.013	33.082	33.139	30.768	20.024	12:02.853																																																																															
7	2	1:57.618	33.981	32.942	30.469	20.226	14:00.471																																																																															
8	2	1:56.563	33.236	33.216	30.271	19.840	15:57.034																																																																															
126 NM Racing Team Transam Euro C2 1..Albert Estragues (Jr.) 2..Ignacio Cabezas								<table border="1"> <thead> <tr><th>Lap</th><th>D</th><th>Time</th><th>Sector 1</th><th>Sector 2</th><th>Sector 3</th><th>Sector 4</th><th>Elapsed</th></tr> </thead> <tbody> <tr><td>1</td><td>2</td><td>14:40.844</td><td>...</td><td>36.981</td><td>34.273</td><td>22.802</td><td>14:40.844</td></tr> <tr><td>2</td><td>2</td><td style="background-color: green;">2:06.903</td><td style="background-color: green;">36.461</td><td style="background-color: green;">35.303</td><td style="background-color: green;">32.503</td><td style="background-color: green;">22.636</td><td>16:47.747</td></tr> </tbody> </table>							Lap	D	Time	Sector 1	Sector 2	Sector 3	Sector 4	Elapsed	1	2	14:40.844	...	36.981	34.273	22.802	14:40.844	2	2	2:06.903	36.461	35.303	32.503	22.636	16:47.747																																																
Lap	D	Time	Sector 1	Sector 2	Sector 3	Sector 4	Elapsed																																																																															
1	2	14:40.844	...	36.981	34.273	22.802	14:40.844																																																																															
2	2	2:06.903	36.461	35.303	32.503	22.636	16:47.747																																																																															
134 Emmanuel Righi Maserati Trofeo MC GT4 C3 1..Eric Graillard 2..Emmanuel Righi								<table border="1"> <thead> <tr><th>Lap</th><th>D</th><th>Time</th><th>Sector 1</th><th>Sector 2</th><th>Sector 3</th><th>Sector 4</th><th>Elapsed</th></tr> </thead> <tbody> <tr><td>1</td><td>2</td><td>2:47.027</td><td>1:06.182</td><td>39.941</td><td>37.206</td><td>23.698</td><td>2:47.027</td></tr> <tr><td>2</td><td>2</td><td>2:09.346</td><td>36.655</td><td>36.082</td><td>33.967</td><td>22.642</td><td>4:56.373</td></tr> <tr><td>3</td><td>2</td><td>2:07.203</td><td style="background-color: green;">35.354</td><td>36.471</td><td>33.091</td><td style="background-color: green;">22.287</td><td>7:03.576</td></tr> <tr><td>4</td><td>2</td><td style="background-color: green;">2:05.775</td><td>35.387</td><td style="background-color: green;">35.198</td><td style="background-color: green;">32.819</td><td>22.371</td><td>9:09.351</td></tr> <tr><td>5</td><td>2</td><td>2:07.652</td><td>36.509</td><td>35.909</td><td>32.831</td><td>22.403</td><td>11:17.003</td></tr> <tr><td>6</td><td>2</td><td>2:15.767</td><td>35.598</td><td>35.208</td><td>42.370</td><td>22.591</td><td>13:32.770</td></tr> </tbody> </table>							Lap	D	Time	Sector 1	Sector 2	Sector 3	Sector 4	Elapsed	1	2	2:47.027	1:06.182	39.941	37.206	23.698	2:47.027	2	2	2:09.346	36.655	36.082	33.967	22.642	4:56.373	3	2	2:07.203	35.354	36.471	33.091	22.287	7:03.576	4	2	2:05.775	35.387	35.198	32.819	22.371	9:09.351	5	2	2:07.652	36.509	35.909	32.831	22.403	11:17.003	6	2	2:15.767	35.598	35.208	42.370	22.591	13:32.770																
Lap	D	Time	Sector 1	Sector 2	Sector 3	Sector 4	Elapsed																																																																															
1	2	2:47.027	1:06.182	39.941	37.206	23.698	2:47.027																																																																															
2	2	2:09.346	36.655	36.082	33.967	22.642	4:56.373																																																																															
3	2	2:07.203	35.354	36.471	33.091	22.287	7:03.576																																																																															
4	2	2:05.775	35.387	35.198	32.819	22.371	9:09.351																																																																															
5	2	2:07.652	36.509	35.909	32.831	22.403	11:17.003																																																																															
6	2	2:15.767	35.598	35.208	42.370	22.591	13:32.770																																																																															
178 R. A. C Circuito Guadalupe Porsche 911 991 GT3 Cup C2 1..Luis López (JF) 2..Alvaro Rodriguez								<table border="1"> <thead> <tr><th>Lap</th><th>D</th><th>Time</th><th>Sector 1</th><th>Sector 2</th><th>Sector 3</th><th>Sector 4</th><th>Elapsed</th></tr> </thead> </table>							Lap	D	Time	Sector 1	Sector 2	Sector 3	Sector 4	Elapsed																																																																
Lap	D	Time	Sector 1	Sector 2	Sector 3	Sector 4	Elapsed																																																																															



ENTRENAMIENTO CRONOMETRADO 2 CER GT

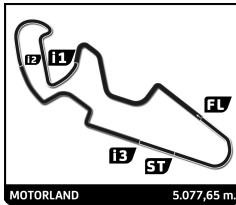
Sector Analysis

■ Personal Best

■ Session Best

B Crossing the finish line in the pit lane

Lap	D	Time	Sector 1	Sector 2	Sector 3	Sector 4	Elapsed	Lap	D	Time	Sector 1	Sector 2	Sector 3	Sector 4	Elapsed
1	2	2:25.269	52.670	35.986	33.489	23.124	2:25.269								
2	2	1:59.744	33.542	33.387	32.303	20.512	4:25.013								
3	2	1:57.017	32.655	33.068	30.996	20.298	6:22.030								
4	2	1:55.780	32.172	32.635	30.545	20.428	8:17.810								
5	2	1:56.224	32.305	32.919	30.293	20.707	10:14.034								
6	2	2:48.535 B	40.645	45.186	43.243	39.461	13:02.569								
188	NM Racing Team 1. Maxime Guillemat (Jr.) 2. Jesús A. De Martin (JF)						Ginetta G55 GT4 C3								
1	2	3:37.738	2:04.046	37.172	34.111	22.409	3:37.738								
2	2	2:03.764	35.156	34.854	32.071	21.683	5:41.502								
3	2	2:02.284	34.350	34.423	31.670	21.841	7:43.786								
4	2	2:02.206	34.147	34.341	32.159	21.559	9:45.992								
5	2	2:02.469	34.390	34.533	31.935	21.611	11:48.461								
6	2	2:01.494	34.433	34.046	31.447	21.568	13:49.955								



CARRERA 1 CER Clase 2-3 (48 Minutes +1 Lap)

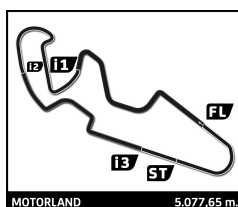
Official Starting Grid

Santiago Arribas 2:32.113 Lurauto KK	95	- 19 -	37	Israel de Ana Morales	Israel De Ana 2:25.718
Iñaki Beguiristain 2:29.284 Club Jarama Sport	39	- 18 -	88	Moto Club Igualada	Marcel Abad (Jr.) 2:27.861
Mikel Huarte (JF) 2:26.210 Lurauto KK	93	- 17 -	94	Lurauto KK	Riccardo Marchesi 2:25.966
Luis M. García 2:25.801 Lurauto KK	92	- 16 -	86	Desguaces La Torre	Vicente Gabriel Vallés (JF) 2:25.261
Enric Bordas (Jr.) 2:24.075 Motor Club S.R. Pitius	84	- 15 -	82	Motor Club S.R. Pitius	Sergio Torres (Jr.) 2:23.716
Martin Lombardini 2:22.538 Desguaces La Torre	83	- 14 -	97	Lurauto KK	Ion Villar 2:22.193
José Antonio Chicoy 2:16.666 Desguaces La Torre	85	- 13 -	90	Lurauto KK	Iker Lujambio 2:22.058
Julio Carayol 2:21.822 Motor Club Sabadell	66	- 12 -	81	Extremadura Rally Team	Miguel Grande (Jr.) 2:21.320
Angel Lafuente 2:20.045 Desguaces La Torre	87	- 11 -	89	Desguaces La Torre	Rubén Sabater 2:17.731
Juan Campos 2:14.834 Peña Autocross Arteixo	12	- 10 -	18	CD Plemar Sport	José Luís López (JF) 2:14.776
Henri Pellefigue (JF) 2:14.397 Henri Pellefigue	4	- 9 -	14	Skualo Competición	Henk Van Zoest (JF) 2:13.620
Gonzalo Cabañas 2:13.610 Chefo Sport	43	- 8 -	38	SMC Junior Motorsport	Iñigo Moreno de Cala 2:13.072
Hector Hernandez 2:13.043 Ultima Vuelta	46	- 7 -	20	RC2 Junior Team	Felipe Fernandez 2:12.790
José Antonio Rueda (JF) 2:12.652 SMC Junior Motorsport	24	- 6 -	33	Chefo Sport	Angel Santos 2:12.572
Antonio Aguado (Jr.) 2:12.351 VSR Motorsport	31	- 5 -	55	Motor Club Sabadell	Marc Cejudo (Jr.) 2:10.713
Gabriel Alonso (JF) 2:10.613 Chefo Sport	21	- 4 -	29	SMC Junior Motorsport	Alfonso Colomina 2:10.112
Francisco Perez 2:09.621 Ultima Vuelta	25	- 3 -	26	E2P Esc. Española Pilotos	Antonio Sainero (Jr.) 2:09.582
Laurent Puitgmal 2:08.839 Laurent Puitgmal	11	- 2 -	19	Lurauto KK	Angelo Ciacci (JF) 2:08.336
Sergi Morera Lurauto KK	27	- 1 -	8	VSR Motorsport	Ivan Velasco

Pole

#88 AND #66 DROP OF 5 GRID POSITIONS DUE TO ART. 17.4

Stewards:	Timekeeper:
-----------	-------------



CARRERA 1 CER Clase 2-3 (48 Minutes +1 Lap)

Final Classification

Nr Drivers	Team	Car	Cl.	Laps	Total Time	Gap	Kph	Best Lap			
								Lap	Time	Kph	
1	8 I. Velasco/A. Castillo (JF)	VSR Motorsport	Peugeot RCZ	D3	23	51:38.485	-	135.7	5	2:08.678	142.0
2	29 A. Colomina/J. Díez (JF)	SMC Junior Motorsport	Peugeot RCZ	D3	23	52:11.114	+32.629	134.3	5	2:10.609	139.9
3	26 A. Sainero (Jr.)/A. Bajo (Jr.)	E2P Esc. Española Pilotos	Peugeot RCZ	D3	23	52:17.395	+38.910	134.0	6	2:09.607	141.0
4	21 G. Alonso (JF)/M. Alonso	Chefo Sport	Peugeot RCZ	D3	23	52:26.103	+47.618	133.6	21	2:09.628	141.0
5	19 A. Ciacchi (JF)	Lurauto KK	BMW M235i Racing	D3	23	52:28.005	+49.520	133.5	9	2:08.956	141.7
6	24 J. Rueda (JF)	SMC Junior Motorsport	Renault Clio Cup IV	D4	23	53:03.564	+1:25.079	132.0	5	2:12.564	137.9
7	55 M. Cejudo (Jr.)/J. Cejudo	Motor Club Sabadell	Renault Clio Cup IV	D4	23	53:08.773	+1:30.288	131.8	7	2:12.421	138.0
8	33 A. Santos/B. Mendez	Chefo Sport	Peugeot RCZ	D4	23	53:09.819	+1:31.334	131.8	19	2:12.075	138.4
9	31 A. Aguado (Jr.)/J. Aguado (Jr.)	VSR Motorsport	Renault Clio Cup IV	D4	23	53:10.332	+1:31.847	131.8	2	2:12.494	137.9
10	14 H. Van Zoest (JF)	Skualo Competición	Renault Clio Cup IV	D4	23	53:34.484	+1:55.999	130.8	4	2:12.398	138.0
11	66 J. Carayol	Motor Club Sabadell	Renault Clio Cup IV	D4	23	53:39.987	+2:01.502	130.6	20	2:13.622	136.8
12	18 J. López (JF)/A. Rodríguez	CD Pleamar Sport	Renault Clio Cup IV	D4	23	53:40.230	+2:01.745	130.5	18	2:12.299	138.2
13	46 H. Hernandez/B. Hormigos	Ultima Vuelta	Mini Challenge	D5	23	53:41.025	+2:02.540	130.5	5	2:13.665	136.7
14	86 V. Vallés (JF)	Desguaces La Torre	Ford Fiesta ST Line	D5	23	53:48.399	+2:09.914	130.2	14	2:15.049	135.3
15	37 I. De Ana	Israel de Ana Morales	Peugeot 207	D5	23	53:51.521	+2:13.036	130.1	15	2:14.650	135.7
16	27 S. Morera/M. Ruiz	SMC Junior Motorsport	Peugeot RCZ	D3	22	51:44.201	1 Lap	129.5	5	2:11.691	138.8
17	38 I. Moreno de Cala/A. Garcia	SMC Junior Motorsport	Renault Clio Cup IV	D4	22	51:50.873	1 Lap	129.3	5	2:12.678	137.8
18	20 F. Fernandez/V. Fernandez	RC2 Junior Team	Renault Clio Cup IV	D4	22	52:10.754	1 Lap	128.4	4	2:12.721	137.7
19	4 H. Pellefigue (JF)/E. Atkalian (JF)	Henri Pellefigue	Renault Spider	D5	22	52:46.941	1 Lap	127.0	11	2:14.077	136.3
20	12 J. Campos	Peña Autocross Arteixo	Renault Clio Cup III	D5	22	53:52.841	1 Lap	124.4	4	2:19.597	130.9
21	87 A. Lafuente	Desguaces La Torre	Ford Fiesta ST Line	O.M.	22	54:05.009	1 Lap	123.9	7	2:21.008	129.6
22	81 M. Grande (Jr.)	Extremadura Rally Team	Ford Fiesta ST Line	O.M.	21	52:00.617	2 Laps	123.0	7	2:21.656	129.0
23	90 I. Lujambio/R. Alonso	Lurauto KK	Mini Cooper	O.M.	21	52:31.824	2 Laps	121.8	8	2:22.114	128.6
24	82 S. Torres (Jr.)/M. Torres	Motor Club S.R. Pitiús	Ford Fiesta ST Line	O.M.	21	52:35.451	2 Laps	121.6	6	2:23.183	127.6
25	88 M. Abad (Jr.)	Moto Club Igualada	Ford Fiesta ST Line	O.M.	21	52:56.994	2 Laps	120.8	18	2:23.963	127.0
26	94 R. Marchesi/D. Carluccio	Lurauto KK	Mini Cooper	O.M.	21	53:56.488	2 Laps	118.6	2	2:26.910	124.4
27	11 L. Puigmal	Laurent Puigmal	Peugeot RCZ	D3	20	46:13.941	3 Laps	131.8	7	2:09.385	141.3
28	84 E. Bordas (Jr.)	Motor Club S.R. Pitiús	Ford Fiesta ST Line	O.M.	20	52:16.792	3 Laps	116.5	2	2:25.614	125.5
29	92 L. García/J. Espinosa (JF)	Lurauto KK	Mini Cooper	O.M.	20	52:18.461	3 Laps	116.5	4	2:26.853	124.5
30	43 G. Cabañas/I. Hernandez (Jr.)	Chefo Sport	Renault Clio Cup IV	D4	20	52:24.746	3 Laps	116.2	13	2:13.002	137.4
31	97 I. Villar/I. Yabar	Lurauto KK	Mini Cooper	O.M.	20	53:20.337	3 Laps	114.2	4	2:24.077	126.9
32	93 M. Huarte (JF)/A. Agurretxe (Da)	Lurauto KK	Mini Cooper	O.M.	20	53:48.363	3 Laps	113.2	9	2:28.768	122.9
Not classified											
25	F. Perez	Ultima Vuelta	Peugeot 207 PROTO	D4	16	37:44.794			7	2:10.464	140.1
89	R. Sabater	Desguaces La Torre	Ford Fiesta ST Line	O.M.	12	28:38.767			11	2:20.863	129.8
85	J. Chicoy	Desguaces La Torre	Ford Fiesta ST Line	O.M.	7	17:19.080			4	2:23.798	127.1
95	S. Arribas	Lurauto KK	Mini Cooper	O.M.	4	9:51.153			4	2:23.247	127.6
83	M. Lombardini	Desguaces La Torre	Ford Fiesta ST Line	O.M.	1	3:11.724					
Not Started											
39	I. Beguiristain/P. Herraiz	Club Jarama Sport	Suzuki Swift Cup	O.M.							

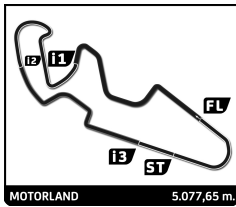
Pole Position:	Ivan Velasco	2:08.336	142.4 Kph
Fastest Lap:	Lap 5 Ivan Velasco	2:08.678	142.0 Kph

#25 - DRIVE THROUGH PENALTY DUE TO STEWARDS DECISION N° 8
 #14 - DRIVE THROUGH PENALTY DUE TO STEWARDS DECISION N° 9
 #97 - 1 LAP PENALTY DUE TO STEWARDS DECISION N° 10

Published at:

Track Status: **DRY**

Stewards:	Timekeeper:



CARRERA 1 CER Clase 2-3 (48 Minutes +1 Lap)

Final Classification by Class

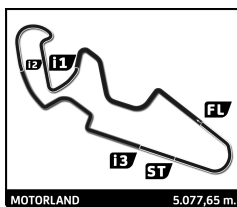
Nr Drivers	Team	Car	Laps	Total Time	Gap	Kph	Best Lap			
							Lap	Time	Kph	
D3										
1	8 I. Velasco / A. Castillo (JF)	VSR Motorsport	Peugeot RCZ	23	51:38.485		135.7	5	2:08.678	142.0
2	29 A. Colomina / J. Diez (JF)	SMC Junior Motorsport	Peugeot RCZ	23	52:11.114	+32.629	134.3	5	2:10.609	139.9
3	26 A. Sainero (Jr.) / A. Bajo (Jr.)	E2P Esc. Española Pilotos	Peugeot RCZ	23	52:17.395	+38.910	134.0	6	2:09.607	141.0
4	21 G. Alonso (JF) / M. Alonso	Chefo Sport	Peugeot RCZ	23	52:26.103	+47.618	133.6	21	2:09.628	141.0
5	19 A. Ciacci (JF)	Lurauto KK	BMW M235i Racing	23	52:28.005	+49.520	133.5	9	2:08.956	141.7
6	27 S. Morera / M. Ruiz	SMC Junior Motorsport	Peugeot RCZ	22	51:44.201	1 Lap	129.5	5	2:11.691	138.8
7	11 L. Puigmal	Laurent Puigmal	Peugeot RCZ	20	46:13.941	3 Laps	131.8	7	2:09.385	141.3
D4										
1	24 J. Rueda (JF)	SMC Junior Motorsport	Renault Clio Cup IV	23	53:03.564		132.0	5	2:12.564	137.9
2	55 M. Cejudo (Jr.) / J. Cejudo	Motor Club Sabadell	Renault Clio Cup IV	23	53:08.773	+5.209	131.8	7	2:12.421	138.0
3	33 A. Santos / B. Mendez	Chefo Sport	Renault Clio Cup IV	23	53:09.819	+6.255	131.8	19	2:12.075	138.4
4	31 A. Aguado (Jr.) / J. Aguado (Jr.)	VSR Motorsport	Renault Clio Cup IV	23	53:10.332	+6.768	131.8	2	2:12.494	137.9
5	14 H. Van Zoest (JF)	Skualo Competición	Renault Clio Cup IV	23	53:34.484	+30.920	130.8	4	2:12.398	138.0
6	66 J. Carayol	Motor Club Sabadell	Renault Clio Cup IV	23	53:39.987	+36.423	130.6	20	2:13.622	136.8
7	18 J. López (JF) / A. Rodríguez	CD Plemar Sport	Renault Clio Cup IV	23	53:40.230	+36.666	130.5	18	2:12.299	138.2
8	38 I. Moreno de Cala / A. García	SMC Junior Motorsport	Renault Clio Cup IV	22	51:50.873	1 Lap	129.3	5	2:12.678	137.8
9	20 F. Fernandez / V. Fernandez	RC2 Junior Team	Renault Clio Cup IV	22	52:10.754	1 Lap	128.4	4	2:12.721	137.7
10	43 G. Cabañas / I. Hernandez (Jr.)	Chefo Sport	Renault Clio Cup IV	20	52:24.746	3 Laps	116.2	13	2:13.002	137.4
Not classified										
25	F. Perez	Ultima Vuelta	Peugeot 207 PROTO	16	37:44.794			7	2:10.464	140.1
D5										
1	46 H. Hernandez / B. Hormigos	Ultima Vuelta	Mini Challenge	23	53:41.025		130.5	5	2:13.665	136.7
2	86 V. Vallés (JF)	Desguaces La Torre	Ford Fiesta ST Line	23	53:48.399	+7.374	130.2	14	2:15.049	135.3
3	37 I. De Ana	Israel de Ana Morales	Peugeot 207	23	53:51.521	+10.496	130.1	15	2:14.650	135.7
4	4 H. Pellefigue (JF) / E. Atkalian (JF)	Henri Pellefigue	Renault Spider	22	52:46.941	1 Lap	127.0	11	2:14.077	136.3
5	12 J. Campos	Peña Autocross Arteixo	Renault Clio Cup III	22	53:52.841	1 Lap	124.4	4	2:19.597	130.9
O.M.										
1	87 A. Lafuente	Desguaces La Torre	Ford Fiesta ST Line	22	54:05.009		123.9	7	2:21.008	129.6
2	81 M. Grande (Jr.)	Extremadura Rally Team	Ford Fiesta ST Line	21	52:00.617	1 Lap	123.0	7	2:21.656	129.0
3	90 I. Lujambio / R. Alonso	Lurauto KK	Mini Cooper	21	52:31.824	1 Lap	121.8	8	2:22.114	128.6
4	82 S. Torres (Jr.) / M. Torres	Motor Club S.R. Pitius	Ford Fiesta ST Line	21	52:35.451	1 Lap	121.6	6	2:23.183	127.6
5	88 M. Abad (Jr.)	Moto Club Igualada	Ford Fiesta ST Line	21	52:56.994	1 Lap	120.8	18	2:23.963	127.0
6	94 R. Marchesi / D. Carluccio	Lurauto KK	Mini Cooper	21	53:56.488	1 Lap	118.6	2	2:26.910	124.4
7	84 E. Bordas (Jr.)	Motor Club S.R. Pitius	Ford Fiesta ST Line	20	52:16.792	2 Laps	116.5	2	2:25.614	125.5
8	92 L. García / J. Espinosa (JF)	Lurauto KK	Mini Cooper	20	52:18.461	2 Laps	116.5	4	2:26.853	124.5
9	97 I. Villar / I. Yabar	Lurauto KK	Mini Cooper	20	53:20.337	2 Laps	114.2	4	2:24.077	126.9
10	93 M. Huarte (JF) / A. Agurretxe (Da)	Lurauto KK	Mini Cooper	20	53:48.363	2 Laps	113.2	9	2:28.768	122.9
Not classified										
89	R. Sabater	Desguaces La Torre	Ford Fiesta ST Line	12	28:38.767			11	2:20.863	129.8
85	J. Chicoy	Desguaces La Torre	Ford Fiesta ST Line	7	17:19.080			4	2:23.798	127.1
95	S. Arribas	Lurauto KK	Mini Cooper	4	9:51.153			4	2:23.247	127.6
83	M. Lombardini	Desguaces La Torre	Ford Fiesta ST Line	1	3:11.724					
Not Started										
39	I. Beguiristain / P. Herraiz	Club Jarama Sport	Suzuki Swift Cup							

#25 - DRIVE THROUGH PENALTY DUE TO STEWARDS DECISION N° 8
 #14 - DRIVE THROUGH PENALTY DUE TO STEWARDS DECISION N° 9
 #97 - 1 LAP PENALTY DUE TO STEWARDS DECISION N° 10

Published at:

Track Status: **DRY**

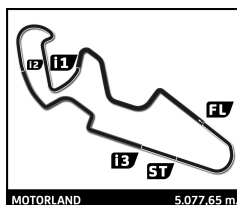
Stewards:	Timekeeper:
-----------	-------------



CARRERA 1 CER Clase 2-3

Lap Chart

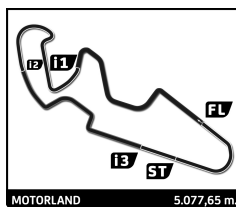
		Lap																							
Nr	Pos	Grid	1	2	3	4	5	6	7	8	9	10	11	12	13	14	15	16	17	18	19	20	21	22	23
8	1	8	8	8	8	8	8	8	8	8	8	8	8	8	25	8	8	8	8	8	8	8	8	8	8
27	2	27	26	26	26	11	11	11	11	11	11	11	11	29	38	26	26	26	26	26	26	26	26	26	29
19	3	19	11	11	11	26	26	26	26	26	26	26	29	27	4	11	11	11	11	11	29	29	29	29	26
11	4	11	27	27	29	29	29	29	29	29	29	29	27	31	8	29	29	29	29	29	11	19	21	21	21
26	5	26	29	29	31	27	27	27	27	27	27	27	31	25	26	31	31	19	19	21	19	21	19	19	19
25	6	25	31	31	27	31	31	31	31	31	31	31	20	20	11	14	19	21	21	19	21	11	33	24	24
29	7	29	20	20	20	20	20	20	20	20	20	20	55	55	29	24	21	31	31	14	14	33	24	33	55
21	8	21	33	33	33	33	33	33	33	55	55	55	25	38	31	19	14	14	14	31	24	24	31	31	14
55	9	55	21	21	21	21	21	55	55	33	33	33	24	14	21	24	24	24	24	33	31	14	14	14	33
31	10	31	24	24	55	55	55	21	21	21	21	25	38	14	24	20	25	25	33	33	31	14	55	55	31
33	11	33	55	55	24	14	14	14	24	24	24	38	24	4	20	25	20	33	55	55	55	55	46	66	66
24	12	24	38	38	14	24	24	24	38	38	25	24	14	46	19	27	33	20	27	27	46	46	66	46	18
20	13	20	4	14	38	38	38	14	14	38	14	46	37	21	33	27	55	20	46	66	66	18	18	46	46
46	14	46	14	4	46	46	46	46	25	25	14	21	4	11	27	38	55	27	46	66	86	86	86	86	86
38	15	38	46	46	4	4	4	25	46	46	46	46	37	26	33	55	38	38	38	86	27	18	37	37	37
43	16	43	19	18	37	25	25	4	4	4	4	4	66	21	55	46	46	46	86	37	37	37	27	27	27
14	17	14	18	37	25	37	37	37	19	19	19	19	86	19	46	86	86	86	66	38	18	27	38	38	38
4	18	4	66	66	66	66	66	66	66	37	66	66	26	33	86	66	66	66	37	18	38	38	20	20	20
18	19	18	37	86	18	86	86	86	19	66	37	37	18	89	66	37	37	37	18	20	20	20	4	4	4
12	20	12	12	25	86	18	18	18	86	86	86	86	21	86	37	18	18	18	4	4	4	4	12	12	12
89	21	89	85	12	12	12	12	19	19	18	18	18	18	89	66	18	4	4	4	87	87	87	12	87	87
87	22	87	87	85	89	19	12	12	12	12	12	89	19	18	97	87	87	87	12	12	12	87	81	81	81
81	23	81	86	87	85	89	89	89	89	89	89	89	87	87	97	87	12	12	12	81	81	81	81	90	90
66	24	66	89	89	87	87	87	87	87	87	87	81	81	87	12	81	81	81	90	90	90	90	82	82	82
90	25	90	81	19	81	85	81	81	81	81	81	12	90	81	81	90	90	90	88	88	88	88	82	88	88
85	26	85	90	81	82	81	85	85	90	90	90	90	97	12	90	82	88	88	82	82	82	88	97	97	97
97	27	97	25	90	90	82	90	90	82	82	82	82	12	82	82	88	82	82	97	97	97	97	94	94	94
83	28	83	82	82	19	90	82	82	97	97	97	97	82	90	88	97	97	97	94	94	94	94	94	94	94
82	29	82	97	97	95	95	97	97	88	88	88	94	88	88	94	94	94	94	84	84	84	84	84	84	84
84	30	84	95	95	97	97	88	88	85	94	94	92	94	94	84	84	84	84	92	92	92	92	92	92	92
86	31	86	84	84	94	88	94	94	94	92	92	93	84	84	92	92	92	92	43	43	43	43	43	43	43
92	32	92	94	94	88	94	92	92	92	93	93	88	92	92	93	93	93	43	93	93	93	93	93	93	93
94	33	94	92	88	92	92	93	93	93	84	84	84	93	93	43	43	43	43	93	93	93	93	93	93	93
93	34	93	88	92	93	93	84	84	84	43	43	43	43	43	43	43	43	43	93	93	93	93	93	93	93
88	35	88	93	93	84	84	43	43	43	43	43	43	43	43	43	43	43	43	93	93	93	93	93	93	93
39	36	39	83	43	43	43	43	43	43	43	43	43	43	43	43	43	43	43	43	43	43	43	43	43	43
37	37	37	43	43	43	43	43	43	43	43	43	43	43	43	43	43	43	43	43	43	43	43	43	43	43
95	38	95	43	43	43	43	43	43	43	43	43	43	43	43	43	43	43	43	43	43	43	43	43	43	43



CARRERA 1 CER Clase 2-3

Best Sector Times

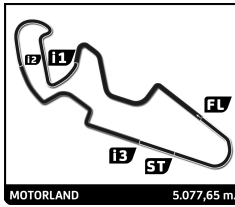
Sector 1		Sector 2		Sector 3		Sector 4		Ideal Lap	Best Lap
Nr	Driver	Time	Nr	Driver	Time	Nr	Driver	Nr	Lap
1	8 I.Velasco	35.814	8 I.Velasco	35.925	8 I.Velasco	33.587	19 A.Ciacci (JF)	22.824	1 8 2:08.211 2:08.678 (1)
2	19 A.Ciacci (JF)	35.832	26 A.Sainero (Jr.)	36.118	26 A.Sainero (Jr.)	33.660	8 I.Velasco	22.885	2 19 2:08.729 2:08.956 (2)
3	26 A.Bajo (Jr.)	36.130	11 L.Puigtal	36.234	11 L.Puigtal	33.718	21 M.Alonso	22.955	3 26 2:08.997 2:09.607 (4)
4	21 M.Alonso	36.178	19 A.Ciacci (JF)	36.297	21 M.Alonso	33.722	29 A.Colomina	22.996	4 11 2:09.207 2:09.385 (3)
5	11 L.Puigtal	36.187	25 F.Perez	36.310	19 A.Ciacci (JF)	33.776	11 L.Puigtal	23.068	5 21 2:09.208 2:09.628 (5)
6	25 F.Perez	36.422	21 M.Alonso	36.353	25 F.Perez	33.856	26 A.Sainero (Jr.)	23.089	6 25 2:09.736 2:10.464 (6)
7	29 A.Colomina	36.592	29 A.Colomina	36.483	27 S.Morera	34.015	25 F.Perez	23.148	7 29 2:10.243 2:10.609 (7)
8	24 J.Rueda (JF)	36.867	27 S.Morera	36.667	29 A.Colomina	34.172	31 A.Aguado (Jr.)	23.417	8 27 2:11.181 2:11.691 (8)
9	33 B.Mendez	36.909	31 A.Aguado (Jr.)	36.863	33 B.Mendez	34.271	38 I.Moreno de Cala	23.472	9 33 2:11.689 2:12.075 (9)
10	27 S.Morera	36.918	14 H.Van Zoest (JF)	36.871	55 M.Cejudo (Jr.)	34.310	14 H.Van Zoest (JF)	23.523	10 55 2:11.962 2:12.421 (12)
11	18 A.Rodriguez	36.924	33 B.Mendez	36.894	18 A.Rodriguez	34.414	55 M.Cejudo (Jr.)	23.528	11 24 2:11.972 2:12.564 (14)
12	14 H.Van Zoest (JF)	36.937	24 J.Rueda (JF)	36.948	38 I.Moreno de Cala	34.439	43 I.Hernandez (Jr.)	23.574	12 14 2:12.015 2:12.398 (11)
13	55 M.Cejudo (Jr.)	37.009	38 I.Moreno de Cala	36.978	20 F.Fernandez	34.510	27 S.Morera	23.581	13 18 2:12.095 2:12.299 (10)
14	20 F.Fernandez	37.060	4 H.Pellefigue (JF)	36.999	31 A.Aguado (Jr.)	34.537	24 J.Rueda (JF)	23.592	14 38 2:12.170 2:12.678 (15)
15	38 I.Moreno de Cala	37.281	20 F.Fernandez	37.032	43 I.Hernandez (Jr.)	34.546	33 B.Mendez	23.615	15 31 2:12.199 2:12.494 (13)
16	46 H.Hernandez	37.326	18 A.Rodriguez	37.113	24 J.Rueda (JF)	34.565	66 J.Carayol	23.636	16 20 2:12.301 2:12.721 (16)
17	31 A.Aguado (Jr.)	37.382	55 J.Cejudo	37.115	46 H.Hernandez	34.679	18 A.Rodriguez	23.644	17 43 2:12.752 2:13.002 (17)
18	66 J.Carayol	37.395	43 I.Hernandez (Jr.)	37.173	66 J.Carayol	34.680	20 F.Fernandez	23.699	18 66 2:13.198 2:13.622 (18)
19	37 I.De Ana	37.448	46 H.Hernandez	37.222	14 H.Van Zoest (JF)	34.684	37 I.De Ana	23.802	19 46 2:13.199 2:13.665 (19)
20	43 I.Hernandez (Jr.)	37.459	66 J.Carayol	37.487	4 H.Pellefigue (JF)	34.847	4 H.Pellefigue (JF)	23.835	20 4 2:13.515 2:14.077 (20)
21	86 V.Vallés (JF)	37.629	86 V.Vallés (JF)	37.691	37 I.De Ana	34.916	86 V.Vallés (JF)	23.910	21 37 2:13.901 2:14.650 (21)
22	4 H.Pellefigue (JF)	37.834	37 I.De Ana	37.735	86 V.Vallés (JF)	35.073	46 H.Hernandez	23.972	22 86 2:14.303 2:15.049 (22)
23	12 J.Campos	39.114	12 J.Campos	38.991	12 J.Campos	35.927	12 J.Campos	24.793	23 12 2:18.825 2:19.597 (23)
24	87 A.Lafuente	39.391	89 R.Sabater	39.359	89 R.Sabater	36.353	90 I.Lujambio	25.030	24 89 2:20.546 2:20.863 (24)
25	89 R.Sabater	39.435	87 A.Lafuente	39.465	87 A.Lafuente	36.544	87 A.Lafuente	25.200	25 87 2:20.600 2:21.008 (25)
26	90 I.Lujambio	39.722	81 M.Grande (Jr.)	39.666	81 M.Grande (Jr.)	36.686	81 M.Grande (Jr.)	25.235	26 81 2:21.320 2:21.656 (26)
27	81 M.Grande (Jr.)	39.733	90 I.Lujambio	39.689	90 I.Lujambio	36.994	89 R.Sabater	25.399	27 90 2:21.435 2:22.114 (27)
28	82 S.Torres (Jr.)	39.901	82 S.Torres (Jr.)	39.934	85 J.Chicoy	37.071	85 J.Chicoy	25.421	28 82 2:22.384 2:23.183 (28)
29	95 S.Arribas	40.142	95 S.Arribas	40.031	95 S.Arribas	37.084	82 S.Torres (Jr.)	25.423	29 95 2:22.865 2:23.247 (29)
30	97 I.Villar	40.158	85 J.Chicoy	40.197	97 I.Villar	37.120	88 M.Abad (Jr.)	25.536	30 85 2:23.088 2:23.798 (30)
31	88 M.Abad (Jr.)	40.301	97 I.Villar	40.280	82 S.Torres (Jr.)	37.126	95 S.Arribas	25.608	31 97 2:23.205 2:24.077 (32)
32	85 J.Chicoy	40.399	88 M.Abad (Jr.)	40.291	88 M.Abad (Jr.)	37.263	97 I.Villar	25.647	32 88 2:23.391 2:23.963 (31)
33	92 J.Espinosa (JF)	40.884	84 E.Bordas (Jr.)	40.714	84 E.Bordas (Jr.)	37.404	84 E.Bordas (Jr.)	26.110	33 84 2:25.114 2:25.614 (33)
34	84 E.Bordas (Jr.)	40.886	92 L.García	40.887	94 R.Marchesi	37.744	94 R.Marchesi	26.126	34 94 2:25.938 2:26.910 (35)
35	94 R.Marchesi	41.072	94 R.Marchesi	40.996	92 L.García	38.190	92 L.García	26.224	35 92 2:26.185 2:26.853 (34)
36	93 M.Huarte (JF)	41.612	93 M.Huarte (JF)	41.671	93 M.Huarte (JF)	38.399	93 M.Huarte (JF)	26.548	36 93 2:28.230 2:28.768 (36)



CARRERA 1 CER Clase 2-3

Best Top Speed

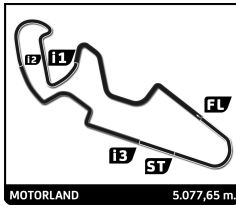
Team	Car	Class	Top Speed	Top 1 Kph Lap	Top 2 Kph Lap	Top 3 Kph Lap	Top 4 Kph Lap	Top 5 Kph Lap	Avg					
19 Lurauto KK	BMW M235i Racing	D3	A. Ciacci (JF)	221.8	19	220.9	22	220.4	11	220.0	14	220.0	9	220,6
11 Laurent Puitgmal	Peugeot RCZ	D3	L. Puigtmal	217.7	13	217.3	1	217.3	16	216.9	2	216.9	3	217,2
21 Chefo Sport	Peugeot RCZ	D3	M. Alonso	216.9	20	216.0	22	216.0	19	215.6	14	215.1	17	215,9
26 E2P Esc. Española Pilotos	Peugeot RCZ	D3	A. Sainero (Jr.)	216.0	8	214.3	6	214.3	5	213.9	13	213.9	4	214,5
8 VSR Motorsport	Peugeot RCZ	D3	A. Castillo (JF)	215.6	19	214.7	15	214.3	1	214.3	7	214.3	18	214,6
29 SMC Junior Motorsport	Peugeot RCZ	D3	J. Diez (JF)	215.6	18	215.6	14	215.1	1	215.1	2	215.1	15	215,3
25 Ultima Vuelta	Peugeot 207 PROTO	D4	F. Perez	212.6	15	207.7	12	206.9	2	206.9	9	206.5	7	208,1
31 VSR Motorsport	Renault Clio Cup IV	D4	A. Aguado (Jr.)	211.8	1	210.5	2	209.7	20	208.9	19	208.1	23	209,8
66 Motor Club Sabadell	Renault Clio Cup IV	D4	J. Carayol	210.1	22	209.3	17	208.9	20	206.5	1	206.5	18	208,3
55 Motor Club Sabadell	Renault Clio Cup IV	D4	M. Cejudo (Jr.)	209.3	12	207.7	7	207.3	16	206.9	5	206.9	20	207,6
27 SMC Junior Motorsport	Peugeot RCZ	D3	S. Morera	208.9	3	205.7	1	205.7	2	204.5	7	203.8	4	205,7
14 Skualo Competición	Renault Clio Cup IV	D4	H. Van Zoest (JF)	208.5	16	207.3	1	207.3	22	207.3	3	206.5	17	207,4
38 SMC Junior Motorsport	Renault Clio Cup IV	D4	I. Moreno de Cala	208.5	7	208.1	3	208.1	6	207.3	4	206.9	17	207,8
37 Israel de Ana Morales	Peugeot 207	D5	I. De Ana	208.1	16	207.7	20	207.3	19	206.5	17	205.7	1	207,1
43 Chefo Sport	Renault Clio Cup IV	D4	I. Hernandez (Jr.)	208.1	12	207.3	13	206.1	16	205.7	9	205.3	17	206,5
46 Ultima Vuelta	Mini Challenge	D5	H. Hernandez	208.1	1	204.5	23	204.2	22	203.8	21	203.8	18	204,9
24 SMC Junior Motorsport	Renault Clio Cup IV	D4	J. Rueda (JF)	207.3	17	206.9	14	206.5	3	206.5	16	206.5	18	206,7
20 RC2 Junior Team	Renault Clio Cup IV	D4	F. Fernandez	206.9	7	206.5	1	205.7	6	205.3	2	204.5	12	205,8
86 Desguaces La Torre	Ford Fiesta ST Line	D5	V. Vallés (JF)	206.5	1	206.5	17	205.7	11	204.9	21	204.5	14	205,6
18 CD Plemar Sport	Renault Clio Cup IV	D4	A. Rodriguez	206.1	22	206.1	19	205.3	7	204.9	21	204.9	20	205,5
33 Chefo Sport	Renault Clio Cup IV	D4	B. Mendez	206.1	22	205.3	19	204.5	23	204.5	2	203.8	13	204,8
4 Henri Pellefigue	Renault Spider	D5	H. Pellefigue (JF)	205.7	1	204.2	3	203.0	2	202.6	11	202.2	4	203,5
12 Peña Autocross Arteixo	Renault Clio Cup III	D5	J. Campos	195.3	19	194.6	12	193.5	1	193.2	18	193.2	21	194,0
90 Lurauto KK	Mini Cooper	O.M.	R. Alonso	193.2	13	192.9	1	192.5	16	192.5	15	192.2	12	192,7
95 Lurauto KK	Mini Cooper	O.M.	S. Arribas	188.5	2	188.2	1	186.5	4	185.6	3			187,2
97 Lurauto KK	Mini Cooper	O.M.	I. Villar	186.5	2	186.2	1	184.3	3	184.0	11	183.4	20	184,9
94 Lurauto KK	Mini Cooper	O.M.	D. Carluccio	185.6	18	184.9	1	184.6	20	183.1	17	183.1	16	184,3
85 Desguaces La Torre	Ford Fiesta ST Line	O.M.	J. Chicoy	185.2	1	177.0	7	176.5	5	176.5	2	176.2	6	178,3
81 Extremadura Rally Team	Ford Fiesta ST Line	O.M.	M. Grande (Jr.)	184.9	15	184.3	1	184.0	17	183.7	19	183.4	4	184,1
87 Desguaces La Torre	Ford Fiesta ST Line	O.M.	A. Lafuente	184.6	7	184.3	1	184.3	20	184.0	14	183.7	15	184,2
93 Lurauto KK	Mini Cooper	O.M.	M. Huarte (JF)	184.6	1	184.3	8	184.0	2	183.7	18	183.1	19	183,9
89 Desguaces La Torre	Ford Fiesta ST Line	O.M.	R. Sabater	184.3	1	183.7	2	182.7	11	182.1	7	181.8	4	182,9
82 Motor Club S.R. Pitius	Ford Fiesta ST Line	O.M.	M. Torres	183.4	14	183.4	17	183.1	21	182.7	7	182.4	16	183,0
92 Lurauto KK	Mini Cooper	O.M.	L. García	182.4	1	182.1	17	181.5	2	181.5	18	180.6	16	181,6
88 Moto Club Igualada	Ford Fiesta ST Line	O.M.	M. Abad (Jr.)	181.2	13	180.9	18	180.6	17	180.6	8	180.6	19	180,8
84 Motor Club S.R. Pitius	Ford Fiesta ST Line	O.M.	E. Bordas (Jr.)	180.3	8	179.4	1	178.8	2	178.8	16	178.2	18	179,1
83 Desguaces La Torre	Ford Fiesta ST Line	O.M.	M. Lombardir	147.5	1									147,5
39 Club Jarama Sport	Suzuki Swift Cup	O.M.												



CARRERA 1 CER Clase 2-3

Leader Sequence by Class

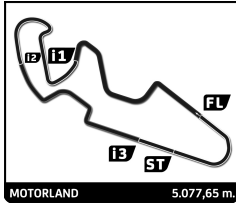
Nr	Team	Car	Start Lap	End Lap	Laps	Total Laps
D3						
8	VSR Motorsport	Peugeot RCZ	1	23	23	23
D4						
31	VSR Motorsport	Renault Clio Cup IV	1	12	12	12
25	Ultima Vuelta	Peugeot 207 PROTO	13	13	1	1
31	VSR Motorsport	Renault Clio Cup IV	14	17	4	16
14	Skualo Competición	Renault Clio Cup IV	18	19	2	2
33	Chefo Sport	Renault Clio Cup IV	20	21	2	2
24	SMC Junior Motorsport	Renault Clio Cup IV	22	23	2	2
D5						
4	Henri Pellefigue	Renault Spider	1	2	2	2
46	Ultima Vuelta	Mini Challenge	3	11	9	9
4	Henri Pellefigue	Renault Spider	12	13	2	4
46	Ultima Vuelta	Mini Challenge	14	23	10	19
O.M.						
85	Desguaces La Torre	Ford Fiesta ST Line	1	2	2	2
89	Desguaces La Torre	Ford Fiesta ST Line	3	12	10	10
97	Lurauto KK	Mini Cooper	13	13	1	1
87	Desguaces La Torre	Ford Fiesta ST Line	14	22	9	9



CARRERA 1 CER Clase 2-3

Fastest Lap Sequence

Elapsed	Nr Team	Car	Class	Driver	Time	Kph	Lap
4:20.299	8 VSR Motorsport	Peugeot RCZ	D3	Ivan Velasco	2:09.286	141.4	2
8:38.346	8 VSR Motorsport	Peugeot RCZ	D3	Ivan Velasco	2:08.738	142.0	4
10:47.024	8 VSR Motorsport	Peugeot RCZ	D3	Ivan Velasco	2:08.678	142.0	5

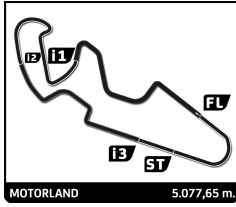


CARRERA 1 CER Clase 2-3

Analysis by lap

Lapped

Nr	Lap Time	Gap	Nr	Lap Time	Gap	Nr	Lap Time	Gap	Nr	Lap Time	Gap	Nr	Lap Time	Gap
Lap 1			66	2:19.684	30.822	Lap 4			66	2:16.465	52.092	93	2:29.743	1 Lap
8	2:11.013	0.000	86	2:18.984	31.689	8	2:08.738	86	2:15.944	53.750	84	2:26.575	1 Lap	
26	2:16.713	5.700	25	2:14.540	32.192	11	2:11.592	11.677	18	2:15.833	55.197	11	2:09.385	13.363
11	2:16.858	5.845	12	2:22.001	34.033	26	2:12.343	12.050	19	2:10.395	1:03.736	26	2:09.882	14.357
27	2:17.186	6.173	85	2:25.532	37.901	29	2:11.117	14.006	12	2:22.667	1:09.462	29	2:10.861	19.348
29	2:17.515	6.502	87	2:25.680	38.194	27	2:12.015	17.501	89	2:20.939	1:17.752	27	2:12.005	26.029
31	2:18.096	7.083	89	2:24.151	38.315	37	2:12.015	17.501	87	2:21.044	1:18.798	31	2:13.498	31.548
20	2:19.174	8.161	19	2:28.796	38.625	21	2:13.106	18.536	81	2:22.696	1:23.134	20	2:13.663	32.113
33	2:20.970	9.957	81	2:24.454	40.432	20	2:12.721	19.696	85	2:24.151	1:24.256	33	2:13.647	35.908
21	2:22.693	11.680	90	2:24.469	40.673	33	2:13.388	22.585	90	2:22.311	1:25.713	55	2:12.421	37.067
24	2:23.323	12.310	82	2:23.704	41.421	21	2:13.481	24.917	82	2:23.680	1:26.946	21	2:13.092	38.750
55	2:23.788	12.775	97	2:24.344	42.139	55	2:12.454	25.538	97	2:24.660	1:30.016	24	2:13.399	40.898
38	2:24.168	13.155	95	2:23.920	42.807	14	2:12.398	26.339	43	2:16.111	2 Laps	38	2:13.289	41.130
4	2:24.906	13.893	84	2:25.614	44.977	24	2:13.748	27.507	88	2:26.231	1:40.051	14	2:14.864	41.881
14	2:25.162	14.149	94	2:26.910	48.081	38	2:13.170	27.807	94	2:26.980	1:42.659	25	2:10.464	46.040
46	2:26.063	15.050	88	2:25.698	50.361	46	2:14.210	33.984	92	2:27.817	1:47.180	46	2:14.803	49.073
19	2:30.128	19.115	92	2:28.215	51.034	4	2:14.919	34.823	93	2:29.109	1:57.528	4	2:14.786	52.678
18	2:30.170	19.157	93	2:29.593	55.226	25	2:11.881	39.666	84	2:27.596	2:03.557	37	2:14.961	1:01.352
66	2:31.437	20.424	Lap 3			37	2:15.240	42.124	Lap 6			66	2:14.473	1:03.390
37	2:31.670	20.657	8	2:09.309	66	2:15.055	44.305	8	2:09.054	19	2:09.584	1:04.711		
12	2:32.331	21.318	26	2:10.423	8.445	86	2:15.429	46.484	11	2:09.558	13.347	86	2:15.645	1:06.105
85	2:32.668	21.655	11	2:10.172	8.823	18	2:17.153	48.042	26	2:09.607	13.844	18	2:15.660	1:07.664
87	2:32.813	21.800	29	2:11.327	11.627	12	2:19.597	55.473	29	2:10.973	17.856	12	2:20.042	1:31.313
86	2:33.004	21.991	31	2:13.186	14.168	19	2:13.617	1:02.019	27	2:11.933	23.393	89	2:21.215	1:41.788
89	2:34.463	23.450	27	2:14.022	14.224	89	2:21.622	1:05.491	31	2:13.063	27.419	87	2:21.008	1:42.760
81	2:36.277	25.264	20	2:13.323	15.713	87	2:21.211	1:06.432	20	2:12.947	27.819	81	2:21.656	1:48.611
90	2:36.503	25.490	33	2:13.273	17.935	85	2:23.798	1:08.783	33	2:13.655	31.630	43	2:16.239	2 Laps
25	2:37.951	26.938	21	2:12.936	20.174	81	2:22.611	1:09.116	55	2:12.804	34.015	90	2:24.788	1:54.923
82	2:38.016	27.003	55	2:13.437	21.822	82	2:24.734	1:11.944	21	2:14.211	35.027	82	2:23.669	1:55.375
97	2:38.094	27.081	24	2:14.289	22.497	90	2:24.587	1:12.080	14	2:14.645	36.386	97	2:25.172	2:02.700
95	2:39.186	28.173	14	2:13.060	22.679	95	2:23.247	1:12.807	24	2:14.529	36.868	Lap 8		
84	2:39.662	28.649	38	2:14.023	23.375	97	2:24.077	1:14.034	38	2:14.457	37.210	8	2:09.671	
94	2:41.470	30.457	46	2:15.633	28.512	88	2:24.938	1:22.498	46	2:13.722	43.639	88	2:25.615	1 Lap
92	2:43.118	32.105	4	2:17.006	28.642	94	2:27.027	1:24.357	25	2:11.681	44.945	85	2:43.976	1 Lap
88	2:44.962	33.949	37	2:15.772	35.622	92	2:26.853	1:28.041	4	2:15.698	47.261	94	2:29.017	1 Lap
93	2:45.932	34.919	25	2:13.640	36.523	43	2:16.619	2 Laps	37	2:15.545	55.760	11	2:10.303	13.995
83	3:11.724	1:00.711	66	2:16.475	37.988	93	2:30.069	1:37.097	66	2:15.248	58.286	26	2:09.778	14.464
Lap 2			18	2:20.003	39.627	84	2:28.955	1:44.639	86	2:15.133	59.829	92	2:30.146	1 Lap
8	2:09.286		86	2:17.413	39.793	Lap 5			18	2:15.230	1:01.373	29	2:12.018	21.695
26	2:10.917	7.331	12	2:19.890	44.614	8	2:08.678	8	2:09.814	1:04.496	27	2:12.480	28.838	
11	2:11.401	7.960	89	2:23.601	52.607	11	2:09.844	12.843	12	2:20.232	1:20.640	93	2:30.996	1 Lap
27	2:12.624	9.511	85	2:25.131	53.723	26	2:09.919	13.291	89	2:21.244	1:29.942	84	2:28.452	1 Lap
29	2:12.393	9.609	87	2:25.074	53.959	29	2:10.609	15.937	87	2:21.377	1:31.121	31	2:13.562	35.439
31	2:12.494	10.291	81	2:24.120	55.243	27	2:11.691	20.514	81	2:22.244	1:36.324	20	2:13.784	36.226
20	2:12.824	11.699	82	2:23.836	55.948	31	2:13.552	23.410	85	2:23.824	1:39.026	55	2:12.842	40.238
33	2:13.300	13.971	90	2:24.867	56.231	20	2:12.908	23.926	90	2:22.845	1:39.504	33	2:14.261	40.498
21	2:14.153	16.547	19	2:27.824	57.140	33	2:13.122	27.029	82	2:23.183	1:41.075	21	2:12.661	41.740
24	2:14.493	17.517	95	2:24.800	58.298	21	2:13.631	29.870	43	2:15.341	2 Laps	24	2:13.413	44.640
55	2:14.205	17.694	97	2:25.865	58.695	55	2:13.405	30.265	97	2:25.935	1:46.897	38	2:13.599	45.058
38	2:14.792	18.661	94	2:27.296	1:06.068	14	2:13.134	30.795	88	2:24.956	1:55.953	14	2:13.135	45.345
14	2:14.065	18.928	88	2:25.246	1:06.298	24	2:12.564	31.393	94	2:28.122	2:01.727	25	2:10.644	47.013
4	2:16.338	20.945	92	2:28.201	1:09.926	38	2:12.678	31.807	92	2:26.966	2:05.092	46	2:14.481	53.883
46	2:16.424	22.188	93	2:29.849	1:15.766	46	2:13.665	38.971	Lap 7			4	2:14.366	57.373
18	2:19.062	28.933	43	7:50.393	2 Laps	4	2:14.472	40.617	8	2:09.369	19	2:10.396	1:05.436	
37	2:17.788	29.159	84	2:48.754	1:24.422	25	2:11.330	42.318	37	2:16.304	1:07.985	66	2:15.520	1:09.239
						37	2:15.823	49.269						

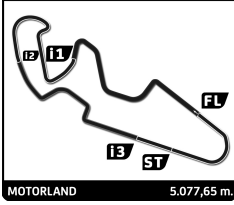


CARRERA 1 CER Clase 2-3

Analysis by lap

Lapped

Nr	Lap Time	Gap	Nr	Lap Time	Gap	Nr	Lap Time	Gap	Nr	Lap Time	Gap	Nr	Lap Time	Gap
86	2:15.533	1:11.967	55	2:12.829	47.157	19	3:29.863	1 Lap	33	2:13.206	1:38.114	81	2:23.073	1 Lap
18	2:15.422	1:13.415	33	2:13.370	48.749	87	2:26.488	1 Lap	90	4:05.008	1 Lap	31	2:16.747	48.845
12	2:22.091	1:43.733	94	2:28.165	1 Lap	43	2:20.155	3 Laps	88	2:25.080	1 Lap	19	2:11.488	51.472
89	2:20.999	1:53.116	25	2:12.372	52.645	81	2:26.106	1 Lap	55	3:57.558	1:42.215	21	2:11.578	51.895
87	2:21.435	1:54.524	38	2:14.235	54.525	29	2:17.550	33.035	46	3:44.316	1:51.836	14	2:15.156	52.368
43	2:16.623	2 Laps	24	2:14.975	54.822	90	2:30.671	1 Lap	86	2:16.051	1:59.021	24	2:15.114	52.654
81	2:23.226	2:02.166	14	2:14.655	55.542	27	2:18.308	45.243	66	2:15.382	2:01.830	25	2:11.143	57.532
90	2:22.114	2:07.366	21	2:18.726	55.565	31	2:16.271	51.993	37	3:38.900	2:04.966	20	2:15.544	57.999
Lap 9			92	2:34.178	1 Lap	25	2:11.468	52.820	18	2:13.377	2:20.211	33	2:14.009	1:02.379
8	2:09.198		46	2:14.218	1:03.741	20	2:17.364	53.869	94	2:30.778	1 Lap	27	2:18.360	1:06.034
82	2:23.748	1 Lap	4	2:15.739	1:09.454	55	2:16.626	54.346	97	2:31.998	2:43.668	55	2:15.078	1:09.458
97	2:25.986	1 Lap	19	2:15.770	1:11.630	97	2:26.461	1 Lap	Lap 14			38	2:23.209	1:16.088
11	2:10.222	15.019	93	2:28.768	1 Lap	38	2:13.386	58.498	8	2:10.648		46	2:18.497	1:24.783
26	2:10.232	15.498	66	2:15.546	1:21.515	24	2:17.539	1:03.585	26	2:11.867	1.585	90	2:24.941	1 Lap
88	2:24.667	1 Lap	37	2:15.994	1:22.122	14	2:17.662	1:04.663	11	2:11.795	1.705	82	2:26.710	1 Lap
29	2:11.516	24.013	86	2:15.272	1:23.796	84	3:58.356	2 Laps	84	2:40.382	2 Laps	86	2:16.249	1:27.787
94	2:28.869	1 Lap	18	2:16.447	1:27.048	4	2:14.262	1:15.381	43	2:14.846	3 Laps	93	2:39.485	2 Laps
27	2:12.737	32.377	84	2:46.502	1 Lap	46	2:21.005	1:17.209	92	2:31.976	2 Laps	88	2:26.695	1 Lap
92	2:28.937	1 Lap	Lap 11			37	2:20.204	1:35.755	29	2:14.814	17.358	66	2:14.737	1:28.290
31	2:13.667	39.908	8	2:09.197		11	3:29.039	1:40.315	87	2:23.364	1 Lap	37	2:14.650	1:32.650
20	2:14.207	41.235	89	2:21.674	1 Lap	26	2:12.401	1:40.525	12	2:21.446	1 Lap	18	2:12.634	1:43.043
55	2:12.622	43.662	87	2:22.464	1 Lap	12	3:38.821	1 Lap	81	2:23.437	1 Lap	97	4:08.902	1 Lap
33	2:13.413	44.713	81	2:22.047	1 Lap	82	3:44.443	1 Lap	31	2:17.566	41.511	Lap 16		
21	2:13.631	46.173	43	2:15.148	3 Laps	88	2:25.204	1 Lap	14	2:14.474	46.625	8	2:10.125	
24	2:13.739	49.181	12	2:41.932	1 Lap	21	2:10.272	2:24.457	24	2:14.635	46.953	26	2:10.651	2.890
25	2:11.792	49.607	11	2:17.039	24.491	19	2:09.985	2:29.066	19	2:13.160	49.397	4	2:19.657	1 Lap
38	2:13.764	49.624	90	2:24.035	1 Lap	33	3:51.833	2:34.597	21	2:13.176	49.730	11	2:10.816	5.174
14	2:14.074	50.221	29	2:11.707	28.700	89	2:26.944	2:42.705	20	2:18.059	51.868	94	2:29.360	2 Laps
93	2:31.614	1 Lap	82	2:30.389	1 Lap	86	3:31.822	2:52.659	25	3:48.921	55.802	29	2:12.134	23.763
84	2:31.611	1 Lap	27	2:13.361	40.150	66	3:36.594	2:56.137	27	2:19.126	57.087	43	2:13.002	3 Laps
46	2:14.172	58.857	97	2:25.085	1 Lap	94	4:08.102	1 Lap	33	2:12.788	57.783	87	2:22.630	1 Lap
4	2:14.874	1:03.049	31	2:14.163	48.937	Lap 13			93	2:40.964	2 Laps	19	2:11.456	52.803
19	2:08.956	1:05.194	20	2:13.259	49.720	25	2:16.869		38	3:46.093	1:02.292	21	2:11.428	53.198
66	2:15.262	1:15.303	55	2:12.975	50.935	18	3:45.547	1 Lap	55	2:14.697	1:03.793	31	2:17.533	56.253
37	2:16.675	1:15.462	25	2:11.119	54.567	38	2:20.509	9.318	90	2:24.346	1 Lap	14	2:14.350	56.593
86	2:15.089	1:17.858	33	2:16.427	55.979	97	2:25.796	1 Lap	82	2:38.779	1 Lap	24	2:14.470	56.999
18	2:15.718	1:19.935	38	2:12.999	58.327	84	2:29.468	2 Laps	88	2:24.976	1 Lap	84	2:34.017	2 Laps
12	2:25.277	1:59.812	24	2:13.636	59.261	4	2:23.481	29.173	46	2:16.982	1:15.699	92	2:32.945	2 Laps
89	2:21.052	2:04.970	14	2:13.871	1:00.216	92	4:37.724	2 Laps	86	2:15.049	1:20.951	12	2:27.149	1 Lap
87	2:22.308	2:07.634	46	2:14.875	1:09.419	8	3:52.160	42.471	66	2:14.255	1:22.966	25	2:13.979	1:01.386
Lap 10			4	2:14.077	1:14.334	26	2:12.001	42.837	37	2:15.566	1:27.413	81	2:25.501	1 Lap
8	2:09.334		94	2:33.466	1 Lap	11	2:12.403	43.029	18	2:12.730	1:39.822	33	2:12.831	1:05.085
81	2:22.048	1 Lap	92	2:31.771	1 Lap	87	3:38.023	1 Lap	4	4:28.183	2:04.237	20	2:23.434	1:11.308
90	2:22.383	1 Lap	37	2:15.841	1:28.766	43	3:36.138	3 Laps	94	2:29.972	1 Lap	55	2:13.922	1:13.255
82	2:24.329	1 Lap	66	2:20.440	1:32.758	29	3:32.317	55.663	Lap 15			27	2:18.099	1:14.008
43	2:38.216	3 Laps	86	2:19.453	1:34.052	81	3:41.583	1 Lap	8	2:09.413		38	2:21.546	1:27.509
11	2:10.964	16.649	26	3:30.058	1:41.339	12	2:24.527	1 Lap	26	2:10.192	2.364	46	2:16.366	1:31.024
26	2:14.314	20.478	93	2:38.695	1 Lap	93	4:51.677	2 Laps	11	2:12.191	4.483	86	2:15.428	1:33.090
29	2:11.511	26.190	18	2:26.340	1:44.191	31	3:34.760	1:17.064	29	2:13.809	21.754	66	2:16.747	1:34.912
97	2:25.946	1 Lap	88	3:41.576	1 Lap	82	2:26.520	1 Lap	43	2:15.056	3 Laps	37	2:15.768	1:38.293
27	2:12.943	35.986	Lap 12			14	3:30.296	1:25.270	84	2:31.051	2 Laps	90	2:24.179	1 Lap
88	2:30.653	1 Lap	8	2:13.215		24	3:31.541	1:25.437	92	2:29.558	2 Laps	88	2:24.794	1 Lap
31	2:13.397	43.971	21	3:41.032	1 Lap	20	3:42.748	1:26.928	87	2:23.315	1 Lap	82	2:27.128	1 Lap
20	2:13.757	45.658	89	2:20.863	1 Lap	19	2:09.979	1:29.356	12	2:21.534	1 Lap	18	2:12.514	1:45.432
						21	2:14.905	1:29.673				93	2:38.658	2 Laps
						27	3:55.526	1:31.080				97	2:29.781	1 Lap

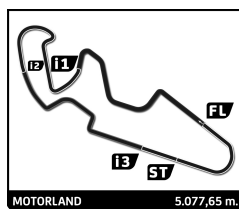


CARRERA 1 CER Clase 2-3

Analysis by lap

Lapped

Nr	Lap Time	Gap	Nr	Lap Time	Gap	Nr	Lap Time	Gap	Nr	Lap Time	Gap	Nr	Lap Time	Gap						
Lap 17																				
8	2:09.696		46	2:15.492	1:43.398	33	2:15.796	1:18.747	29	2:14.593	34.193									
26	2:09.627	2.821	66	2:14.835	1:44.458	24	2:16.551	1:19.283	90	2:27.232	2 Laps									
11	2:15.520	10.998	86	2:16.725	1:46.308	31	2:16.231	1:19.456	82	2:25.138	2 Laps									
4	2:19.225	1 Lap	37	2:15.180	1:49.527	14	2:17.416	1:19.689	88	2:30.898	2 Laps									
29	2:12.236	26.303	38	2:22.199	1:51.594	55	2:13.435	1:28.272	43	2:14.396	3 Laps									
43	2:14.022	3 Laps	18	2:12.299	1:52.541	94	2:29.503	2 Laps	21	2:11.140	52.611									
94	2:28.674	2 Laps	90	2:25.044	1 Lap	87	2:25.571	1 Lap	19	2:11.834	53.590									
19	2:10.495	53.602	Lap 19																	
21	2:10.572	54.074	8	2:10.259		46	2:15.498	1:53.932	4	2:20.856	1 Lap									
31	2:15.576	1:02.133	88	2:24.616	2 Laps	66	2:13.622	1:54.420	24	2:14.770	1:23.866									
14	2:15.523	1:02.420	82	2:23.969	2 Laps	81	2:23.932	1 Lap	33	2:16.296	1:23.974									
24	2:15.474	1:02.777	26	2:11.527	5.281	86	2:16.199	1:58.750	31	2:16.037	1:27.529									
87	2:23.797	1 Lap	20	3:03.864	1 Lap	18	2:14.082	1:59.749	14	2:15.625	1:28.335									
33	2:13.335	1:08.724	29	2:13.776	31.023	37	2:16.050	2:00.580	97	2:26.873	2 Laps									
12	2:22.903	1 Lap	11	2:21.532	32.401	27	2:19.512	2:02.796	55	2:13.968	1:30.943									
81	2:24.094	1 Lap	4	2:21.290	1 Lap	38	2:19.811	2:10.469	93	2:35.032	3 Laps									
55	2:14.276	1:17.835	43	2:14.525	3 Laps	Lap 21														
84	2:29.222	2 Laps	93	2:37.183	3 Laps	8	2:11.344		86	2:16.188	2:06.870									
92	2:29.870	2 Laps	97	2:30.213	2 Laps	84	2:30.097	3 Laps	12	2:21.905	1 Lap									
27	2:17.472	1:21.784	19	2:10.119	55.288	92	2:28.518	3 Laps	37	2:19.222	2:10.939									
20	2:32.502	1:34.114	21	2:11.537	56.289	26	2:16.216	12.645	87	2:26.328	1 Lap									
46	2:16.825	1:38.153	94	2:26.921	2 Laps	90	2:24.955	2 Laps	Lap 23											
38	2:21.829	1:39.642	14	2:15.703	1:12.569	20	2:16.142	1 Lap	8	2:15.064										
86	2:16.436	1:39.830	24	2:15.550	1:13.028	88	2:24.182	2 Laps	27	2:21.265	1 Lap									
66	2:14.654	1:39.870	33	2:12.075	1:13.247	82	2:25.483	2 Laps	38	2:20.062	1 Lap									
37	2:15.997	1:44.594	31	2:16.385	1:13.521	29	2:11.199	32.771	81	2:39.212	2 Laps									
18	2:14.753	1:50.489	55	2:13.175	1:25.133	43	2:14.575	3 Laps	8	2:16.636	1 Lap									
90	2:25.261	1 Lap	87	2:25.332	1 Lap	4	2:20.119	1 Lap	20	2:16.336	1 Lap									
88	2:24.389	1 Lap	12	2:21.241	1 Lap	21	2:09.628	54.642	29	2:13.500	32.629									
82	2:24.516	1 Lap	81	2:22.128	1 Lap	19	2:10.440	54.927	84	2:30.183	3 Laps									
Lap 18																				
8	2:10.247		46	2:15.591	1:48.730	97	2:26.730	2 Laps	26	2:28.974	38.910									
26	2:11.439	4.013	66	2:16.895	1:51.094	33	2:13.446	1:20.849	92	2:28.989	3 Laps									
93	2:36.808	3 Laps	86	2:16.798	1:52.847	24	2:14.328	1:22.267	43	2:14.925	3 Laps									
11	2:20.377	21.128	27	2:20.648	1:53.580	31	2:16.551	1:24.663	21	2:10.071	47.618									
97	2:32.763	2 Laps	37	2:15.558	1:54.826	93	2:33.385	3 Laps	19	2:10.994	49.520									
4	2:19.816	1 Lap	18	2:13.681	1:55.963	14	2:17.536	1:25.881	90	2:26.633	2 Laps									
29	2:11.450	27.506	84	2:31.126	2 Laps	55	2:13.218	1:30.146	82	2:28.563	2 Laps									
43	2:14.149	3 Laps	38	2:19.619	2:00.954	94	2:29.752	2 Laps	4	2:22.347	1 Lap									
21	2:11.184	55.011	92	2:32.676	2 Laps	12	2:23.175	1 Lap	88	2:47.655	2 Laps									
94	2:29.426	2 Laps	Lap 20																	
19	2:12.073	55.428	8	2:10.296		66	2:16.176	1:59.252	24	2:16.277	1:25.079									
14	2:14.952	1:07.125	26	2:12.788	7.773	87	2:25.430	1 Lap	55	2:14.409	1:30.288									
31	2:15.509	1:07.395	90	2:24.652	2 Laps	18	2:13.943	2:02.348	14	2:17.728	1:30.999									
24	2:15.207	1:07.737	88	2:23.963	2 Laps	86	2:16.447	2:03.853	33	2:22.424	1:31.334									
33	2:12.954	1:11.431	82	2:24.914	2 Laps	37	2:15.652	2:04.888	31	2:19.382	1:31.847									
87	2:22.308	1 Lap	20	2:16.140	1 Lap	81	2:26.560	1 Lap	97	2:27.291	2 Laps									
55	2:14.629	1:22.217	29	2:12.189	32.916	27	2:21.234	2:12.686	66	2:15.613	2:01.502									
12	2:22.021	1 Lap	43	2:14.267	3 Laps	Lap 22														
81	2:23.612	1 Lap	4	2:20.524	1 Lap	8	2:13.171		18	2:13.647	2:01.745									
84	2:29.190	2 Laps	19	2:10.839	55.831	38	2:21.436	1 Lap	46	2:16.401	2:02.540									
92	2:30.340	2 Laps	21	2:10.365	56.358	84	2:29.979	3 Laps	93	2:37.305	3 Laps									
27	2:31.654	1:43.191	97	2:28.365	2 Laps	26	2:25.526	25.000	86	2:18.108	2:09.914									
Lap 19																				
Lap 21																				
Lap 23																				

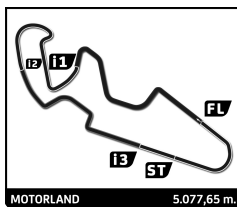


CARRERA 1 CER Clase 2-3

Sector Analysis

■ Personal Best
■ Session Best
■ Crossing the finish line in the pit lane

Lap	D	Time	Sector 1	Sector 2	Sector 3	Sector 4	Elapsed	Lap	D	Time	Sector 1	Sector 2	Sector 3	Sector 4	Elapsed
4 Henri Pelfeigue Renault Spider D5								1.Henri Pelfeigue (JF) 2.Edouard Atkattian (JF)							
1	1	2:24.906	45.534	38.965	36.263	24.144	2:24.906	4	1	2:11.592	37.054	36.768	34.449	23.321	8:50.023
2	1	2:16.338	39.331	37.806	35.064	24.137	4:41.244	5	1	2:09.844	36.454	36.385	33.718	23.287	10:59.867
3	1	2:17.006	38.493	37.830	36.084	24.599	6:58.250	6	1	2:09.558	36.205	36.270	33.807	23.276	13:09.425
4	1	2:14.919	38.369	37.296	35.051	24.203	9:13.169	7	1	2:09.385	36.187	36.234	33.855	23.109	15:18.810
5	1	2:14.472	37.989	37.321	34.879	24.283	11:27.641	8	1	2:10.303	36.870	36.455	33.769	23.209	17:29.113
6	1	2:15.698	37.975	37.982	35.337	24.404	13:43.339	9	1	2:10.222	36.396	36.521	34.021	23.284	19:39.335
7	1	2:14.786	37.974	37.578	35.124	24.110	15:58.125	10	1	2:10.964	36.543	36.628	34.608	23.185	21:50.299
8	1	2:14.366	37.867	37.606	34.863	24.030	18:12.491	11	1	2:17.039 B	37.328	36.791	34.150	28.770	24:07.338
9	1	2:14.874	38.297	37.585	35.037	23.955	20:27.365	12	1	3:29.039	1:52.702	36.616	36.421	23.300	27:36.377
10	1	2:15.739	37.942	37.240	36.411	24.146	22:43.104	13	1	2:12.403	38.194	36.610	34.404	23.195	29:48.780
11	1	2:14.077	38.396	36.999	34.847	23.835	24:57.181	14	1	2:11.795	36.999	36.693	34.487	23.616	32:00.575
12	1	2:14.262	38.165	37.320	34.913	23.864	27:11.443	15	1	2:12.191	38.062	36.618	33.986	23.525	34:12.766
13	1	2:23.481 B	37.834	37.682	35.516	32.449	29:34.924	16	1	2:10.816	36.189	36.715	34.823	23.089	36:23.582
14	2	4:28.183	2:47.238	38.867	36.969	25.109	34:03.107	17	1	2:15.520	36.473	37.124	38.401	23.522	38:39.102
15	2	2:19.657	39.752	39.018	35.906	24.981	36:22.764	18	1	2:20.377	37.409	38.865	39.641	24.462	40:59.479
16	2	2:19.225	39.689	38.861	35.891	24.784	38:41.989	19	1	2:21.532	37.455	38.136	41.711	24.230	43:21.011
17	2	2:19.816	39.645	39.148	36.159	24.864	41:01.805	20	1	2:52.930	37.455	1:11.073	38.349	26.053	46:13.941
18	2	2:21.290	40.019	38.901	37.330	25.040	43:23.095								
19	2	2:20.524	39.495	39.563	36.460	25.006	45:43.619								
20	2	2:20.119	39.567	39.514	36.221	24.817	48:03.738								
21	2	2:20.856	40.498	38.920	36.358	25.080	50:24.594								
22	2	2:22.347	40.174	39.476	37.347	25.350	52:46.941								
8 VSR Motorsport Peugeot RCZ D3								1.Ivan Velasco 2.Antonio Castillo (JF)							
1	1	2:11.013	37.845	36.421	33.755	22.992	2:11.013								
2	1	2:09.286	36.277	36.235	33.889	22.885	4:20.299								
3	1	2:09.309	36.299	36.298	33.677	23.035	6:29.608								
4	1	2:08.738	35.935	36.060	33.593	23.150	8:38.346								
5	1	2:08.678	36.070	35.925	33.587	23.096	10:47.024								
6	1	2:09.054	36.075	36.071	33.789	23.119	12:56.078								
7	1	2:09.369	36.222	36.243	33.650	23.254	15:05.447								
8	1	2:09.671	36.296	36.737	33.700	22.938	17:15.118								
9	1	2:09.198	35.814	36.229	34.107	23.048	19:24.316								
10	1	2:09.334	36.399	36.062	33.834	23.039	21:33.650								
11	1	2:09.197	36.015	36.450	33.662	23.070	23:42.847								
12	1	2:13.215 B	36.240	36.228	33.689	27.058	25:56.062								
13	2	3:52.160	2:17.892	36.678	34.370	23.220	29:48.222								
14	2	2:10.648	37.013	36.600	33.988	23.047	31:58.870								
15	2	2:09.413	36.358	36.300	33.729	23.026	34:08.283								
16	2	2:10.125	36.222	36.749	34.077	23.077	36:18.408								
17	2	2:09.696	36.186	36.483	33.960	23.067	38:28.104								
18	2	2:10.247	36.319	36.737	34.015	23.176	40:38.351								
19	2	2:10.259	36.324	36.837	33.933	23.165	42:48.610								
20	2	2:10.296	36.455	36.558	34.056	23.227	44:58.906								
21	2	2:11.344	36.580	36.901	34.700	23.163	47:10.250								
22	2	2:13.171	37.065	38.342	34.570	23.194	49:23.421								
23	2	2:15.064	37.311	39.288	34.948	23.517	51:38.485								
12 Peña Autocross Artoexo Renault Clio Cup III D5								1.Juan Campos							
1	1	2:32.331	47.636	39.960	38.706	26.029	2:32.331								
2	1	2:22.001	40.075	40.266	36.640	25.020	4:54.332								
3	1	2:19.890	39.114	39.073	36.502	25.201	7:14.222								
4	1	2:19.597	39.221	39.033	36.108	25.235	9:33.819								
5	1	2:22.667	39.450	39.288	38.072	25.857	11:56.486								
6	1	2:20.232	39.246	39.151	36.355	25.480	14:16.718								
7	1	2:20.042	39.546	38.991	36.247	25.258	16:36.760								
8	1	2:22.091	40.419	39.323	36.555	25.794	18:58.851								
9	1	2:25.277	44.324	39.126	36.565	25.262	21:24.128								
10	1	2:41.932 B	51.760	41.044	37.201	31.927	24:06.060								
11	1	3:38.821	1:56.946	40.036	36.674	25.165	27:44.881								
12	1	2:24.527	41.216	40.646	36.604	26.061	30:09.408								
13	1	2:21.446	40.718	39.095	36.554	25.079	32:30.854								
14	1	2:21.534	39.631	40.028	36.364	25.511	34:52.388								
15	1	2:27.149	40.219	39.626	41.250	26.054	37:19.537								
16	1	2:22.903	41.001	40.448	36.144	25.310	39:42.440								
17	1	2:22.021	39.852	39.829	37.169	25.171	42:04.461								
18	1	2:21.241	40.535	38.991	36.450	25.265	44:25.702								
19	1	2:20.036	40.186	39.130	35.927	24.793	46:45.738								
20	1	2:23.175	41.288	40.506	36.525	24.856	49:08.913								
21	1	2:21.905	40.526	39.148	36.251	25.980	51:30.818								
22	1	2:22.023	39.470	39.754	37.125	25.674	53:52.841								
14 Skualo Competición Renault Clio Cup IV D4								1.Henk Van Zoest (JF)							
1	1	2:25.162	45.851	39.205	36.043	24.063	2:25.162								
2	1	2:14.065	38.393	37.204	34.859	23.609	4:39.227								
3	1	2:13.060	37.727	37.053	34.684	23.596	6:52.287								
4	1	2:12.398	37.240	36.871	34.764	23.523	9:04.685								
5	1	2:13.134	36.937	37.448	35.050	23.699	11:17.819								
6	1	2:14.645	38.244	37.432	35.168	23.801	13:32.464								
7	1	2:14.864	37.280	37.436	36.312	23.836	15:47.328								
8	1	2:13.135	37.305	37.172	34.822	23.836	18:00.463								
9	1	2:14.074	37.463	37.771	35.103	23.737	20:14.537								
10	1	2:14.655	37.415	37.568	35.628	24.044	22:29.192								
11	1	2:13.871	37.386	37.455	35.073	23.957	24:43.063								
12	1	2:17.662 B	37.117	37.348	34.918	28.279	27:00.725								
11 Laurent Puitgmal Peugeot RCZ D3								1.Laurent Puitgmal							
1	1	2:16.858	39.783	38.947	34.964	23.164	2:16.858								
2	1	2:11.401	37.551	36.806	33.875	23.169	4:28.259								
3	1	2:10.172	36.339	36.758	34.007	23.068	6:38.431								

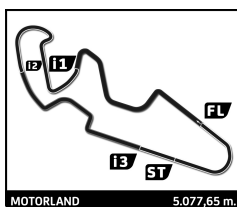


CARRERA 1 CER Clase 2-3

Sector Analysis

Personal Best Session Best B Crossing the finish line in the pit lane

Lap	D	Time	Sector 1	Sector 2	Sector 3	Sector 4	Elapsed	Lap	D	Time	Sector 1	Sector 2	Sector 3	Sector 4	Elapsed
13	1	3:30.296	1:52.668	37.889	35.611	24.128	30:31.021	18	1	2:12.073	35.859	37.257	35.503	23.454	41:33.779
14	1	2:14.474	38.013	37.334	35.278	23.849	32:45.495	19	1	2:10.119	36.883	36.297	33.991	22.948	43:43.898
15	1	2:15.156	37.593	37.818	35.586	24.159	35:00.651	20	1	2:10.839	36.242	37.303	34.307	22.987	45:54.737
16	1	2:14.350	37.324	37.802	35.286	23.938	37:15.001	21	1	2:10.440	35.832	36.944	34.837	22.827	48:05.177
17	1	2:15.523	38.632	37.916	35.102	23.873	39:30.524	22	1	2:11.834	38.113	36.848	34.021	22.852	50:17.011
18	1	2:14.952	37.585	37.994	35.461	23.912	41:45.476	23	1	2:10.994	36.160	36.870	34.931	23.033	52:28.005
19	1	2:15.703	37.923	38.126	35.413	24.241	44:01.179	20 RC2 Junior Team Renault Clio Cup IV D4							
20	1	2:17.416	39.381	38.244	35.330	24.461	46:18.595	1.Felipe Fernandez							
21	1	2:17.536	37.792	37.713	36.038	25.993	48:36.131	2.Victor Fernandez							
22	1	2:15.625	38.238	37.957	35.386	24.044	50:51.756	1	1	2:19.174	42.786	37.798	34.891	23.699	2:19.174
23	1	2:17.728	38.616	38.374	35.488	25.250	53:09.484	2	1	2:12.824	37.245	37.032	34.725	23.822	4:31.998
18 CD Plemar Sport Renault Clio Cup IV D4								3	1	2:13.323	37.157	37.506	34.510	24.150	6:45.321
1.José Luis López (JF)								4	1	2:12.721	37.060	37.036	34.665	23.960	8:58.042
2.Alvaro Rodriguez								5	1	2:12.908	37.426	37.110	34.604	23.768	11:10.950
1	1	2:30.170	46.818	39.771	38.479	25.102	2:30.170	6	1	2:12.947	37.466	37.179	34.524	23.778	13:23.897
2	1	2:19.062	39.675	38.871	36.115	24.401	4:49.232	7	1	2:13.663	37.449	37.737	34.613	23.864	15:37.560
3	1	2:20.003	39.054	38.959	37.747	24.243	7:09.235	8	1	2:13.784	37.870	37.217	34.593	24.104	17:51.344
4	1	2:17.153	39.567	38.095	35.465	24.026	9:26.388	9	1	2:14.207	37.698	37.797	34.708	24.004	20:05.551
5	1	2:15.833	38.116	37.939	35.525	24.253	11:42.221	10	1	2:13.757	37.226	37.419	34.996	24.116	22:19.308
6	1	2:15.230	38.062	37.793	35.261	24.114	13:57.451	11	1	2:13.259	37.481	37.171	34.686	23.921	24:32.567
7	1	2:15.660	37.752	37.837	35.824	24.247	16:13.111	12	1	2:17.364 B	37.236	37.813	34.774	27.541	26:49.931
8	1	2:15.422	38.139	37.945	35.344	23.994	18:28.533	13	2	3:42.748	2:02.638	40.199	35.780	24.131	30:32.679
9	1	2:15.718	37.821	38.026	35.748	24.123	20:44.251	14	2	2:18.059	39.502	38.046	36.382	24.129	32:50.738
10	1	2:16.447	38.049	38.014	36.004	24.380	23:00.698	15	2	2:15.544	38.104	37.983	35.413	24.044	35:06.282
11	1	2:26.340 B	38.651	37.930	40.632	29.127	25:27.038	16	2	2:23.434	37.409	37.662	42.351	26.012	37:29.716
12	2	3:45.547	2:09.412	37.274	34.778	24.083	29:12.585	17	2	2:32.502 B	43.097	40.363	38.640	30.402	40:02.218
13	2	2:13.377	37.550	37.380	34.578	23.869	31:25.962	18	2	3:03.864	1:24.803	39.332	35.527	24.202	43:06.082
14	2	2:12.730	37.021	37.182	34.768	23.759	33:38.692	19	2	2:16.140	38.397	38.310	35.402	24.031	45:22.222
15	2	2:12.634	36.924	37.128	34.709	23.873	35:51.326	20	2	2:16.142	38.251	37.686	35.826	24.379	47:38.364
16	2	2:12.514	37.069	37.204	34.456	23.785	38:03.840	21	2	2:15.754	38.697	37.742	35.192	24.123	49:54.118
17	2	2:14.753	38.068	37.959	34.965	23.761	40:18.593	22	2	2:16.636	37.919	38.284	35.927	24.506	52:10.754
18	2	2:12.299	37.063	37.113	34.414	23.709	42:30.892	21 Chefo Sport Peugeot RCZ D3							
19	2	2:13.681	38.196	37.154	34.546	23.785	44:44.573	1.Gabriel Alonso (JF)							
20	2	2:14.082	37.196	37.909	35.333	23.644	46:58.655	2.Mariano Alonso							
21	2	2:13.943	37.363	37.947	34.617	24.016	49:12.598	1	1	2:22.693	44.113	38.690	36.284	23.606	2:22.693
22	2	2:13.985	37.627	37.356	34.816	24.186	51:26.583	2	1	2:14.153	38.017	37.678	34.987	23.471	4:36.846
23	2	2:13.647	36.995	37.533	35.199	23.920	53:40.230	3	1	2:12.936	37.614	37.055	34.707	23.560	6:49.782
19 Lurauto KK BMW M235i Racing D3								4	1	2:13.481	37.832	37.329	34.928	23.392	9:03.263
1.Angelo Ciacci (JF)								5	1	2:13.631	37.542	37.315	35.276	23.498	11:16.894
1	1	2:30.128	41.952	43.811	38.938	25.427	2:30.128	6	1	2:14.211	38.911	37.221	34.848	23.231	13:31.105
2	1	2:28.796	41.920	43.101	37.763	26.012	4:58.924	7	1	2:13.092	37.515	37.233	34.683	23.661	15:44.197
3	1	2:27.824	42.938	41.558	39.468	23.860	7:26.748	8	1	2:12.661	37.476	37.201	34.523	23.461	17:56.858
4	1	2:13.617	38.462	36.978	35.265	22.912	9:40.365	9	1	2:13.631	37.223	37.354	35.645	23.409	20:10.489
5	1	2:10.395	36.073	36.738	34.644	22.940	11:50.760	10	1	2:18.726 B	38.443	37.333	36.033	26.917	22:29.215
6	1	2:09.814	36.231	36.751	33.937	22.895	14:00.574	11	2	3:41.032	2:06.588	36.904	34.276	23.264	26:10.247
7	1	2:09.584	35.943	36.615	34.185	22.841	16:10.158	12	2	2:10.272	36.384	36.764	33.958	23.166	28:20.519
8	1	2:10.396	36.481	36.643	34.293	22.979	18:20.554	13	2	2:14.905	37.080	36.477	37.567	23.781	30:35.424
9	1	2:08.956	35.984	36.336	33.776	22.860	20:29.510	14	2	2:13.176	38.107	36.712	34.882	23.475	32:48.600
10	1	2:15.770 B	36.237	37.350	34.762	27.421	22:45.280	15	2	2:11.578	36.591	37.034	34.772	23.181	35:00.178
11	1	3:29.863	1:56.232	36.770	34.037	22.824	26:15.143	16	2	2:11.428	36.480	37.329	34.586	23.033	37:11.606
12	1	2:09.985	36.162	36.703	34.127	22.993	28:25.128	17	2	2:10.572	36.823	36.353	34.296	23.100	39:22.178
13	1	2:09.979	35.977	37.013	33.852	23.137	30:35.107	18	2	2:11.184	36.296	37.096	34.526	23.266	41:33.362
14	1	2:13.160	37.407	36.904	34.939	23.910	32:48.267	19	2	2:11.537	38.290	36.396	33.722	23.129	43:44.899
15	1	2:11.488	36.339	37.009	35.188	22.952	34:59.755	20	2	2:10.365	36.360	36.481	34.399	23.125	45:55.264
16	1	2:11.456	36.519	36.902	34.996	23.039	37:11.211	21	2	2:09.628	36.237	36.410	33.902	23.079	48:04.892
17	1	2:10.495	36.434	36.845	34.070	23.146	39:21.706	22	2	2:11.140	37.614	36.694	33.813	23.019	50:16.032
								23	2	2:10.071	36.178	36.454	34.484	22.955	52:26.103



CARRERA 1 CER Clase 2-3

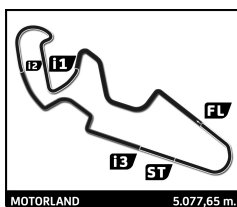
Sector Analysis

Personal Best

Session Best

B Crossing the finish line in the pit lane

Lap	D	Time	Sector 1	Sector 2	Sector 3	Sector 4	Elapsed	Lap	D	Time	Sector 1	Sector 2	Sector 3	Sector 4	Elapsed		
24	SMC Junior Motorsport 1. José Antonio Rueda (JF) Renault Clio Cup IV D4							10	1	2:14.314	B	36.486	36.749	34.788	26.291	21:54.128	
	1	1	2:23.323	44.593	38.544	36.061	24.125	2:23.323	11	2	3:30.058	1:55.900	36.886	34.006	23.266	25:24.186	
	2	1	2:14.493	37.626	37.826	35.152	23.889	4:37.816	12	2	2:12.401	37.081	36.442	35.521	23.357	27:36.587	
	3	1	2:14.289	38.163	37.682	34.569	23.875	6:52.105	13	2	2:12.001	37.661	36.709	34.349	23.282	29:48.588	
	4	1	2:13.748	37.800	36.948	35.062	23.938	9:05.853	14	2	2:11.867	36.761	37.407	34.210	23.489	32:00.455	
	5	1	2:12.564	36.943	37.039	34.878	23.704	11:18.417	15	2	2:10.192	36.600	36.488	33.701	23.403	34:10.647	
	6	1	2:14.529	37.935	37.692	35.073	23.829	13:32.946	16	2	2:10.651	36.838	36.531	34.054	23.228	36:21.298	
	7	1	2:13.399	37.061	37.459	35.031	23.848	15:46.345	17	2	2:09.627	36.130	36.481	33.660	23.356	38:30.925	
	8	1	2:13.413	37.532	37.155	34.639	24.087	17:59.758	18	2	2:11.439	36.637	37.420	34.159	23.223	40:42.364	
	9	1	2:13.739	36.995	37.201	35.501	24.042	20:13.497	19	2	2:11.527	36.357	37.324	34.388	23.458	42:53.891	
	10	1	2:14.975	36.867	37.971	35.845	24.292	22:28.472	20	2	2:12.788	37.226	37.399	34.396	23.767	45:06.679	
	11	1	2:13.636	37.627	37.065	34.565	24.379	24:42.108	21	2	2:16.216	37.713	38.235	36.547	23.721	47:22.895	
	12	1	2:17.539	B	37.555	37.227	35.019	27.738	26:59.647	22	2	2:25.526	38.327	38.737	42.511	25.951	49:48.421
	13	1	3:31.541	1:52.261	38.288	36.587	24.405	30:31.188	23	2	2:28.974	40.508	40.238	42.944	25.284	52:17.395	
	14	1	2:14.635	38.281	37.329	35.059	23.966	32:45.823	27 SMC Junior Motorsport 1. Sergi Morera 2. Moisés Ruiz Peugeot RCZ D3								
	15	1	2:15.114	37.676	37.660	35.942	23.836	35:00.937	1	1	2:17.186	39.544	38.975	34.726	23.941	2:17.186	
	16	1	2:14.470	37.417	38.441	34.928	23.684	37:15.407	2	1	2:12.624	37.621	37.052	34.370	23.581	4:29.810	
	17	1	2:15.474	38.473	38.019	35.169	23.813	39:30.881	3	1	2:14.022	39.025	37.319	34.081	23.597	6:43.832	
	18	1	2:15.207	37.740	38.131	35.744	23.592	41:46.088	4	1	2:12.015	37.406	36.667	34.015	23.927	8:55.847	
	19	1	2:15.550	38.684	37.590	35.467	23.809	44:01.638	5	1	2:11.691	36.918	36.933	34.066	23.774	11:07.538	
	20	1	2:16.551	38.586	37.809	36.121	24.035	46:18.189	6	1	2:11.933	36.941	36.875	34.231	23.886	13:19.471	
	21	1	2:14.328	37.494	37.220	35.652	23.962	48:32.517	7	1	2:12.005	37.057	36.841	34.152	23.955	15:31.476	
	22	1	2:14.770	37.401	37.647	35.652	24.070	50:47.287	8	1	2:12.480	37.242	36.876	34.214	24.148	17:43.956	
	23	1	2:16.277	39.533	37.413	35.082	24.249	53:03.564	9	1	2:12.737	37.079	37.172	34.344	24.142	19:56.693	
25 Ultima Vuelta 1. Francisco Perez Peugeot 207 PROTO D4								10	1	2:12.943	37.362	37.010	34.455	24.116	22:09.636		
1	1	2:37.951	42.956	39.455	51.140	24.400	2:37.951	11	1	2:13.361	37.220	37.300	34.681	24.160	24:22.997		
2	1	2:14.540	39.252	37.327	34.632	23.329	4:52.491	12	1	2:18.308	B	37.695	37.477	34.699	26:41.305		
3	1	2:13.640	38.111	37.129	35.122	23.278	7:06.131	13	2	3:55.526	2:11.165	40.243	39.210	24.908	30:36.831		
4	1	2:11.881	36.749	37.102	34.495	23.535	9:18.012	14	2	2:19.126	39.046	39.580	35.628	24.872	32:55.957		
5	1	2:11.330	36.790	36.788	34.244	23.508	11:29.342	15	2	2:18.360	39.422	38.628	35.698	24.612	35:14.317		
6	1	2:11.681	37.073	36.831	34.219	23.558	13:41.023	16	2	2:18.099	38.605	39.012	35.813	24.669	37:32.416		
7	1	2:10.464	36.717	36.743	33.856	23.148	15:51.487	17	2	2:17.472	38.676	38.627	35.470	24.699	39:49.888		
8	1	2:10.644	36.566	36.310	34.372	23.396	18:02.131	18	2	2:31.654	38.958	38.785	36.296	37.615	42:21.542		
9	1	2:11.792	36.422	36.863	34.877	23.630	20:13.923	19	2	2:20.648	39.683	38.701	37.357	24.907	44:42.190		
10	1	2:12.372	36.659	36.872	35.104	23.737	22:26.295	20	2	2:19.512	39.074	39.769	35.889	24.780	47:01.702		
11	1	2:11.119	37.173	36.456	34.181	23.309	24:37.414	21	2	2:21.234	38.897	38.927	38.684	24.726	49:22.936		
12	1	2:11.468	36.638	36.796	34.582	23.452	26:48.882	22	2	2:21.265	40.678	39.619	35.989	24.979	51:44.201		
13	1	2:16.869	B	38.308	37.425	34.309	26:27.827	29 SMC Junior Motorsport 1. Alfonso Colomina 2. Jesús Díez (JF) Peugeot RCZ D3									
14	1	3:48.921	2:13.095	37.336	34.751	23.739	32:54.672	1	1	2:17.515	41.532	37.526	35.281	23.176	2:17.515		
15	1	2:11.143	36.749	36.981	34.127	23.286	35:05.815	2	1	2:12.393	37.700	36.843	34.692	23.158	4:29.908		
16	1	2:13.979	B	36.555	36.686	34.824	37:19.794	3	1	2:11.327	37.360	36.483	34.172	23.312	6:41.235		
26 E2P Esc. Española Pilotos 1. Antonio Sainero (Jr.) 2. Alvaro Bajo (Jr.) Peugeot RCZ D3								4	1	2:11.117	36.798	36.795	34.438	23.086	8:52.352		
1	1	2:16.713	40.160	38.338	34.942	23.273	2:16.713	5	1	2:10.609	36.634	36.546	34.229	23.200	11:02.961		
2	1	2:10.917	37.080	36.819	33.777	23.241	4:27.630	6	1	2:10.973	36.765	36.516	34.464	23.228	13:13.934		
3	1	2:10.423	36.465	36.794	33.660	23.504	6:38.053	7	1	2:10.861	36.592	36.931	34.278	23.060	15:24.795		
4	1	2:12.343	36.849	37.577	34.639	23.278	8:50.396	8	1	2:12.018	36.915	37.206	34.536	23.361	17:36.813		
5	1	2:09.919	36.384	36.481	33.668	23.386	11:00.315	9	1	2:11.516	36.991	36.738	34.382	23.405	19:48.329		
6	1	2:09.607	36.302	36.374	33.842	23.089	13:09.922	10	1	2:11.511	36.742	36.772	34.669	23.328	21:59.840		
7	1	2:09.882	36.360	36.543	33.771	23.208	15:19.804	11	1	2:11.707	37.202	36.852	34.285	23.368	24:11.547		
8	1	2:09.778	36.505	36.118	33.901	23.254	17:29.582	12	1	2:17.550	B	38.114	37.083	34.584	27:769	26:29.097	
9	1	2:10.232	36.509	36.600	34.007	23.116	19:39.814	13	2	3:32.317	1:55.661	38.759	34.574	23.323	30:01.414		
								14	2	2:14.814	38.813	37.924	34.419	23.658	32:16.228		
								15	2	2:13.809	38.124	37.794	34.539	23.352	34:30.037		

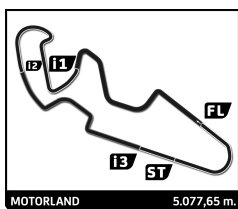


CARRERA 1 CER Clase 2-3

Sector Analysis

■ Personal Best ■ Session Best B Crossing the finish line in the pit lane

Lap	D	Time	Sector 1	Sector 2	Sector 3	Sector 4	Elapsed	Lap	D	Time	Sector 1	Sector 2	Sector 3	Sector 4	Elapsed							
16	2	2:12.134	37.153	37.199	34.623	23.159	36:42.171	21	2	2:13.446	37.101	37.243	35.228	23.874	48:31.099							
17	2	2:12.236	37.200	37.437	34.198	23.401	38:54.407	22	2	2:16.296	39.520	37.708	35.236	23.832	50:47.395							
18	2	2:11.450	36.887	37.139	34.295	23.129	41:05.857	23	2	2:22.424	41.535	41.375	35.424	24.090	53:09.819							
19	2	2:13.776	37.247	37.653	35.504	23.372	43:19.633	37 Israel de Ana Morales Peugeot 207 D5 1. Israel De Ana														
20	2	2:12.189	37.120	37.435	34.462	23.172	45:31.822	1	1	2:31.670	51.659	39.122	36.311	24.578	2:31.670							
21	2	2:11.199	36.764	36.991	34.448	22.996	47:43.021	2	1	2:17.788	40.282	38.017	35.428	24.061	4:49.458							
22	2	2:14.593	38.964	37.725	34.575	23.329	49:57.614	3	1	2:15.772	38.132	38.230	35.142	24.268	7:05.230							
23	2	2:13.500	36.881	37.712	35.534	23.373	52:11.114	4	1	2:15.240	37.448	38.404	35.112	24.276	9:20.470							
31 VSR Motorsport Renault Clio Cup IV D4 1. Antonio Aguado (Jr.) 2. Javier Aguado (Jr.)								5								1	2:15.823	37.831	38.222	35.496	24.274	11:36.293
1	1	2:18.096	41.887	37.737	35.055	23.417	2:18.096	6	1	2:15.545	37.879	38.097	35.259	24.310	13:51.838							
2	1	2:12.494	37.453	36.957	34.640	23.444	4:30.590	7	1	2:14.961	37.908	37.933	34.942	24.178	16:06.799							
3	1	2:13.186	37.653	37.140	34.579	23.814	6:43.776	8	1	2:16.304	37.667	38.478	35.940	24.219	18:23.103							
4	1	2:13.106	37.846	36.974	34.537	23.749	8:56.882	9	1	2:16.675	37.954	37.841	36.345	24.535	20:39.778							
5	1	2:13.552	37.704	37.021	35.027	23.800	11:10.434	10	1	2:15.994	38.357	38.068	35.241	24.328	22:55.772							
6	1	2:13.063	37.502	37.048	34.825	23.688	13:23.497	11	1	2:15.841	37.685	38.718	35.586	23.852	25:11.613							
7	1	2:13.498	37.546	37.423	34.955	23.574	15:36.995	12	1	2:20.204 B	37.945	38.582	35.123	28.554	27:31.817							
8	1	2:13.562	37.662	37.261	34.725	23.914	17:50.557	13	1	3:38.900	2:00.407	37.735	36.371	24.387	31:10.717							
9	1	2:13.667	37.661	37.447	34.873	23.686	20:04.224	14	1	2:15.566	38.159	37.981	35.261	24.165	33:26.283							
10	1	2:13.397	37.882	36.863	34.774	23.878	22:17.621	15	1	2:14.650	37.616	37.990	34.976	24.068	35:40.933							
11	1	2:14.163	37.905	37.510	34.907	23.841	24:31.784	16	1	2:15.768	38.445	38.605	34.916	23.802	37:56.701							
12	1	2:16.271 B	37.382	37.534	34.865	26.490	26:48.055	17	1	2:15.997	37.994	38.364	35.587	24.052	40:12.698							
13	2	3:34.760	1:55.465	39.055	35.621	24.619	30:22.815	18	1	2:15.180	37.568	38.335	35.251	24.026	42:27.878							
14	2	2:17.566	39.009	38.650	35.367	24.540	32:40.381	19	1	2:15.558	37.763	37.910	35.786	24.099	44:43.436							
15	2	2:16.747	38.242	39.293	35.114	24.098	34:57.128	20	1	2:16.050	38.035	38.037	36.042	23.936	46:59.486							
16	2	2:17.533	38.388	38.510	36.465	24.170	37:14.661	21	1	2:15.652	38.070	38.141	35.283	24.158	49:15.138							
17	2	2:15.576	38.482	37.989	35.032	24.073	39:30.237	22	1	2:19.222	37.715	38.019	38.679	24.809	51:34.360							
18	2	2:15.509	38.189	37.996	35.491	23.833	41:45.746	23	1	2:17.161	37.783	38.623	36.305	24.450	53:51.521							
19	2	2:16.385	38.723	37.446	36.138	24.078	44:02.131	38 SMC Junior Motorsport Renault Clio Cup IV D4 1. Iñigo Moreno de Cala 2. Antonio A. Garcia														
20	2	2:16.231	39.016	37.888	35.397	23.930	46:18.362	1	1	2:24.168	45.174	38.891	35.862	24.241	2:24.168							
21	2	2:16.551	37.753	38.199	35.811	24.788	48:34.913	2	1	2:14.792	38.136	37.911	35.043	23.702	4:38.960							
22	2	2:16.037	38.476	38.231	35.361	23.969	50:50.950	3	1	2:14.023	38.607	37.098	34.661	23.657	6:52.983							
23	2	2:19.382	39.815	40.171	35.477	23.919	53:10.332	4	1	2:13.170	37.577	37.071	34.902	23.620	9:06.153							
33 Chefo Sport Renault Clio Cup IV D4 1. Angel Santos 2. Bruno Mendez								5								1	2:12.678	37.516	37.129	34.561	23.472	11:18.831
1	1	2:20.970	43.856	38.330	34.960	23.824	2:20.970	6	1	2:14.457	37.868	37.544	35.084	23.961	13:33.288							
2	1	2:13.300	37.669	37.256	34.685	23.690	4:34.270	7	1	2:13.289	37.290	37.246	35.095	23.658	15:46.577							
3	1	2:13.273	37.337	37.217	34.649	24.070	6:47.543	8	1	2:13.599	37.727	36.978	34.863	24.031	18:00.176							
4	1	2:13.388	37.497	37.049	34.820	24.022	9:00.931	9	1	2:13.764	37.339	37.357	34.806	24.262	20:13.940							
5	1	2:13.122	37.262	37.066	34.904	23.890	11:14.053	10	1	2:14.235	37.402	37.342	35.456	24.035	22:28.175							
6	1	2:13.655	37.340	37.229	35.072	24.014	13:27.708	11	1	2:12.999	37.281	37.124	34.439	24.155	24:41.174							
7	1	2:13.647	37.456	37.361	34.690	24.140	15:41.355	12	1	2:13.386	37.379	37.443	34.646	23.918	26:54.560							
8	1	2:14.261	37.375	37.605	34.984	24.297	17:55.616	13	1	2:20.509 B	38.235	37.482	35.137	29.655	29:15.069							
9	1	2:13.413	37.456	37.259	34.831	23.867	20:09.029	14	2	3:46.093	1:59.873	42.256	38.502	25.462	33:01.162							
10	1	2:13.370	37.231	37.403	34.710	24.026	22:22.399	15	2	2:23.209	40.984	40.238	36.921	25.066	35:24.371							
11	1	2:16.427 B	37.742	37.134	34.445	27.106	24:38.826	16	2	2:21.546	40.236	39.240	36.712	25.358	37:45.917							
12	2	3:51.833	2:15.392	37.119	34.947	24.375	28:30.659	17	2	2:21.829	40.292	39.699	36.911	24.927	40:07.746							
13	2	2:13.206	37.363	36.920	34.738	24.185	30:43.865	18	2	2:22.199	41.442	39.284	36.744	24.729	42:29.945							
14	2	2:12.788	36.985	37.055	35.000	23.748	32:56.653	19	2	2:19.619	39.662	38.909	36.168	24.880	44:49.564							
15	2	2:14.009	38.283	37.305	34.421	24.000	35:10.662	20	2	2:19.811	39.515	38.968	36.157	25.171	47:09.375							
16	2	2:12.831	37.164	36.987	34.683	23.997	37:23.493	21	2	2:21.436	40.421	39.626	36.342	25.047	49:30.811							
17	2	2:13.335	37.369	37.870	34.271	23.825	39:36.828	22	2	2:20.062	39.517	39.271	36.268	25.006	51:50.873							
18	2	2:12.954	37.236	37.272	34.656	23.790	41:49.782	43 Chefo Sport Renault Clio Cup IV D4 1. Gonzalo Cabañas 2. Ivan Hernandez (Jr.)														
19	2	2:12.075	36.909	36.894	34.657	23.615	44:01.857															
20	2	2:15.796	38.687	37.337	35.729	24.043	46:17.653															



CARRERA 1 CER Clase 2-3

Sector Analysis

■ Personal Best ■ Session Best ■ Crossing the finish line in the pit lane

Lap D Time Sector 1 Sector 2 Sector 3 Sector 4 Elapsed Lap D Time Sector 1 Sector 2 Sector 3 Sector 4 Elapsed

1	1	7:50.393	6:09.339	40.000	36.375	24.679	7:50.393	9	1	2:12.622	37.174	37.393	34.386	23.669	20:07.978
2	1	2:16.619	38.515	38.106	35.524	24.474	10:07.012	10	1	2:12.829	37.468	37.469	34.310	23.582	22:20.807
3	1	2:16.111	38.176	38.014	35.562	24.359	12:23.123	11	1	2:12.975	37.378	37.465	34.565	23.567	24:33.782
4	1	2:15.341	37.853	37.722	35.416	24.350	14:38.464	12	1	2:16.626B	37.118	37.360	34.560	27.588	26:50.408
5	1	2:16.239	38.688	38.293	35.014	24.244	16:54.703	13	2	3:57.558	2:21.581	37.478	34.608	23.891	30:47.966
6	1	2:16.623	38.094	38.938	35.371	24.220	19:11.326	14	2	2:14.697	37.605	38.551	34.870	23.671	33:02.663
7	1	2:38.216	38.125	37.946	57.904	24.241	21:49.542	15	2	2:15.078	38.625	37.746	35.065	23.642	35:17.741
8	1	2:15.148	37.857	38.398	34.910	23.983	24:04.690	16	2	2:13.922	37.326	37.423	35.602	23.571	37:31.663
9	1	2:20.155B	38.098	37.642	35.088	29.327	26:24.845	17	2	2:14.276	37.587	37.729	35.036	23.924	39:45.939
10	2	3:36.138	1:59.362	37.999	34.784	23.993	30:00.983	18	2	2:14.629	38.129	38.208	34.704	23.588	42:00.568
11	2	2:14.846	38.472	37.858	34.573	23.943	32:15.829	19	2	2:13.175	37.377	37.498	34.609	23.691	44:13.743
12	2	2:15.056	38.933	37.704	34.845	23.574	34:30.885	20	2	2:13.435	37.532	37.115	34.987	23.801	46:27.178
13	2	2:13.002	37.459	37.173	34.668	23.702	36:43.887	21	2	2:13.218	37.228	37.481	34.928	23.581	48:40.396
14	2	2:14.022	37.595	37.714	34.546	24.167	38:57.909	22	2	2:13.968	37.852	37.819	34.764	23.533	50:54.364
15	2	2:14.149	37.847	37.918	34.575	23.809	41:12.058	23	2	2:14.409	37.251	37.694	35.121	24.343	53:08.773
16	2	2:14.525	38.094	37.648	34.924	23.859	43:26.583								
17	2	2:14.267	38.037	37.515	34.832	23.883	45:40.850								
18	2	2:14.575	38.165	37.485	34.589	24.336	47:55.425								
19	2	2:14.396	38.218	37.583	34.706	23.889	50:09.821								
20	2	2:14.925	37.825	38.101	34.692	24.307	52:24.746								

46 **Ultima Vuelta** Mini Challenge D5
1.Hector Hernandez
2.Borja Hormigos

1	1	2:26.063	46.333	39.539	36.158	24.033	2:26.063
2	1	2:16.424	38.224	38.319	35.645	24.236	4:42.487
3	1	2:15.633	38.127	37.274	35.596	24.636	6:58.120
4	1	2:14.210	37.747	37.284	34.902	24.277	9:12.330
5	1	2:13.665	37.365	37.222	34.878	24.200	11:25.995
6	1	2:13.722	37.523	37.277	34.679	24.243	13:39.717
7	1	2:14.803	37.474	38.145	35.114	24.070	15:54.520
8	1	2:14.481	37.714	37.420	35.240	24.107	18:09.001
9	1	2:14.172	37.571	37.446	35.013	24.142	20:23.173
10	1	2:14.218	37.326	37.789	34.991	24.112	22:37.391
11	1	2:14.875	38.077	37.601	35.085	24.112	24:52.266
12	1	2:21.005B	37.800	37.861	35.878	29.466	27:13.271
13	2	3:44.316	2:05.951	38.287	35.536	24.542	30:57.587
14	2	2:16.982	38.884	38.544	35.184	24.370	33:14.569
15	2	2:18.497	38.162	39.544	36.389	24.402	35:33.066
16	2	2:16.366	38.588	38.671	34.892	24.215	37:49.432
17	2	2:16.825	37.988	39.264	35.269	24.304	40:06.257
18	2	2:15.492	37.909	38.576	34.922	24.085	42:21.749
19	2	2:15.591	38.303	37.776	35.093	24.419	44:37.340
20	2	2:15.498	38.378	37.729	35.008	24.383	46:52.838
21	2	2:16.232	37.929	38.384	35.800	24.119	49:09.070
22	2	2:15.554	38.393	37.616	35.101	24.444	51:24.624
23	2	2:16.401	38.471	37.635	36.323	23.972	53:41.025

55 **Motor Club Sabadell** Renault Clio Cup IV D4
1.Marc Cejudo (Jr.)
2.Jose Luis Cejudo

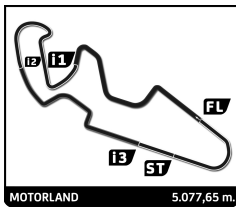
1	1	2:23.788	44.724	38.795	35.708	24.561	2:23.788
2	1	2:14.205	37.592	37.632	34.886	24.095	4:37.993
3	1	2:13.437	37.691	37.486	34.427	23.833	6:51.430
4	1	2:12.454	37.195	37.264	34.377	23.618	9:03.884
5	1	2:13.405	37.100	37.853	34.924	23.528	11:17.289
6	1	2:12.804	37.408	37.330	34.363	23.703	13:30.093
7	1	2:12.421	37.125	37.278	34.367	23.651	15:42.514
8	1	2:12.842	37.009	37.238	34.676	23.919	17:55.356

66 **Motor Club Sabadell** Renault Clio Cup IV D4
1.Julio Carayol

1	1	2:31.437	48.606	41.115	37.068	24.648	2:31.437
2	1	2:19.684	40.367	39.613	35.705	23.999	4:51.121
3	1	2:16.475	38.002	38.438	36.149	23.886	7:07.596
4	1	2:15.055	37.901	38.129	35.032	23.993	9:22.651
5	1	2:16.465	37.682	37.730	36.855	24.198	11:39.116
6	1	2:15.248	37.652	37.976	35.460	24.160	13:54.364
7	1	2:14.473	37.418	37.993	35.153	23.909	16:08.837
8	1	2:15.520	38.348	37.582	35.724	23.866	18:24.357
9	1	2:15.262	37.800	37.666	35.384	24.412	20:39.619
10	1	2:15.546	38.025	37.820	35.189	24.512	22:55.165
11	1	2:20.440B	37.973	38.171	36.058	28.238	25:15.605
12	1	3:36.594	1:58.898	38.408	35.289	23.999	28:52.199
13	1	2:15.382	37.743	37.720	35.915	24.004	31:07.581
14	1	2:14.255	37.594	37.986	34.898	23.777	33:21.836
15	1	2:14.737	37.620	38.086	35.258	23.773	35:36.573
16	1	2:16.747	39.874	37.802	35.067	24.004	37:53.320
17	1	2:14.654	37.998	37.822	34.945	23.889	40:07.974
18	1	2:14.835	37.963	37.892	35.046	23.934	42:22.809
19	1	2:16.895	39.315	38.108	35.749	23.723	44:39.704
20	1	2:13.622	37.395	37.911	34.680	23.636	46:53.326
21	1	2:16.176	37.954	38.126	36.201	23.895	49:09.502
22	1	2:14.872	38.411	37.487	34.967	24.007	51:24.374
23	1	2:15.613	37.928	37.893	35.284	24.508	53:39.987

81 **Extremadura Rally Team** Ford Fiesta ST Line O.M.
1.Miguel Grande (Jr.)

1	1	2:36.277	50.165	41.309	39.064	25.739	2:36.277
2	1	2:24.454	41.074	40.034	37.498	25.848	5:00.731
3	1	2:24.120	41.407	40.072	37.341	25.300	7:24.851
4	1	2:22.611	39.923	40.428	37.025	25.235	9:47.462
5	1	2:22.696	40.302	39.888	36.953	25.553	12:10.158
6	1	2:22.244	40.108	39.969	36.760	25.407	14:32.402
7	1	2:21.656	39.886	39.666	36.702	25.402	16:54.058
8	1	2:23.226	40.400	40.474	36.775	25.577	19:17.284
9	1	2:22.048	39.733	39.888	36.870	25.557	21:39.332
10	1	2:22.047	39.974	39.865	36.666	25.522	24:01.379
11	1	2:26.106B	39.900	39.990	36.909	29.307	26:27.485
12	1	3:41.583	1:58.029	40.520	36.897	26.137	30:09.068
13	1	2:23.437	40.240	39.968	37.762	25.467	32:32.505

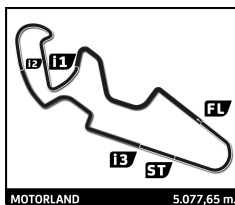


CARRERA 1 CER Clase 2-3

Sector Analysis

■ Personal Best
 ■ Session Best
 ■ Crossing the finish line in the pit lane

Lap	D	Time	Sector 1	Sector 2	Sector 3	Sector 4	Elapsed	Lap	D	Time	Sector 1	Sector 2	Sector 3	Sector 4	Elapsed	
14	1	2:23.073	39.790	40.584	37.205	25.494	34:55.578	19	1	2:29.979	41.465	41.063	40.603	26.848	49:46.609	
15	1	2:25.501	40.518	41.543	37.914	25.526	37:21.079	20	1	2:30.183	41.912	41.931	39.511	26.829	52:16.792	
16	1	2:24.094	40.643	40.721	37.219	25.511	39:45.173	85 Desguaces La Torre Ford Fiesta ST Line O.M. 1. José Antonio Chicoy								
17	1	2:23.612	40.560	40.590	37.064	25.398	42:08.785	1	1	2:32.668	48.682	40.706	37.859	25.421	2:32.668	
18	1	2:22.128	39.837	39.829	36.777	25.685	44:30.913	2	1	2:25.532	40.695	40.651	37.423	26.763	4:58.200	
19	1	2:23.932	39.882	40.014	38.167	25.869	46:54.845	3	1	2:25.131	41.444	40.197	37.712	25.778	7:23.331	
20	1	2:26.560	40.056	41.622	38.355	26.527	49:21.405	4	1	2:23.798	40.399	40.397	37.166	25.836	9:47.129	
21	1	2:39.212	43.762	42.038	43.249	30.163	52:00.617	5	1	2:24.151	40.835	40.368	37.079	25.869	12:11.280	
82 Motor Club S.R. Pitius Ford Fiesta ST Line O.M. 1. Sergio Torres (Jr.) 2. Marcelo Torres								6	1	2:23.824	40.494	40.298	37.074	25.961	14:35.104	
1	1	2:38.016	52.143	40.893	38.895	26.085	2:38.016	7	1	2:43.976	B	40.757	40.299	37.079	17:19.080	
2	1	2:23.704	40.623	40.228	37.430	25.423	5:01.720	86 Desguaces La Torre Ford Fiesta ST Line D5 1. Vicente Gabriel Vallés (JF)								
3	1	2:23.836	40.686	40.249	37.318	25.583	7:25.556	1	1	2:33.004	51.065	40.345	37.255	24.339	2:33.004	
4	1	2:24.734	41.267	40.099	37.316	25.992	9:50.290	2	1	2:18.984	39.755	39.438	35.669	24.122	4:51.988	
5	1	2:23.680	40.640	40.255	37.126	25.659	12:13.970	3	1	2:17.413	38.371	38.424	36.633	23.985	7:09.401	
6	1	2:23.183	40.112	39.934	37.438	25.699	14:37.153	4	1	2:15.429	38.255	37.930	35.227	24.017	9:24.830	
7	1	2:23.669	39.901	40.177	37.537	26.054	17:00.822	5	1	2:15.944	38.068	37.988	35.797	24.091	11:40.774	
8	1	2:23.748	39.967	40.184	37.467	26.130	19:24.570	6	1	2:15.133	38.081	37.774	35.244	24.034	13:55.907	
9	1	2:24.329	40.379	40.206	37.673	26.071	21:48.899	7	1	2:15.645	37.956	37.811	35.575	24.303	16:11.552	
10	1	2:30.389	B	40.775	40.451	37.649	31.514	24:19.288	8	1	2:15.533	38.200	37.740	35.337	24.256	18:27.085
11	2	3:44.443	1:58.864	41.374	37.715	26.490	28:03.731	9	1	2:15.089	38.083	37.913	35.099	23.994	20:42.174	
12	2	2:26.520	41.328	41.041	37.600	26.551	30:30.251	10	1	2:15.272	38.053	37.691	35.199	24.329	22:57.446	
13	2	2:38.779	45.288	48.998	37.940	26.553	33:09.030	11	1	2:19.453	B	37.668	37.841	35.625	28.319	25:16.899
14	2	2:26.710	42.235	40.419	37.618	26.438	35:35.740	12	1	3:31.822	1:53.814	38.146	35.667	24.195	28:48.721	
15	2	2:27.128	42.801	41.043	37.264	26.020	38:02.868	13	1	2:16.051	38.452	38.105	35.315	24.179	31:04.772	
16	2	2:24.516	40.543	40.855	37.343	25.775	40:27.384	14	1	2:15.049	37.904	37.915	35.320	23.910	33:19.821	
17	2	2:23.969	40.360	40.533	37.194	25.882	42:51.353	15	1	2:16.249	37.814	37.986	35.333	25.116	35:36.070	
18	2	2:24.914	40.550	41.105	37.455	25.804	45:16.267	16	1	2:15.428	38.246	38.174	35.073	23.935	37:51.498	
19	2	2:25.483	40.534	40.332	38.665	25.952	47:41.750	17	1	2:16.436	37.629	38.282	35.933	24.592	40:07.934	
20	2	2:25.138	41.016	40.424	37.710	25.988	50:06.888	18	1	2:16.725	39.234	38.271	35.305	23.915	42:24.659	
21	2	2:28.563	40.419	41.100	38.255	28.789	52:35.451	19	1	2:16.798	38.264	38.058	36.350	24.126	44:41.457	
83 Desguaces La Torre Ford Fiesta ST Line O.M. 1. Martin Lombardini								20	1	2:16.199	37.782	38.718	35.664	24.035	46:57.656	
1	1	3:11.724	B	59.511	49.075	44.729	38.409	3:11.724	21	1	2:16.447	38.755	38.401	35.366	23.925	49:14.103
84 Motor Club S.R. Pitius Ford Fiesta ST Line O.M. 1. Enric Bordas (Jr.)								22	1	2:16.188	37.881	37.922	35.598	24.787	51:30.291	
1	1	2:39.662	53.322	41.445	38.280	26.615	2:39.662	23	1	2:18.108	38.242	38.950	36.142	24.774	53:48.399	
2	1	2:25.614	41.262	40.838	37.404	26.110	5:05.276	87 Desguaces La Torre Ford Fiesta ST Line O.M. 1. Angel Lafuente								
3	1	2:48.754	40.886	48.231	53.439	26.198	7:54.030	1	1	2:32.813	48.275	40.423	37.838	26.277	2:32.813	
4	1	2:28.955	40.945	40.714	38.138	29.158	10:22.985	2	1	2:25.680	41.072	40.360	37.409	26.839	4:58.493	
5	1	2:27.596	42.638	40.805	37.726	26.427	12:50.581	3	1	2:25.074	41.717	39.929	37.907	25.521	7:23.567	
6	1	2:26.575	41.294	40.869	37.986	26.426	15:17.156	4	1	2:21.211	39.657	39.673	36.610	25.271	9:44.778	
7	1	2:28.452	42.270	41.866	37.952	26.364	17:45.608	5	1	2:21.044	39.391	39.465	36.882	25.306	12:05.822	
8	1	2:31.611	42.208	42.654	40.453	26.296	20:17.219	6	1	2:21.377	39.671	39.596	36.544	25.566	14:27.199	
9	1	2:46.502	B	41.948	41.600	49.761	33.193	23:03.721	7	1	2:21.008	39.563	39.613	36.632	25.200	16:48.207
10	1	3:58.356	2:04.371	45.867	40.997	27.121	27:02.077	8	1	2:21.435	39.404	39.792	36.752	25.487	19:09.642	
11	1	2:29.468	42.002	41.297	39.475	26.694	29:31.545	9	1	2:22.308	39.562	40.216	36.941	25.589	21:31.950	
12	1	2:40.382	42.111	41.274	47.133	29.864	32:11.927	10	1	2:22.464	39.768	39.794	37.216	25.686	23:54.414	
13	1	2:31.051	43.846	41.938	38.375	26.892	34:42.978	11	1	2:26.488	B	40.221	40.200	37.445	28.622	26:20.902
14	1	2:34.017	42.189	44.246	38.836	28.746	37:16.995	12	1	3:38.023	1:55.162	39.925	37.242	25.694	29:58.925	
15	1	2:29.222	41.965	41.678	38.844	26.735	39:46.217	13	1	2:23.364	40.270	40.536	37.113	25.445	32:22.289	
16	1	2:29.190	41.549	42.571	38.083	26.987	42:15.407	14	1	2:23.315	40.102	40.609	37.109	25.495	34:45.604	
17	1	2:31.126	42.504	42.106	39.553	26.963	44:46.533	15	1	2:22.630	39.981	40.156	37.064	25.429	37:08.234	
18	1	2:30.097	41.855	42.295	39.434	26.513	47:16.630	16	1	2:23.797	40.059	40.066	36.938	26.734	39:32.031	

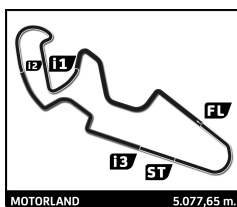


CARRERA 1 CER Clase 2-3

Sector Analysis

■ Personal Best
 ■ Session Best
 ■ Crossing the finish line in the pit lane

Lap	D	Time	Sector 1	Sector 2	Sector 3	Sector 4	Elapsed	Lap	D	Time	Sector 1	Sector 2	Sector 3	Sector 4	Elapsed
17	1	2:22.308	40.006	39.851	37.093	25.358	41:54.339	10	1	2:24.035	40.296	40.631	37.683	25.425	24:08.902
18	1	2:25.332	40.172	40.489	38.700	25.971	44:19.671	11	1	2:30.671 B	41.717	40.255	37.215	31.484	26:39.573
19	1	2:25.571	40.986	41.409	37.458	25.718	46:45.242	12	2	4:05.008	2:19.428	41.471	37.315	26.794	30:44.581
20	1	2:25.430	41.320	41.068	37.620	25.422	49:10.672	13	2	2:24.346	40.942	40.464	37.045	25.895	33:08.927
21	1	2:26.328	41.099	41.065	38.367	25.797	51:37.000	14	2	2:24.941	41.125	40.060	37.688	26.068	35:33.868
22	1	2:28.009	40.971	40.735	38.633	27.670	54:05.009	15	2	2:24.179	40.443	40.682	37.375	25.679	37:58.047
88 Moto Club Igualada 1.Marcel Abad (Jr.) Ford Fiesta ST Line O.M.								16 2 2:25.261 40.453 41.001 37.547 26.260 40:23.308							
1	1	2:44.962	57.762	41.312	39.779	26.109	2:44.962	17	2	2:25.044	40.920	40.899	37.655	25.570	42:48.352
2	1	2:25.698	40.857	40.424	38.104	26.313	5:10.660	18	2	2:24.652	41.120	40.472	37.371	25.689	45:13.004
3	1	2:25.246	40.708	40.291	37.685	26.562	7:35.906	19	2	2:24.955	40.910	40.568	37.737	25.740	47:37.959
4	1	2:24.938	40.665	40.580	37.728	25.965	10:00.844	20	2	2:27.232	42.474	40.864	37.945	25.949	50:05.191
5	1	2:26.231	41.303	40.665	38.146	26.117	12:27.075	21	2	2:26.633	41.562	40.876	38.278	25.917	52:31.824
6	1	2:24.956	41.054	40.497	37.561	25.844	14:52.031	92 Lurauto KK 1.Luis M. García 2.Jorge Espinosa (JF) Mini Cooper O.M.							
7	1	2:25.615	41.032	40.598	37.912	26.073	17:17.646	1	1	2:43.118	55.817	42.214	38.537	26.550	2:43.118
8	1	2:24.667	40.819	40.537	37.512	25.799	19:42.313	2	1	2:28.215	41.311	41.302	38.486	27.116	5:11.333
9	1	2:30.653 B	40.693	41.212	37.551	31.197	22:12.966	3	1	2:28.201	41.555	41.576	38.361	26.709	7:39.534
10	1	3:41.576	1:57.597	40.533	37.553	25.893	25:54.542	4	1	2:26.853	41.116	40.887	38.240	26.610	10:06.387
11	1	2:25.204	40.631	40.935	37.555	26.083	28:19.746	5	1	2:27.817	41.320	41.013	38.735	26.749	12:34.204
12	1	2:25.080	40.646	40.639	37.703	26.092	30:44.826	6	1	2:26.966	41.394	41.120	38.190	26.262	15:01.170
13	1	2:24.976	41.395	40.739	37.306	25.536	33:09.802	7	1	2:30.146	42.840	41.222	38.778	27.306	17:31.316
14	1	2:26.695	41.954	40.461	38.191	26.089	35:36.497	8	1	2:28.937	41.874	41.764	38.588	26.711	20:00.253
15	1	2:24.794	41.255	40.526	37.402	25.611	38:01.291	9	1	2:34.178	41.872	42.472	43.119	26.715	22:34.431
16	1	2:24.389	40.301	41.117	37.362	25.609	40:25.680	10	1	2:31.771 B	42.484	41.575	38.750	28.962	25:06.202
17	1	2:24.616	40.436	40.532	37.389	26.259	42:50.296	11	2	4:37.724	2:48.490	42.843	38.969	27.422	29:43.926
18	1	2:23.963	40.544	40.374	37.263	25.782	45:14.259	12	2	2:31.976	43.870	41.864	39.351	26.891	32:15.902
19	1	2:24.182	40.483	40.398	37.351	25.950	47:38.441	13	2	2:29.558	42.097	41.915	38.916	26.630	34:45.460
20	1	2:30.898	41.210	40.410	41.894	27.384	50:09.339	14	2	2:32.945	41.887	41.607	42.682	26.769	37:18.405
21	1	2:47.655	41.906	50.627	45.052	30.070	52:56.994	15	2	2:29.870	42.090	42.808	38.513	26.459	39:48.275
89 Desguaces La Torre 1.Rubén Sabater Ford Fiesta ST Line O.M.								16 2 2:30.340 42.241 41.460 39.210 27.429 42:18.615							
1	1	2:34.463	48.527	41.907	38.498	25.531	2:34.463	17	2	2:32.676	45.001	42.317	38.868	26.490	44:51.291
2	1	2:24.151	39.862	40.381	37.317	26.591	4:58.614	18	2	2:28.518	41.314	42.284	38.326	26.594	47:19.809
3	1	2:23.601	41.565	39.734	36.637	25.665	7:22.215	19	2	2:29.663	40.884	41.571	40.100	27.108	49:49.472
4	1	2:21.622	39.897	39.470	36.752	25.503	9:43.837	20	2	2:28.989	41.079	42.815	38.871	26.224	52:18.461
5	1	2:20.939	39.504	39.423	36.407	25.605	12:04.776	93 Lurauto KK 1.Mikel Huarte (JF) 2.Ainara Agurretxe (Da) Mini Cooper O.M.							
6	1	2:21.244	39.555	39.580	36.497	25.612	14:26.020	1	1	2:45.932	56.949	41.890	39.355	27.738	2:45.932
7	1	2:21.215	39.502	39.550	36.588	25.575	16:47.235	2	1	2:29.593	41.612	42.075	38.931	26.975	5:15.525
8	1	2:20.999	39.435	39.605	36.353	25.606	19:08.234	3	1	2:29.849	42.248	41.756	38.935	26.910	7:45.374
9	1	2:21.052	39.529	39.392	36.567	25.564	21:29.286	4	1	2:30.069	41.800	42.195	38.693	27.381	10:15.443
10	1	2:21.674	39.621	39.867	36.543	25.643	23:50.960	5	1	2:29.109	41.994	41.679	38.399	27.037	12:44.552
11	1	2:20.863	39.747	39.359	36.358	25.399	26:11.823	6	1	2:29.743	41.862	42.102	38.863	26.916	15:14.295
12	1	2:26.944 B	40.108	39.383	38.105	29.348	28:38.767	7	1	2:30.996	43.258	41.671	38.749	27.318	17:45.291
90 Lurauto KK 1.Iker Lujambio 2.Roberto Alonso Mini Cooper O.M.								8 1 2:31.614 41.943 42.521 40.602 style="background-color: #c8e6c9;">26.548 20:16.905							
1	1	2:36.503	50.512	41.867	38.877	25.247	2:36.503	9 1 style="background-color: #c8e6c9;">2:28.768 41.665 41.754 38.678 26.671 22:45.673							
2	1	2:24.469	41.694	40.065	37.680	25.030	5:00.972	10 1 2:38.695 B 42.434 41.707 41.278 33.276 25:24.368							
3	1	2:24.867	42.113	40.048	37.658	25.048	7:25.839	11 2 4:51.677 2:57.819 44.638 40.806 28.414 30:16.045							
4	1	2:24.587	41.509	39.819	37.674	25.585	9:50.426	12 2 2:40.964 45.754 43.346 43.148 28.716 32:57.009							
5	1	2:22.311	40.081	40.018	37.072	25.140	12:12.737	13 2 2:39.485 44.085 45.019 41.925 28.456 35:36.494							
6	1	2:22.845	39.722	39.939	37.784	25.400	14:35.582	14 2 2:38.658 45.204 44.298 41.195 27.961 38:15.152							
7	1	2:24.788	40.842	40.375	37.533	26.038	17:00.370	15 2 2:36.808 44.088 43.643 40.888 28.189 40:51.960							
8	1	2:22.114	40.031	39.689	36.994	25.400	19:22.484	16 2 2:37.183 43.727 43.712 42.395 27.349 43:29.143							
9	1	2:22.383	39.997	39.946	37.125	25.315	21:44.867	17 2 2:33.498 43.371 43.057 39.910 27.160 46:02.641							
								18 2 2:33.385 43.280 42.540 40.039 27.526 48:36.026							
								19 2 2:35.032 43.100 42.830 41.995 27.107 51:11.058							

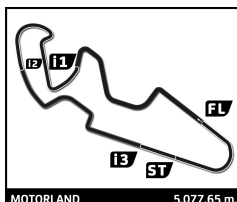


CARRERA 1 CER Clase 2-3

Sector Analysis

■ Personal Best
 ■ Session Best
 B Crossing the finish line in the pit lane

Lap	D	Time	Sector 1	Sector 2	Sector 3	Sector 4	Elapsed	Lap	D	Time	Sector 1	Sector 2	Sector 3	Sector 4	Elapsed	
20	2	2:37.305	45.397	43.092	41.373	27.443	53:48.363									
94		Lurauto KK						Mini Cooper								
		1.Riccardo Marchesi						O.M.								
		2.Diego Carluccio														
1	1	2:41.470	54.221	42.239	38.631	26.379	2:41.470									
2	1	2:26.910	41.072	41.011	38.195	26.632	5:08.380									
3	1	2:27.296	41.268	41.018	38.483	26.527	7:35.676									
4	1	2:27.027	41.651	41.008	37.809	26.559	10:02.703									
5	1	2:26.980	41.277	41.178	37.744	26.781	12:29.683									
6	1	2:28.122	41.722	41.566	38.211	26.623	14:57.805									
7	1	2:29.017	41.965	42.501	37.932	26.619	17:26.822									
8	1	2:28.869	42.068	41.379	38.121	27.301	19:55.691									
9	1	2:28.165	41.898	40.996	38.620	26.651	22:23.856									
10	1	2:33.466 B	44.004	41.509	38.352	29.601	24:57.322									
11	2	4:08.102	2:17.126	44.829	39.258	26.889	29:05.424									
12	2	2:30.778	42.730	42.421	38.964	26.663	31:36.202									
13	2	2:29.972	42.178	41.976	39.027	26.791	34:06.174									
14	2	2:29.360	42.924	41.579	38.442	26.415	36:35.534									
15	2	2:28.674	41.912	42.111	38.297	26.354	39:04.208									
16	2	2:29.426	41.543	42.042	39.145	26.696	41:33.634									
17	2	2:26.921	41.390	41.164	38.241	26.126	44:00.555									
18	2	2:29.503	43.747	41.397	38.152	26.207	46:30.058									
19	2	2:29.752	41.897	42.069	38.918	26.868	48:59.810									
20	2	2:27.258	41.604	41.337	38.191	26.126	51:27.068									
21	2	2:29.420	41.325	41.649	39.800	26.646	53:56.488									
95		Lurauto KK						Mini Cooper								
		1.Santiago Arribas						O.M.								
1	1	2:39.186	54.683	40.728	38.057	25.718	2:39.186									
2	1	2:23.920	40.584	40.381	37.188	25.767	5:03.106									
3	1	2:24.800	40.685	40.382	37.944	25.789	7:27.906									
4	1	2:23.247	40.142	40.413	37.084	25.608	9:51.153									
97		Lurauto KK						Mini Cooper								
		1.Ion Villar						O.M.								
		2.Iñaki Yabar														
1	1	2:38.094	52.682	40.972	38.578	25.862	2:38.094									
2	1	2:24.344	40.950	40.518	37.229	25.647	5:02.438									
3	1	2:25.865	41.087	41.251	37.563	25.964	7:28.303									
4	1	2:24.077	40.271	40.280	37.344	26.182	9:52.380									
5	1	2:24.660	40.158	40.682	37.120	26.700	12:17.040									
6	1	2:25.935	40.592	40.935	38.022	26.386	14:42.975									
7	1	2:25.172	40.518	40.931	37.359	26.364	17:08.147									
8	1	2:25.986	40.790	41.175	37.613	26.408	19:34.133									
9	1	2:25.946	40.707	41.519	37.408	26.312	22:00.079									
10	1	2:25.085	40.570	40.995	37.390	26.130	24:25.164									
11	1	2:26.461	41.752	41.019	37.597	26.093	26:51.625									
12	1	2:25.796	40.978	41.178	37.301	26.339	29:17.421									
13	1	2:31.998 B	40.693	40.988	37.733	32.584	31:49.419									
14	2	4:08.902	2:20.661	42.848	38.454	26.939	35:58.321									
15	2	2:29.781	41.510	41.920	38.765	27.586	38:28.102									
16	2	2:32.763	42.924	43.617	39.204	27.018	41:00.865									
17	2	2:30.213	43.177	41.500	39.236	26.300	43:31.078									
18	2	2:28.365	41.902	41.718	38.343	26.402	45:59.443									
19	2	2:26.730	41.114	41.223	38.072	26.321	48:26.173									
20	2	2:26.873	41.038	41.598	37.962	26.275	50:53.046									
21	2	2:27.291	41.565	41.358	37.957	26.411	53:20.337									



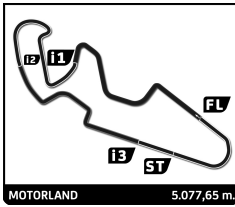
CARRERA 1 CER GT (48 Minutes +1 Lap)

Official Starting Grid

			- 17 -	35	RC2 Junior Team	Eduardo Lázaro (JF)	2:17.821	
2:13.513	Pierre Arrau (JF)	Pierre Arrau	64	- 16 -	71	Club Jarama Sport	Busian Fontan	2:08.762
2:04.189	Alba Cano (Da)	Monlau Competición	15	- 15 -	10	Pcr Sport	Vicente Dasi	2:03.719
2:03.173	Enrique Hernando (Jr.)	SMC Junior Motorsport	2	- 14 -	17	RC2 Junior Team	Raul Martínez	2:03.007
2:02.354	Arturo Espuny	Motor Club Sabadell	70	- 13 -	77	Baporo Motorsport	Roberto Ferri (JF)	2:02.193
2:01.792	Amalia Vinyes (Da)	Baporo Motorsport	13	- 12 -	7	Monlau Competición	Gianluigi Vicinanza (JF)	2:01.623
2:01.369	Didac Ros (Jr.)	RC2 Junior Team	23	- 11 -	72	Pcr Sport	Antonio Aristi	2:01.143
2:00.086	Guillermo Aso	Pcr Sport	36	- 10 -	16	Tecnicars Racing Team	Mikel Azcona (Jr.)	1:58.174
				- 9 -				
				- 8 -				
				- 7 -	134	Emmanuel Righi	Eric Gaillard	2:05.414
2:04.502	David Serban (Jr.)	Willi Motorsport	102	- 6 -	126	NM Racing Team	Albert Estragues (Jr.)	2:03.349
2:02.863	José Martínez	2TYMRACING	110	- 5 -	178	R. A. C Circuito Guadalope	Luis López (JF)	2:01.196
2:00.968	Maxime Guillemat (Jr.)	NM Racing Team	188	- 4 -	117	Deyscom Sport	Oscar Olivas	2:00.919
2:00.033	Daniel Carretero	Escuderia Lagun Artea	111	- 3 -	118	Deyscom Sport	Jorge Ramirez	1:58.101
1:57.757	Josep Mayola (JF)	Pcr Sport	115	- 2 -	108	E2P Esc. Española Pilotos	Kosta Kanaroglou	1:53.671
1:52.861	Arnaud Gomez	Philippe Gruau	101	- 1 -	119	E2P Esc. Española Pilotos	Javier Morcillo	1:50.822

Pole

Stewards:	Timekeeper:
-----------	-------------



CARRERA 1 CER GT (48 Minutes +1 Lap)

Final Classification

Nr Drivers	Team	Car	Cl.	Laps	Total Time	Gap	Kph	Best Lap			
								Lap	Time		
1	108 K. Kanaroglou	E2P Esc. Española Pilotos	Mosler MT900	C1	25	51:30.716	-	147.8	16	1:54.420	159.7
2	101 A. Gomez/P. Gruau (JF)	Philippe Gruau	Vortex V8	C1	25	51:46.340	+15.624	147.1	9	1:53.759	160.7
3	115 J. Mayola (JF)	Pcr Sport	Ferrari 458	C1	25	52:57.404	+1:26.688	143.8	8	1:57.856	155.1
4	118 J. Ramirez	Deyscom Sport	Porsche 997 GT3 Cup	C2	25	53:22.067	+1:51.351	142.7	4	1:59.888	152.5
5	126 A. Estragues (Jr.)/I. Cabezas	NM Racing Team	Transam Euro	C2	24	51:34.135	1 Lap	141.8	17	1:58.683	154.0
6	117 O. Olivás	Deyscom Sport	Porsche 997 GT3 Cup	C2	24	51:35.012	1 Lap	141.7	11	1:59.734	152.6
7	110 J. Martínez/M. Fernández	2TYMRACING	KTM X-Bow GT4	C3	24	52:08.136	1 Lap	140.2	19	2:00.333	151.9
8	111 D. Carretero/P. Yeregui	Escudería Lagun Artea	Ginetta G55 GT4	C3	24	52:30.045	1 Lap	139.3	4	1:59.930	152.4
9	188 M. Guillemat (Jr.)/J. De Martin (JF)	NM Racing Team	Ginetta G55 GT4	C3	24	52:30.074	1 Lap	139.3	7	2:00.387	151.8
10	119 J. Morcillo/M. Cintrano (JF)	E2P Esc. Española Pilotos	Mosler MT900	C1	24	52:57.653	1 Lap	138.0	3	1:52.846	162.0
11	16 M. Azcona (Jr.)/E. Leonov	Tecnicars Racing Team	CUPRA TCR DSG	TCR	24	53:07.958	1 Lap	137.6	3	1:59.305	153.2
12	102 D. Serban (Jr.)	Willi Motorsport	Audi R8 GT4	C3	24	53:30.115	1 Lap	136.6	14	2:03.353	148.2
13	72 A. Aristi/H. Arruabarrena	Pcr Sport	CUPRA TCR DSG	TCR	24	53:31.972	1 Lap	136.6	4	2:01.904	149.9
14	77 R. Ferrí (JF)/A. Vescovi (JF)	Baporo Motorsport	CUPRA TCR	TCR	24	53:32.007	1 Lap	136.6	8	2:02.894	148.7
15	70 A. Espuny	Motor Club Sabadell	CUPRA TCR DSG	TCR	24	53:34.173	1 Lap	136.5	3	2:03.060	148.5
16	13 A. Vinyes (Da)	Baporo Motorsport	CUPRA TCR DSG	TCR	24	53:56.761	1 Lap	135.5	4	2:02.553	149.1
17	17 R. Martínez/R. Martínez	RC2 Junior Team	CUPRA TCR	TCR	23	51:39.149	2 Laps	135.6	13	2:02.825	148.8
18	23 D. Ros (Jr.)/R. Fernández	RC2 Junior Team	CUPRA TCR DSG	TCR	23	51:42.596	2 Laps	135.5	6	2:02.002	149.8
19	7 G. Vicinanza (JF)/Á. Cosin	Monlau Competición	CUPRA TCR	TCR	23	51:43.940	2 Laps	135.4	14	2:02.120	149.7
20	15 A. Cano (Da)	Monlau Competición	CUPRA TCR DSG	TCR	23	51:53.418	2 Laps	135.0	16	2:03.888	147.5
21	10 V. Dasi/J. Parera (JF)	Pcr Sport	CUPRA TCR DSG	TCR	23	51:59.671	2 Laps	134.7	4	2:04.193	147.2
22	2 E. Hernando (Jr.)/G. Martín	SMC Junior Motorsport	Peugeot 308 TCR	TCR	23	52:07.437	2 Laps	134.4	2	2:01.911	149.9
23	134 E. Graillard/E. Righi	Emmanuel Righi	Maserati Trofeo MC GT4	C3	23	52:07.669	2 Laps	134.4	8	2:04.692	146.6
24	36 G. Aso	Pcr Sport	CUPRA TCR DSG	TCR	22	52:32.003	3 Laps	127.6	2	2:02.300	149.4
25	35 E. Lázaro (JF)	RC2 Junior Team	Seat Leon Supercopa MK2	D2	22	53:31.025	3 Laps	125.2	10	2:12.143	138.3
26	64 P. Arraou (JF)	Pierre Arraou	Peugeot 308 Racing Cup.	D2	22	53:31.651	3 Laps	125.2	21	2:12.033	138.4
27	71 B. Fontan/V. Pico (JF)	Club Jarama Sport	Peugeot 308 Racing Cup.	D2	21	52:33.927	4 Laps	121.7	10	2:07.053	143.9

Not classified

178	L. López (JF)/A. Rodríguez	R. A. C Circuito Guadalupe	Porsche 911 991 GT3 Cup	C2	4	8:19.493			4	2:02.269	149.5
-----	----------------------------	----------------------------	-------------------------	----	---	-----------------	--	--	---	-----------------	-------

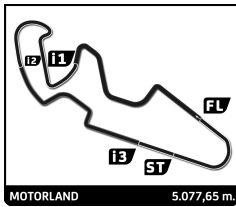
Pole Position:	Javier Morcillo	1:50.822	164.9 Kph
Fastest Lap:	Lap 3 Javier Morcillo	1:52.846	162.0 Kph

#119 - PENALTY 1 LAP DUE TO ART. 30.12
#13 - DRIVE THROUGH DUE TO STEWARDS DECISION N° 5

Published at:

Track Status: **DRY**

Stewards:	Timekeeper:
------------------	--------------------



CARRERA 1 CER GT (48 Minutes +1 Lap)

Final Classification by Class

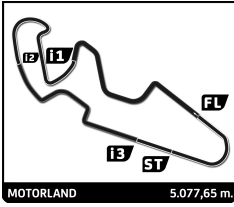
Nr Drivers	Team	Car	Laps	Total Time	Gap	Kph	Best Lap			
							Lap	Time	Kph	
C1										
1	108 K. Kanaroglou	E2P Esc. Española Pilotos	Mosler MT900	25	51:30.716		147.8	16	1:54.420	159.7
2	101 A. Gomez / P. Gruau (JF)	Philippe Gruau	Vortex V8	25	51:46.340	+15.624	147.1	9	1:53.759	160.7
3	115 J. Mayola (JF)	Pcr Sport	Ferrari 458	25	52:57.404	+1'26.688	143.8	8	1:57.856	155.1
4	119 J. Morcillo / M. Cintrano (JF)	E2P Esc. Española Pilotos	Mosler MT900	24	52:57.653	1 Lap	138.0	3	1:52.846	162.0
C2										
1	118 J. Ramirez	Deyscom Sport	Porsche 997 GT3 Cup	25	53:22.067		142.7	4	1:59.888	152.5
2	126 A. Estragous (Jr.) / I. Cabezas	NM Racing Team	Transam Euro	24	51:34.135	1 Lap	141.8	17	1:58.683	154.0
3	117 O. Olivás	Deyscom Sport	Porsche 997 GT3 Cup	24	51:35.012	1 Lap	141.7	11	1:59.734	152.6
■ Not classified										
	178 L. López (JF) / A. Rodríguez	R. A. C Circuito Guadalupe	Porsche 911 991 GT3 Cup	4	8:19.493			4	2:02.269	149.5
C3										
1	110 J. Martínez / M. Fernandez	2TYMRACING	KTM X-Bow GT4	24	52:08.136		140.2	19	2:00.333	151.9
2	111 D. Carretero / P. Yeregui	Escuderia Lagun Artea	Ginetta G55 GT4	24	52:30.045	+21.909	139.3	4	1:59.930	152.4
3	188 M. Guillemat (Jr.) / J. De Martin (JF)	NM Racing Team	Ginetta G55 GT4	24	52:30.074	+21.938	139.3	7	2:00.387	151.8
4	102 D. Serban (Jr.)	Willi Motorsport	Audi R8 GT4	24	53:30.115	+1'21.979	136.6	14	2:03.353	148.2
5	134 E. Graillard / E. Righi	Emmanuel Righi	Maserati Trofeo MC GT4	23	52:07.669	1 Lap	134.4	8	2:04.692	146.6
D2										
1	35 E. Lázaro (JF)	RC2 Junior Team	Seat Leon Supercopa MK2	22	53:31.025		125.2	10	2:12.143	138.3
2	64 P. Arraou (JF)	Pierre Arraou	Peugeot 308 Racing Cup.	22	53:31.651	+0.626	125.2	21	2:12.033	138.4
3	71 B. Fontan / V. Pico (JF)	Club Jarama Sport	Peugeot 308 Racing Cup.	21	52:33.927	1 Lap	121.7	10	2:07.053	143.9
TCR										
1	16 M. Azcona (Jr.) / E. Leonov	Tecnicars Racing Team	CUPRA TCR DSG	24	53:07.958		137.6	3	1:59.305	153.2
2	72 A. Aristi / H. Arruabarrena	Pcr Sport	CUPRA TCR DSG	24	53:31.972	+24.014	136.6	4	2:01.904	149.9
3	77 R. Ferri (JF) / A. Vescovi (JF)	Baporo Motorsport	CUPRA TCR	24	53:32.007	+24.049	136.6	8	2:02.894	148.7
4	70 A. Espuny	Motor Club Sabadell	CUPRA TCR DSG	24	53:34.173	+26.215	136.5	3	2:03.060	148.5
5	13 A. Vinyes (Da)	Baporo Motorsport	CUPRA TCR DSG	24	53:56.761	+48.803	135.5	4	2:02.553	149.1
6	17 R. Martínez / R. Martínez	RC2 Junior Team	CUPRA TCR	23	51:39.149	1 Lap	135.6	13	2:02.825	148.8
7	23 D. Ros (Jr.) / R. Fernandez	RC2 Junior Team	CUPRA TCR DSG	23	51:42.596	1 Lap	135.5	6	2:02.002	149.8
8	7 G. Vicinanza (JF) / Á. Cosin	Monlau Competición	CUPRA TCR	23	51:43.940	1 Lap	135.4	14	2:02.120	149.7
9	15 A. Cano (Da)	Monlau Competición	CUPRA TCR DSG	23	51:53.418	1 Lap	135.0	16	2:03.888	147.5
10	10 V. Dasi / J. Parera (JF)	Pcr Sport	CUPRA TCR DSG	23	51:59.671	1 Lap	134.7	4	2:04.193	147.2
11	2 E. Hernando (Jr.) / G. Martin	SMC Junior Motorsport	Peugeot 308 TCR	23	52:07.437	1 Lap	134.4	2	2:01.911	149.9
12	36 G. Aso	Pcr Sport	CUPRA TCR DSG	22	52:32.003	2 Laps	127.6	2	2:02.300	149.4

#119 - PENALTY 1 LAP DUE TO ART. 30.12
 #13 - DRIVE THROUGH DUE TO STEWARDS DECISION N° 5

Published at:

Track Status: **DRY**

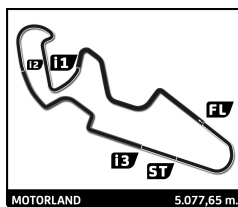
Stewards:	Timekeeper:
-----------	-------------



CARRERA 1 CER GT

Lap Chart

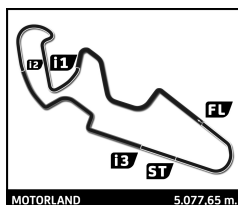
Nr	Pos	Grid	Lap																								
			1	2	3	4	5	6	7	8	9	10	11	12	13	14	15	16	17	18	19	20	21	22	23	24	25
119	1	119	119	119	119	119	119	119	119	119	119	119	119	119	119	119	119	119	119	119	119	119	119	119	119	119	119
101	2	101	101	101	101	101	101	101	101	101	101	101	101	101	101	101	101	108	108	108	108	101	101	101	101	101	101
108	3	108	108	108	108	108	108	108	108	108	108	108	108	108	111	108	119	119	119	119	115	115	115	115	115	115	115
115	4	115	111	115	115	115	115	115	115	115	115	115	115	111	111	108	115	115	115	115	119	119	119	119	119	119	119
118	5	118	115	111	111	111	111	111	111	111	111	111	111	111	117	117	115	118	118	118	118	118	118	118	118	118	118
111	6	111	118	118	118	118	118	118	118	118	118	118	118	188	188	118	111	117	117	126	126	126	126	126	117	126	126
117	7	117	188	188	188	188	188	188	188	188	188	188	188	118	115	117	117	126	126	117	117	117	117	117	117	126	117
188	8	188	178	178	178	117	117	117	117	117	117	117	117	126	118	126	126	111	111	111	111	110	110	110	110	110	110
178	9	178	117	117	178	178	126	126	126	126	126	126	126	115	126	188	188	188	188	188	110	110	111	111	111	111	111
110	10	110	126	126	126	126	110	110	110	110	110	110	110	16	110	110	110	110	110	188	188	188	188	188	188	188	188
126	11	126	110	110	110	110	102	102	102	102	102	102	16	72	16	16	16	16	16	16	16	16	16	16	16	16	16
102	12	102	134	134	134	102	134	134	134	134	134	134	23	102	102	102	102	102	102	102	102	102	102	102	102	102	102
134	13	134	102	102	102	134	16	16	16	16	16	16	72	77	13	13	13	13	13	13	13	13	13	13	13	13	13
16	19	16	16	16	16	72	72	72	72	72	72	13	70	72	72	72	72	72	72	72	72	72	72	72	72	13	72
36	20	36	72	72	72	72	7	7	7	7	7	13	23	15	134	134	70	70	70	7	7	77	77	77	77	77	77
72	21	72	36	36	7	7	2	2	2	13	13	7	77	110	70	70	7	7	7	70	77	7	70	70	70	70	
23	22	23	7	7	2	2	13	13	13	2	2	2	70	102	77	77	77	77	77	77	70	70	17	17	17	17	
7	23	7	2	2	13	13	23	23	23	23	23	15	134	23	7	134	23	23	23	23	17	23	23	23	23	23	
13	24	13	13	13	77	23	77	77	77	77	77	102	13	7	23	23	134	17	17	17	23	7	7	7	7	7	
77	25	77	77	77	23	77	70	70	70	70	70	71	7	15	17	17	17	134	15	15	15	15	15	15	15	15	
70	26	70	70	23	70	17	15	15	15	15	15	7	17	17	15	15	15	15	15	134	10	10	10	10	10	10	
17	27	17	23	70	17	17	15	15	17	17	10	10	17	10	10	10	10	10	10	10	134	134	2	2	2	2	
2	28	2	17	17	15	15	10	10	10	10	17	17	10	2	2	2	2	2	2	2	2	2	134	134	134	134	
10		10	15	15	10	10	71	71	71	71	71	2	64	35	35	35	35	36	36	36	36	36	36	36	36	36	
15		15	10	10	71	71	35	35	35	35	35	64	64	64	64	64	64	36	35	35	35	35	35	35	35	35	
71		71	71	71	35	35	64	64	64	64	64	64	71	71	36	36	64	64	64	64	64	64	64	64	64	64	
64		64	64	64	64	36	36	36	36	36	36	36	36	36	36	71	71	71	71	71	71	71	71	71	71	71	
35		35	35	35	36	36																					



CARRERA 1 CER GT

Best Sector Times

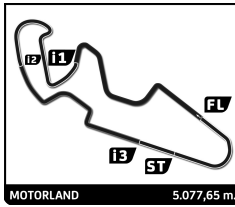
Sector 1		Sector 2		Sector 3		Sector 4		Ideal Lap	Best Lap
Nr	Driver	Time	Nr	Driver	Time	Nr	Driver	Nr	Lap
1	119 J.Morcillo	31.381	119 J.Morcillo	31.569	119 J.Morcillo	29.728	119 J.Morcillo	19.575	1 119 1:52.253 1:52.846 (1)
2	101 A.Gomez	31.464	108 K.Kanaroglou	31.757	101 A.Gomez	29.975	108 K.Kanaroglou	19.927	2 108 1:53.451 1:54.420 (3)
3	108 K.Kanaroglou	31.500	101 A.Gomez	31.840	108 K.Kanaroglou	30.267	115 J.Mayola (JF)	20.152	3 101 1:53.506 1:53.759 (2)
4	115 J.Mayola (JF)	33.001	126 A.Estragues (Jr.)	33.212	115 J.Mayola (JF)	30.909	101 A.Gomez	20.227	4 115 1:57.397 1:57.856 (4)
5	126 A.Estragues (Jr.)	33.054	115 J.Mayola (JF)	33.335	126 I.Cabezas	30.925	117 O.Olivas	20.610	5 126 1:58.018 1:58.683 (5)
6	16 M.Azcona (Jr.)	33.090	16 M.Azcona (Jr.)	33.403	117 O.Olivas	31.161	126 I.Cabezas	20.827	6 117 1:59.064 1:59.734 (7)
7	111 D.Carretero	33.157	118 J.Ramirez	33.613	110 M.Fernandez	31.343	118 J.Ramirez	20.829	7 118 1:59.087 1:59.888 (8)
8	118 J.Ramirez	33.228	111 D.Carretero	33.623	16 M.Azcona (Jr.)	31.347	178 L.López (JF)	21.050	8 16 1:59.096 1:59.305 (6)
9	110 M.Fernandez	33.229	188 M.Guillemat (Jr.)	33.662	118 J.Ramirez	31.417	16 M.Azcona (Jr.)	21.256	9 111 1:59.640 1:59.930 (9)
10	117 O.Olivas	33.426	110 M.Fernandez	33.693	111 D.Carretero	31.459	188 M.Guillemat (Jr.)	21.263	10 110 1:59.760 2:00.333 (10)
11	188 M.Guillemat (Jr.)	33.712	117 O.Olivas	33.867	188 M.Guillemat (Jr.)	31.616	2 E.Hernando (Jr.)	21.367	11 188 2:00.253 2:00.387 (11)
12	178 L.López (JF)	33.736	72 A.Aristi	33.922	102 D.Serban (Jr.)	31.877	111 D.Carretero	21.401	12 7 2:01.463 2:02.120 (15)
13	72 A.Aristi	33.763	7 G.Vicinanza (JF)	34.003	7 G.Vicinanza (JF)	31.918	13 A.Vinyes (Da)	21.411	13 72 2:01.625 2:01.904 (12)
14	23 D.Ros (Jr.)	33.905	2 E.Hernando (Jr.)	34.057	36 G.Aso	32.026	110 M.Fernandez	21.495	14 2 2:01.766 2:01.911 (13)
15	7 G.Vicinanza (JF)	33.956	23 D.Ros (Jr.)	34.164	23 D.Ros (Jr.)	32.052	70 A.Espuny	21.568	15 178 2:01.777 2:02.269 (16)
16	36 G.Aso	34.037	13 A.Vinyes (Da)	34.342	77 R.Ferri (JF)	32.081	7 G.Vicinanza (JF)	21.586	16 23 2:01.799 2:02.002 (14)
17	13 A.Vinyes (Da)	34.165	36 G.Aso	34.369	2 E.Hernando (Jr.)	32.134	77 R.Ferri (JF)	21.627	17 36 2:02.153 2:02.300 (17)
18	70 A.Espuny	34.169	77 A.Vescovi (JF)	34.413	72 H.Arruabarrena	32.225	15 A.Cano (Da)	21.633	18 13 2:02.179 2:02.553 (18)
19	2 E.Hernando (Jr.)	34.208	70 A.Espuny	34.479	17 R.Martinez	32.241	23 D.Ros (Jr.)	21.678	19 77 2:02.451 2:02.894 (20)
20	17 R.Martinez	34.291	17 R.Martinez	34.509	13 A.Vinyes (Da)	32.261	17 R.Martinez	21.679	20 70 2:02.488 2:03.060 (21)
21	77 A.Vescovi (JF)	34.330	178 L.López (JF)	34.516	70 A.Espuny	32.272	72 H.Arruabarrena	21.715	21 102 2:02.653 2:03.353 (22)
22	102 D.Serban (Jr.)	34.470	102 D.Serban (Jr.)	34.550	15 A.Cano (Da)	32.391	36 G.Aso	21.721	22 17 2:02.720 2:02.825 (19)
23	10 J.Parera (JF)	34.584	10 V.Dasi	34.584	178 L.López (JF)	32.475	102 D.Serban (Jr.)	21.756	23 15 2:03.522 2:03.888 (23)
24	15 A.Cano (Da)	34.698	15 A.Cano (Da)	34.800	10 J.Parera (JF)	32.618	10 J.Parera (JF)	21.778	24 10 2:03.564 2:04.193 (24)
25	134 E.Graillard	34.867	71 B.Fontan	35.056	134 E.Graillard	32.650	134 E.Graillard	21.939	25 134 2:04.692 2:04.692 (25)
26	71 B.Fontan	35.528	134 E.Graillard	35.236	71 B.Fontan	32.943	71 B.Fontan	22.290	26 71 2:05.817 2:07.053 (26)
27	35 E.Lázaro (JF)	36.878	35 E.Lázaro (JF)	36.613	35 E.Lázaro (JF)	34.085	64 P.Arraou (JF)	23.324	27 35 2:11.210 2:12.143 (28)
28	64 P.Arraou (JF)	36.909	64 P.Arraou (JF)	36.682	64 P.Arraou (JF)	34.475	35 E.Lázaro (JF)	23.634	28 64 2:11.390 2:12.033 (27)



CARRERA 1 CER GT

Best Top Speed

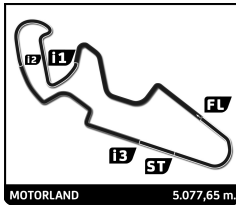
Team	Car	Class	Top Speed	Top 1 Kph Lap	Top 2 Kph Lap	Top 3 Kph Lap	Top 4 Kph Lap	Top 5 Kph Lap	Avg
119 E2P Esc. Española Pilotos	Mosler MT900	C1	J. Morcillo	259.6 5	257.8 25	257.8 24	257.8 3	257.8 7	258,2
115 Pcr Sport	Ferrari 458	C1	J. Mayola (JF)	257.8 9	257.1 14	256.5 19	256.5 1	256.5 8	256,9
118 Deyscom Sport	Porsche 997 GT3 Cup	C2	J. Ramirez	252.9 19	252.3 22	251.2 16	250.6 8	250.6 11	251,5
117 Deyscom Sport	Porsche 997 GT3 Cup	C2	O. Olivás	250.0 23	250.0 18	249.4 16	249.4 11	248.8 20	249,5
126 NM Racing Team	Transam Euro	C2	A. Estragues (Jr.)	248.8 3	248.3 16	248.3 18	247.7 11	247.7 12	248,2
178 R. A. C Circuito Guadalupe	Porsche 911 991 GT3 Cup	C2	L. López (JF)	247.7 3	247.1 2	246.0 1	243.2 4		246,0
108 E2P Esc. Española Pilotos	Mosler MT900	C1	K. Kanaroglo	247.1 24	246.0 23	244.3 8	243.8 25	243.8 2	245,0
101 Philippe Gruau	Vortex V8	C1	P. Gruau (JF)	244.3 22	241.6 8	241.1 24	240.5 2	240.5 3	241,6
102 Willi Motorsport	Audi R8 GT4	C3	D. Serban (Jr.)	240.0 22	239.5 11	238.9 21	238.4 2	238.4 20	239,0
134 Emmanuel Righi	Maserati Trofeo MC GT4	C3	E. Righi	234.3 22	233.8 21	232.8 23	232.3 19	232.3 18	233,1
2 SMC Junior Motorsport	Peugeot 308 TCR	TCR	E. Hernando	233.3 3	232.8 2	232.3 1	232.3 5	231.8 21	232,5
13 Baporo Motorsport	CUPRA TCR DSG	TCR	A. Vinyes (Da)	231.3 7	230.8 6	230.8 2	230.8 4	230.3 3	230,8
7 Monlau Competición	CUPRA TCR	TCR	G. Vicinanza (JF)	230.8 21	230.3 23	230.3 22	229.8 14	229.3 17	230,1
15 Monlau Competición	CUPRA TCR DSG	TCR	A. Cano (Da)	230.8 17	230.3 15	229.8 22	229.3 23	229.3 7	229,9
23 RC2 Junior Team	CUPRA TCR DSG	TCR	D. Ros (Jr.)	230.3 8	229.8 1	229.8 2	229.3 21	229.3 3	229,7
77 Baporo Motorsport	CUPRA TCR	TCR	A. Vescovi (JF)	230.3 19	228.8 24	228.8 18	228.3 22	228.3 17	228,9
10 Pcr Sport	CUPRA TCR DSG	TCR	V. Dasi	229.8 8	229.3 7	229.3 2	229.3 3	229.3 5	229,4
16 Tecnicars Racing Team	CUPRA TCR DSG	TCR	M. Azcona (Jr.)	229.8 2	229.8 8	229.3 12	229.3 5	229.3 20	229,5
36 Pcr Sport	CUPRA TCR DSG	TCR	G. Aso	229.3 21	229.3 2	228.3 20	228.3 19	228.3 14	228,7
70 Motor Club Sabadell	CUPRA TCR DSG	TCR	A. Espuny	228.8 24	228.8 3	228.3 2	227.8 7	227.8 18	228,3
188 NM Racing Team	Ginetta G55 GT4	C3	M. Guillemat (Jr.)	228.8 3	228.8 9	228.8 7	228.3 8	228.3 2	228,6
17 RC2 Junior Team	CUPRA TCR	TCR	R. Martinez	227.8 22	227.8 13	227.4 23	227.4 5	227.4 15	227,6
72 Pcr Sport	CUPRA TCR DSG	TCR	H.	227.8 21	227.8 18	227.4 15	227.4 22	227.4 19	227,6
110 2TYMRACING	KTM X-Bow GT4	C3	M. Fernandez	225.9 22	225.9 16	225.9 14	225.5 24	225.5 23	225,7
111 Escudería Lagun Artea	Ginetta G55 GT4	C3	D. Carretero	225.9 3	225.9 16	225.5 1	225.5 2	225.0 9	225,6
71 Club Jarama Sport	Peugeot 308 Racing Cup.	D2	B. Fontan	223.6 9	223.1 8	223.1 7	222.2 1	222.2 5	222,8
64 Pierre Arraou	Peugeot 308 Racing Cup.	D2	P. Arraou (JF)	220.4 7	220.0 20	219.1 16	219.1 4	218.6 9	219,4
35 RC2 Junior Team	Seat Leon Supercopa MK2	D2	E. Lázaro (JF)	212.6 20	212.2 2	211.8 13	211.8 14	210.9 1	211,9



CARRERA 1 CER GT

Leader Sequence by Class

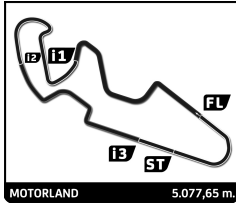
Nr	Team	Car	Start Lap	End Lap	Laps	Total Laps
C1						
119	E2P Esc. Española Pilotos	Mosler MT900	1	15	15	15
101	Philippe Gruau	Vortex V8	16	18	3	3
108	E2P Esc. Española Pilotos	Mosler MT900	19	25	7	7
C2						
118	Deyscom Sport	Porsche 997 GT3 Cup	1	11	11	11
117	Deyscom Sport	Porsche 997 GT3 Cup	12	13	2	2
118	Deyscom Sport	Porsche 997 GT3 Cup	14	25	12	23
C3						
111	Escuderia Lagun Artea	Ginetta G55 GT4	1	19	19	19
110	2TYMRACING	KTM X-Bow GT4	20	24	5	5
D2						
71	Club Jarama Sport	Peugeot 308 Racing Cup.	1	11	11	11
64	Pierre Arraou	Peugeot 308 Racing Cup.	12	12	1	1
35	RC2 Junior Team	Seat Leon Supercopa MK2	13	22	10	10
TCR						
16	Tecnicars Racing Team	CUPRA TCR DSG	1	24	24	24



CARRERA 1 CER GT

Fastest Lap Sequence

Elapsed	Nr Team	Car	Class	Driver	Time	Kph	Lap
3:54.230	119 E2P Esc. Española Pilotos	Mosler MT900	C1	Javier Morcillo	1:53.271	161.4	2
5:47.076	119 E2P Esc. Española Pilotos	Mosler MT900	C1	Javier Morcillo	1:52.846	162.0	3

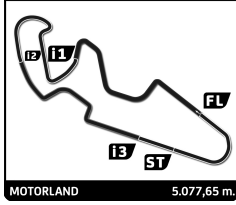


CARRERA 1 CER GT

Analysis by lap

Lapped

Nr	Lap Time	Gap	Nr	Lap Time	Gap	Nr	Lap Time	Gap	Nr	Lap Time	Gap	Nr	Lap Time	Gap
16	2:32.627	1 Lap	72	2:08.466	1 Lap	108	1:55.543	1:56.957	36	2:04.187	3 Laps	188	2:06.113	1 Lap
35	2:47.607	2 Laps	35	2:20.888	2 Laps	16	2:03.356	1 Lap	71	2:23.908	3 Laps	36	2:03.758	3 Laps
64	2:48.169	2 Laps	64	2:16.038	2 Laps	102	2:03.353	1 Lap	16	2:04.018	1 Lap	64	2:13.009	3 Laps
72	2:14.114	1 Lap	23	2:08.014	1 Lap	13	2:03.363	1 Lap	102	2:03.786	1 Lap	16	2:04.520	1 Lap
13	2:05.260	1 Lap	77	2:07.701	1 Lap	72	2:03.559	1 Lap	119	2:44.405	57.521	71	2:16.730	3 Laps
7	2:18.925	1 Lap	70	2:07.332	1 Lap	134	2:08.724	1 Lap	13	2:05.614	1 Lap	102	2:05.958	1 Lap
2	2:08.199	1 Lap	111	2:01.287	1:17.265	115	2:01.324	2:38.862	72	2:05.269	1 Lap	115	2:00.749	1:04.636
23	2:05.217	1 Lap	15	2:08.768	1 Lap	70	2:03.464	1 Lap	115	2:00.489	1:01.589	119	2:02.145	1:05.433
77	2:05.281	1 Lap	117	2:04.635	1:28.062	77	2:05.624	1 Lap	70	2:03.478	1 Lap	13	2:04.709	1 Lap
70	2:04.054	1 Lap	110	3:23.131	1 Lap	7	2:02.120	1 Lap	7	2:02.771	1 Lap	72	2:03.848	1 Lap
15	2:05.665	1 Lap	188	2:05.478	1:30.234	23	2:04.502	1 Lap	77	2:03.757	1 Lap	7	2:03.123	1 Lap
115	2:08.376	54.693			17	2:05.623	1 Lap	118	2:01.431	1:16.505	70	2:04.478	1 Lap	
10	2:09.600	1 Lap	Lap 14			118	2:00.360	2:54.081	23	2:06.882	1 Lap	118	2:00.451	1:18.658
17	2:10.178	1 Lap	119	1:55.383		15	2:07.502	1 Lap	134	2:10.091	1 Lap	77	2:03.867	1 Lap
111	2:00.521	1:04.510	101	1:58.970	13.814	10	2:06.506	1 Lap	17	2:03.707	1 Lap	23	2:05.228	1 Lap
118	2:00.113	1:08.851	102	2:11.763	2 Laps	35	2:15.359	2 Laps	15	2:03.888	1 Lap	17	2:03.234	1 Lap
188	2:01.650	1:11.878	134	3:34.068	2 Laps	2	2:04.154	1 Lap	10	2:04.824	1 Lap	15	2:05.940	1 Lap
117	1:59.734	1:12.139	13	3:21.599	2 Laps	111	3:38.550	3:08.201	2	2:03.913	1 Lap	134	2:08.003	1 Lap
126	2:00.244	1:13.806	115	2:02.210	1 Lap	117	2:01.902	3:12.664	117	2:00.984	1:35.501	126	2:00.854	1:37.920
36	2:03.144	2 Laps	7	2:02.202	2 Laps	126	2:00.628	3:17.093	126	1:58.683	1:36.191	117	2:00.943	1:38.604
71	2:07.053	1 Lap	17	2:03.554	2 Laps	64	3:48.837	2 Laps	111	2:10.163	1:47.697	10	2:06.322	1 Lap
			10	2:04.326	2 Laps	188	2:05.540	3:31.543	35	2:16.043	2 Laps	2	2:06.919	1 Lap
			2	2:05.052	2 Laps	71	2:18.612	2 Laps						
			118	3:20.826	1 Lap				Lap 18			Lap 20		
			126	3:39.812	1 Lap				101	2:00.167		108	1:56.030	
			64	2:19.968	2 Laps				108	1:55.672	2.625	101	1:58.669	3.973
			111	2:05.913	1:27.795				188	2:06.112	1 Lap	111	2:08.744	1 Lap
			36	3:35.808	3 Laps				110	2:01.190	1 Lap	110	2:00.333	1 Lap
			110	2:01.601	1 Lap				64	2:16.360	3 Laps	188	2:05.864	1 Lap
									36	2:03.214	3 Laps	36	2:03.269	3 Laps
									71	2:17.522	3 Laps	35	2:16.249	3 Laps
									16	2:03.960	1 Lap	64	2:12.678	3 Laps
									102	2:03.863	1 Lap	16	2:04.308	1 Lap
									119	2:05.023	1:02.377	115	2:00.500	1:09.106
									115	2:01.554	1:02.976	119	2:01.610	1:11.013
									13	2:06.884	1 Lap	102	2:07.163	1 Lap
									72	2:07.173	1 Lap	13	2:04.302	1 Lap
									70	2:03.251	1 Lap	71	2:22.035	3 Laps
									7	2:02.557	1 Lap	72	2:04.365	1 Lap
									77	2:03.318	1 Lap	118	2:00.590	1:23.218
									118	2:00.958	1:17.296	7	2:03.384	1 Lap
									23	2:04.950	1 Lap	77	2:02.951	1 Lap
									17	2:04.457	1 Lap	70	2:05.730	1 Lap
									134	2:08.230	1 Lap	23	2:04.500	1 Lap
									15	2:04.844	1 Lap	17	2:02.981	1 Lap
									10	2:04.214	1 Lap	126	1:59.140	1:41.030
									2	2:04.586	1 Lap	117	2:02.583	1:45.157
									126	2:00.131	1:36.155	15	2:06.259	1 Lap
									117	2:01.416	1:36.750	10	2:05.928	1 Lap
									111	2:08.367	1:55.897	134	2:09.389	1 Lap
												2	2:05.666	1 Lap
									Lap 19			Lap 21		
									108	1:56.464		108	1:55.431	
									101	2:00.423	1.334	101	1:57.806	6.348
									110	2:00.923	1 Lap	110	2:02.053	1 Lap
									35	2:15.259	3 Laps			

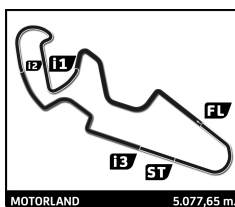


CARRERA 1 CER GT

Analysis by lap

Lapped

Nr	Lap Time	Gap	Nr	Lap Time	Gap	Nr	Lap Time	Gap	Nr	Lap Time	Gap	Nr	Lap Time	Gap
111	2:08.272	1 Lap	134	2:09.082	2 Laps	2	2:07.321	2 Laps						
188	2:05.375	1 Lap	110	2:04.936	1 Lap	134	2:07.275	2 Laps						
36	2:02.907	3 Laps	111	2:07.279	1 Lap	110	2:02.395	1 Lap						
35	2:15.813	3 Laps	188	2:04.457	1 Lap	111	2:06.391	1 Lap						
64	2:12.571	3 Laps	36	2:04.500	3 Laps	188	2:06.238	1 Lap						
16	2:03.979	1 Lap	115	2:01.785	1:19.715	36	2:05.298	3 Laps						
115	2:00.141	1:13.816	119	2:00.798	1:20.076	71	2:20.784	4 Laps						
119	1:59.627	1:15.209	16	2:08.011	1 Lap	115	2:00.762	1:26.688						
102	2:04.331	1 Lap	35	2:18.259	3 Laps	119	2:00.691	1:26.937						
13	2:04.235	1 Lap	64	2:14.426	3 Laps	16	2:05.762	1 Lap						
72	2:04.418	1 Lap	118	2:01.418	1:37.622	118	2:05.022	1:51.351						
118	2:02.241	1:30.028	102	2:06.326	1 Lap	102	2:09.155	1 Lap						
77	2:03.343	1 Lap	13	2:05.315	1 Lap	35	2:14.476	3 Laps						
7	2:07.134	1 Lap	72	2:04.961	1 Lap	64	2:14.815	3 Laps						
70	2:05.314	1 Lap	77	2:03.545	1 Lap	13	2:06.821	1 Lap						
17	2:03.686	1 Lap	70	2:04.348	1 Lap	72	2:07.202	1 Lap						
126	2:00.909	1:46.508	117	2:01.599	1:57.564	77	2:06.824	1 Lap						
71	2:25.658	3 Laps	126	2:05.371	1:57.711	70	2:04.571	1 Lap						
23	2:06.746	1 Lap												
117	2:00.154	1:49.880												
15	2:04.561	1 Lap												
	Lap 22													
108	1:57.885													
10	2:05.619	2 Laps												
134	2:09.604	2 Laps												
2	2:08.262	2 Laps												
101	1:59.895	8.358												
110	2:01.468	1 Lap												
111	2:08.948	1 Lap												
188	2:05.607	1 Lap												
36	2:03.599	3 Laps												
35	2:18.129	3 Laps												
16	2:06.272	1 Lap												
64	2:14.089	3 Laps												
115	2:00.299	1:16.230												
119	2:00.254	1:17.578												
102	2:05.136	1 Lap												
13	2:05.271	1 Lap												
118	2:02.361	1:34.504												
72	2:05.519	1 Lap												
77	2:03.410	1 Lap												
70	2:04.091	1 Lap												
126	2:02.017	1:50.640												
17	2:03.542	1 Lap												
117	2:02.270	1:54.265												
23	2:05.169	1 Lap												
7	2:19.759	1 Lap												
	Lap 23													
108	1:58.300													
15	2:06.692	2 Laps												
10	2:06.495	2 Laps												
101	2:01.416	11.474												
71	2:23.490	4 Laps												
2	2:08.050	2 Laps												
	Lap 24													
108	1:57.904													
17	2:05.519	2 Laps												
23	2:04.902	2 Laps												
7	2:04.806	2 Laps												
15	2:04.743	2 Laps												
101	1:59.391	12.961												
10	2:07.019	2 Laps												
2	2:07.193	2 Laps												
134	2:06.815	2 Laps												
110	2:03.426	1 Lap												
71	2:21.767	4 Laps												
111	2:05.657	1 Lap												
188	2:04.845	1 Lap												
36	2:05.580	3 Laps												
115	2:01.335	1:23.146												
119	2:01.294	1:23.466												
16	2:04.307	1 Lap												
35	2:13.450	3 Laps												
64	2:12.033	3 Laps												
118	2:03.831	1:43.549												
102	2:05.559	1 Lap												
72	2:07.139	1 Lap												
13	2:07.902	1 Lap												
77	2:04.609	1 Lap												
70	2:05.224	1 Lap												
	Lap 25													
108	1:57.220													
126	2:00.832	1 Lap												
117	2:01.856	1 Lap												
17	2:04.746	2 Laps												
23	2:04.382	2 Laps												
7	2:04.323	2 Laps												
101	1:59.883	15.624												
15	2:07.348	2 Laps												
10	2:06.836	2 Laps												

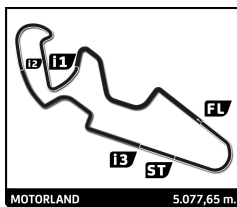


CARRERA 1 CER GT

Sector Analysis

■ Personal Best
 ■ Session Best
 ■ Crossing the finish line in the pit lane

Lap	D	Time	Sector 1	Sector 2	Sector 3	Sector 4	Elapsed	Lap	D	Time	Sector 1	Sector 2	Sector 3	Sector 4	Elapsed			
2	SMC Junior Motorsport Peugeot 308 TCR								3	1	2:05.107	35.974	34.732	32.623	21.778	7:31.878		
	1.Enrique Hernando (Jr.) 2.Gonzalo Martin								4	1	2:04.193	34.752	34.584	32.737	22.120	9:36.071		
	5	1	2:07.593	34.991	35.504	33.829	23.269		11:43.664									
	6	1	2:06.048	36.323	34.955	32.765	22.005		13:49.712									
	7	1	2:04.713	35.410	34.808	32.689	21.806		15:54.425									
	8	1	2:04.245	34.888	34.714	32.783	21.860		17:58.670									
	9	1	3:17.536	34.985	58.513	1:11.536	32.502		21:16.206									
	10	1	2:09.600 B	36.676	35.162	32.628	25.134		23:25.806									
	11	2	3:26.572	1:56.525	35.535	32.618	21.894		26:52.378									
	12	2	2:04.326	34.719	34.957	32.670	21.980		28:56.704									
	13	2	2:04.508	34.584	35.160	32.649	22.115		31:01.212									
	14	2	2:06.506	35.815	35.384	33.015	22.292		33:07.718									
	15	2	2:04.696	34.798	35.243	32.833	21.822		35:12.414									
	16	2	2:04.824	34.859	35.268	32.846	21.851		37:17.238									
	17	2	2:04.214	34.802	34.786	32.741	21.885		39:21.452									
	18	2	2:06.322	35.032	35.461	33.749	22.080		41:27.774									
	19	2	2:05.928	34.958	35.287	33.799	21.884		43:33.702									
	20	2	2:05.619	34.955	35.376	33.109	22.179		45:39.321									
	21	2	2:06.495	34.817	36.025	33.595	22.058		47:45.816									
	22	2	2:07.019	35.544	35.680	33.313	22.482		49:52.835									
	23	2	2:06.836	35.497	35.798	33.235	22.306		51:59.671									
	7	Monlau Competición CUPRA TCR								1	1	3:14.768	1:43.872	35.334	33.563	21.999	3:14.768	
		1.Gianluigi Vicinanza (JF) 2.Alex Cosin								2	1	2:02.733	34.653	34.343	32.326	21.411	5:17.501	
3		1	2:02.595	34.276	34.342	32.326	21.651	7:20.096										
4		1	2:02.553	34.218	34.455	32.261	21.619	9:22.649										
5		1	2:03.114	34.405	34.585	32.424	21.700	11:25.763										
6		1	2:03.427	34.413	34.935	32.420	21.659	13:29.190										
7		1	2:04.402	34.165	35.300	33.257	21.680	15:33.592										
8		1	2:04.293	35.209	34.796	32.529	21.759	17:37.885										
9		1	3:17.362	34.265	35.002	1:02.494	1:05.601	20:55.247										
10		1	2:05.260	36.399	34.583	32.517	21.761	23:00.507										
11		1	2:07.413 B	34.441	34.755	32.760	25.457	25:07.920										
12		1	3:21.599	1:51.969	35.027	32.673	21.930	28:29.519										
13		1	2:04.822	35.614	34.845	32.584	21.779	30:34.341										
14		1	2:03.363	34.405	34.719	32.348	21.891	32:37.704										
15		1	2:03.004	34.211	34.627	32.310	21.856	34:40.708										
16		1	2:05.614	35.993	34.882	32.934	21.805	36:46.322										
17		1	2:06.884	36.623	35.153	33.155	21.953	38:53.206										
18		1	2:04.709	34.625	34.951	33.304	21.829	40:57.915										
19		1	2:04.302	34.300	35.027	32.850	22.125	43:02.217										
20		1	2:04.235	34.383	35.008	32.783	22.061	45:06.452										
21		1	2:05.271	34.747	35.377	33.103	22.044	47:11.723										
22		1	2:05.315	34.709	35.273	33.192	22.141	49:17.038										
23		1	2:07.902	35.067	35.529	34.935	22.371	51:24.940										
24	1	2:06.821	34.985	35.563	33.648	22.625	53:31.761											
10	Pcr Sport CUPRA TCR DSG								1	1	3:19.996	1:46.663	37.161	33.933	22.239	3:19.996		
	1.Vicente Dasi 2.Josep Parera (JF)								2	1	2:05.137	35.437	35.252	32.806	21.642	5:25.133		
	3	1	2:05.303	35.785	35.125	32.637	21.756		7:30.436									
	4	1	2:04.990	35.188	34.834	32.991	21.977		9:35.426									
	5	1	2:06.268	35.018	35.471	33.999	21.780		11:41.694									
	6	1	2:05.148	34.943	35.367	32.754	22.084		13:46.842									



CARRERA 1 CER GT

Sector Analysis

■ Personal Best
 ■ Session Best
 ■ B Crossing the finish line in the pit lane

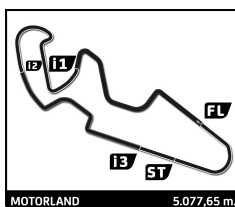
Lap	D	Time	Sector 1	Sector 2	Sector 3	Sector 4	Elapsed	Lap	D	Time	Sector 1	Sector 2	Sector 3	Sector 4	Elapsed	
7	1	2:04.451	35.179	35.034	32.591	21.647	15:51.293	11	2	3:20.874	1:51.890	34.843	32.258	21.883	26:51.161	
8	1	2:05.625	34.776	34.800	32.391	23.658	17:56.918	12	2	2:03.554	34.801	34.666	32.273	21.814	28:54.715	
9	1	3:17.681	35.958	51.861	1:15.353	34.509	21:14.599	13	2	2:02.825	34.291	34.614	32.241	21.679	30:57.540	
10	1	2:05.665	35.541	35.439	32.703	21.982	23:20.264	14	2	2:05.623	35.103	35.558	32.540	22.422	33:03.163	
11	1	2:04.384	34.827	34.974	32.481	22.102	25:24.648	15	2	2:04.114	34.967	34.791	32.318	22.038	35:07.277	
12	1	2:08.768	B	35.033	34.971	32.552	26.212	27:33.416	16	2	2:03.707	34.706	34.728	32.412	21.861	37:10.984
13	1	3:23.691	1:53.100	35.635	32.786	22.170	30:57.107	17	2	2:04.457	34.810	35.054	32.593	22.000	39:15.441	
14	1	2:07.502	35.923	36.145	33.345	22.089	33:04.609	18	2	2:03.234	34.460	34.716	32.305	21.753	41:18.675	
15	1	2:04.534	34.848	35.392	32.661	21.633	35:09.143	19	2	2:02.981	34.370	34.597	32.293	21.721	43:21.656	
16	1	2:03.888	34.703	34.987	32.507	21.691	37:13.031	20	2	2:03.686	34.792	34.730	32.438	21.726	45:25.342	
17	1	2:04.844	34.698	35.053	32.738	22.355	39:17.875	21	2	2:03.542	34.681	34.509	32.418	21.934	47:28.884	
18	1	2:05.940	35.686	35.518	32.841	21.895	41:23.815	22	2	2:05.519	35.749	34.850	32.845	22.075	49:34.403	
19	1	2:06.259	34.786	35.720	33.518	22.235	43:30.074	23	2	2:04.746	35.099	34.979	32.707	21.961	51:39.149	
20	1	2:04.561	34.867	35.011	32.587	22.096	45:34.635									
21	1	2:06.692	35.243	36.282	33.180	21.987	47:41.327									
22	1	2:04.743	35.060	35.217	32.637	21.829	49:46.070									
23	1	2:07.348	35.708	35.695	33.455	22.490	51:53.418									

16		Tecniracs Racing Team		CUPRA TCR DSG			
		1.Mikel Azcona (Jr.)		TCR			
		2.Evgeni Leonov					
1	1	3:08.190	1:41.166	34.074	31.618	21.332	3:08.190
2	1	1:59.558	33.244	33.525	31.382	21.407	5:07.748
3	1	1:59.305	33.190	33.512	31.347	21.256	7:07.053
4	1	1:59.657	33.090	33.403	31.897	21.267	9:06.710
5	1	1:59.519	33.263	33.543	31.447	21.266	11:06.229
6	1	2:01.734	33.356	33.841	33.165	21.372	13:07.963
7	1	2:01.361	33.452	34.355	32.196	21.358	15:09.324
8	1	2:02.361	33.667	34.485	32.615	21.594	17:11.685
9	1	2:58.618	33.414	33.806	46.028	1:05.370	20:10.303
10	1	2:32.627	1:03.985	34.317	32.686	21.639	22:42.930
11	1	2:00.878	33.917	33.860	31.752	21.349	24:43.808
12	1	2:03.528	B	33.941	33.702	31.581	26:47.336
13	2	3:29.150	1:58.191	36.171	32.698	22.090	30:16.486
14	2	2:03.356	34.467	34.506	32.422	21.961	32:19.842
15	2	2:02.979	34.463	34.586	32.060	21.870	34:22.821
16	2	2:04.018	34.686	34.811	32.412	22.109	36:26.839
17	2	2:03.960	34.544	34.602	32.781	22.033	38:30.799
18	2	2:04.520	34.796	34.723	32.930	22.071	40:35.319
19	2	2:04.308	34.959	34.719	32.673	21.957	42:39.627
20	2	2:03.979	35.069	34.620	32.457	21.833	44:43.606
21	2	2:06.272	34.820	34.566	33.169	23.717	46:49.878
22	2	2:08.011	35.003	35.605	35.410	21.993	48:57.889
23	2	2:04.307	34.636	34.717	32.806	22.148	51:02.196
24	2	2:05.762	35.552	34.805	32.871	22.534	53:07.958

17		RC2 Junior Team		CUPRA TCR			
		1.Raul Martínez		TCR			
		2.Ruben Martinez					
1	1	3:19.218	1:45.888	37.073	33.785	22.472	3:19.218
2	1	2:05.128	35.370	34.828	33.022	21.908	5:24.346
3	1	2:05.645	35.736	34.875	33.124	21.910	7:29.991
4	1	2:05.050	35.088	34.865	33.142	21.955	9:35.041
5	1	2:06.027	35.134	35.089	33.671	22.133	11:41.068
6	1	2:05.772	35.319	34.823	33.204	22.426	13:46.840
7	1	2:05.819	35.946	35.135	32.919	21.819	15:52.659
8	1	2:05.126	35.372	34.835	32.782	22.137	17:57.785
9	1	3:22.324	35.682	56.226	1:12.757	37.659	21:20.109
10	1	2:10.178	B	35.072	35.001	33.414	23:30.287

23		RC2 Junior Team		CUPRA TCR DSG				
		1.Didac Ros (Jr.)		TCR				
		2.Rubén Fernandez						
1	1	3:17.942	1:46.028	36.192	33.501	22.221	3:17.942	
2	1	2:03.706	34.839	34.647	32.511	21.709	5:21.648	
3	1	2:03.481	34.496	34.685	32.523	21.777	7:25.129	
4	1	2:03.493	34.371	34.215	33.069	21.838	9:28.622	
5	1	2:02.872	34.202	34.406	32.527	21.737	11:31.494	
6	1	2:02.002	33.905	34.164	32.052	21.881	13:33.496	
7	1	2:03.163	35.136	34.239	32.110	21.678	15:36.659	
8	1	2:02.684	34.197	34.255	32.315	21.917	17:39.343	
9	1	3:23.539	34.305	34.813	1:13.381	1:01.040	21:02.882	
10	1	2:05.217	36.229	34.842	32.363	21.783	23:08.099	
11	1	2:02.973	34.265	34.524	32.416	21.768	25:11.072	
12	1	2:08.014	B	34.205	34.556	33.087	26.166	27:19.086
13	2	3:30.760	2:00.157	35.181	33.120	22.302	30:49.846	
14	2	2:04.502	34.798	35.589	32.368	21.747	32:54.348	
15	2	2:05.489	34.963	35.038	33.036	22.452	34:59.837	
16	2	2:06.882	36.065	35.578	32.895	22.344	37:06.719	
17	2	2:04.950	35.023	35.002	32.834	22.091	39:11.669	
18	2	2:05.228	35.031	34.989	33.091	22.117	41:16.897	
19	2	2:04.500	34.580	35.216	32.677	22.027	43:21.397	
20	2	2:06.746	35.792	36.137	32.607	22.210	45:28.143	
21	2	2:05.169	34.747	35.507	32.999	21.916	47:33.312	
22	2	2:04.902	34.866	35.277	32.695	22.064	49:38.214	
23	2	2:04.382	34.444	35.167	32.790	21.981	51:42.596	

35		RC2 Junior Team		Seat Leon Supercopa MK2				
		1.Eduardo Lázaro (JF)		D2				
1	1	3:30.783	1:50.611	39.513	35.983	24.676	3:30.783	
2	1	2:15.570	38.024	38.001	35.360	24.185	5:46.353	
3	1	2:14.410	38.367	37.616	34.289	24.138	8:00.763	
4	1	2:13.575	37.790	36.941	34.364	24.480	10:14.338	
5	1	2:15.019	38.175	37.990	34.240	24.614	12:29.357	
6	1	2:13.766	37.733	37.472	34.240	24.321	14:43.123	
7	1	2:13.414	37.105	36.613	35.284	24.412	16:56.537	
8	1	3:00.090	36.878	36.800	41.609	1:04.803	19:56.627	
9	1	2:47.607	1:12.497	37.391	34.085	23.634	22:44.234	
10	1	2:12.143	36.949	36.866	34.199	24.129	24:56.377	
11	1	2:20.888	B	37.657	37.398	34.754	31.079	27:17.265
12	1	3:36.391	1:58.748	38.167	35.227	24.249	30:53.656	
13	1	2:15.359	37.415	38.896	34.891	24.157	33:09.015	
14	1	2:14.332	37.887	37.701	34.618	24.126	35:23.347	
15	1	2:16.043	38.089	38.265	35.443	24.246	37:39.390	

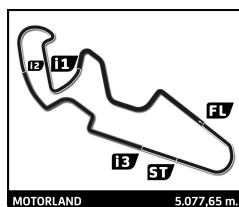


CARRERA 1 CER GT

Sector Analysis

■ Personal Best
 ■ Session Best
 ■ Crossing the finish line in the pit lane

Lap	D	Time	Sector 1	Sector 2	Sector 3	Sector 4	Elapsed	Lap	D	Time	Sector 1	Sector 2	Sector 3	Sector 4	Elapsed
36 Pcr Sport 1. Guillermo Aso								CUPRA TCR DSG TCR							
16	1	2:15.259	37.302	37.645	36.013	24.299	39:54.649								
17	1	2:16.249	37.882	38.492	34.991	24.884	42:10.898								
18	1	2:15.813	37.938	38.065	35.052	24.758	44:26.711								
19	1	2:18.129	38.432	38.097	35.528	26.072	46:44.840								
20	1	2:18.259	39.160	39.259	35.124	24.716	49:03.099								
21	1	2:13.450	37.275	37.354	34.965	23.856	51:16.549								
22	1	2:14.476	37.890	36.922	35.666	23.998	53:31.025								
1	1	3:12.709	1:42.944	34.774	33.166	21.825	3:12.709								
2	1	2:02.300	34.129	34.369	32.081	21.721	5:15.009								
3	1	3:38.996 B	48.668	58.441	1:07.283	44.604	8:54.005								
4	1	3:34.861	2:01.761	37.003	33.334	22.763	12:28.866								
5	1	2:04.347	35.212	34.743	32.295	22.097	14:33.213								
6	1	2:02.954	34.391	34.597	32.026	21.940	16:36.167								
7	1	2:02.652	34.076	34.531	32.088	21.957	18:38.819								
8	1	3:21.247	1:23.870	1:00.816	34.317	22.244	22:00.066								
9	1	2:03.144	34.233	34.677	32.119	22.115	24:03.210								
10	1	2:06.214 B	34.188	34.452	32.127	25.447	26:09.424								
11	1	3:35.808	2:06.879	35.013	32.029	21.887	29:45.232								
12	1	2:06.612	36.221	36.127	32.289	21.975	31:51.844								
13	1	2:03.847	34.452	34.637	32.899	21.859	33:55.691								
14	1	2:04.187	34.628	34.768	32.834	21.957	35:59.878								
15	1	2:03.214	34.083	34.499	32.641	21.991	38:03.092								
16	1	2:03.758	34.372	34.897	32.415	22.074	40:06.850								
17	1	2:03.269	34.177	34.734	32.250	22.108	42:10.119								
18	1	2:02.907	34.037	34.470	32.516	21.884	44:13.026								
19	1	2:03.599	34.101	34.578	32.259	22.661	46:16.625								
20	1	2:04.500	34.557	35.034	32.701	22.208	48:21.125								
21	1	2:05.580	35.262	35.053	32.845	22.420	50:26.705								
22	1	2:05.298	34.993	34.967	33.066	22.272	52:32.003								
70 Motor Club Sabadell 1. Arturo Espuny								CUPRA TCR DSG TCR							
1	1	3:17.462	1:45.394	36.249	33.773	22.046	3:17.462								
2	1	2:04.725	34.909	34.885	33.307	21.624	5:22.187								
3	1	2:03.060	34.472	34.558	32.462	21.568	7:25.247								
4	1	2:04.571	34.851	34.670	33.221	21.829	9:29.818								
5	1	2:04.509	35.363	35.013	32.458	21.675	11:34.327								
6	1	2:04.409	34.771	35.409	32.384	21.845	13:38.736								
7	1	2:03.211	34.566	34.479	32.565	21.601	15:41.947								
8	1	2:03.708	34.961	34.677	32.285	21.785	17:45.655								
9	1	3:23.921	34.511	46.137	1:15.465	47.808	21:09.576								
10	1	2:04.054	34.962	34.812	32.469	21.811	23:13.630								
11	1	2:03.252	34.734	34.602	32.272	21.644	25:16.882								
12	1	2:07.332 B	34.373	34.617	32.300	26.042	27:24.214								
13	1	3:21.344	1:51.454	35.418	32.704	21.768	30:45.558								
14	1	2:03.464	34.535	34.681	32.495	21.753	32:49.022								
15	1	2:04.666	35.267	34.934	32.711	21.754	34:53.688								
16	1	2:03.478	34.525	34.758	32.494	21.701	36:57.166								
17	1	2:03.251	34.169	34.521	32.791	21.770	39:00.417								
18	1	2:04.478	34.353	35.649	32.677	21.799	41:04.895								
19	1	2:05.730	34.730	35.624	33.067	22.309	43:10.625								
20	1	2:05.314	34.739	36.078	32.644	21.853	45:15.939								
21	1	2:04.091	34.608	35.066	32.594	21.823	47:20.030								
22	1	2:04.348	34.544	35.119	32.892	21.793	49:24.378								
23	1	2:05.224	34.860	35.054	33.211	22.099	51:29.602								
24	1	2:04.571	34.877	34.961	32.802	21.931	53:34.173								
71 Club Jarama Sport 1. Busian Fontan 2. Victor Pico (JF)								Peugeot 308 Racing Cup. D2							
1	1	3:24.862	1:48.608	37.819	34.596	23.839	3:24.862								
2	1	2:10.938	36.644	36.994	34.057	23.243	5:35.800								
3	1	2:10.437	36.539	36.592	34.142	23.164	7:46.237								
4	1	2:10.690	37.107	36.810	33.799	22.974	9:56.927								
5	1	2:08.489	35.901	36.243	33.705	22.640	12:05.416								
6	1	2:08.670	36.234	35.865	33.854	22.717	14:14.086								
7	1	2:07.680	36.866	35.294	33.122	22.398	16:21.766								
8	1	2:09.022	37.535	36.045	33.185	22.257	18:30.788								
9	1	3:29.761	1:18.950	1:12.893	35.628	22.290	22:00.549								
10	1	2:07.053	35.528	36.070	32.943	22.512	24:07.602								
11	1	2:12.386 B	35.736	35.056	33.671	27.923	26:19.988								
12	2	5:03.433	3:11.522	49.507	38.098	24.306	31:23.421								
13	2	2:18.612	39.697	38.195	35.297	25.423	33:42.033								
14	2	2:23.908	39.469	41.071	38.463	24.905	36:05.941								
15	2	2:17.522	39.207	38.176	35.600	24.539	38:23.463								
16	2	2:16.730	38.638	38.182	35.548	24.362	40:40.193								
17	2	2:22.035	40.273	38.459	38.874	24.429	43:02.228								
18	2	2:25.658	41.184	40.825	37.834	25.815	45:27.886								
19	2	2:23.490	41.443	40.750	36.814	24.483	47:51.376								
20	2	2:21.767	40.934	39.020	36.970	24.843	50:13.143								
21	2	2:20.784	39.639	38.424	38.664	24.057	52:33.927								
72 Pcr Sport 1. Antonio Aristi 2. Harriet Arruabarrena								CUPRA TCR DSG TCR							
1	1	3:12.127	1:42.389	35.114	32.886	21.738	3:12.127								
2	1	2:02.659	34.260	34.343	32.282	21.774	5:14.786								
3	1	2:03.397	34.717	34.255	32.669	21.756	7:18.183								
64 Pierre Arrauou 1. Pierre Arrauou (JF)								Peugeot 308 Racing Cup. D2							
1	1	3:29.604	1:49.645	38.818	36.464	24.677	3:29.604								
2	1	2:16.245	38.639	37.910	35.655	24.041	5:45.849								
3	1	2:16.898	39.088	38.491	35.480	23.839	8:02.747								
4	1	2:13.994	37.823	36.682	36.001	23.488	10:16.741								
5	1	2:16.191	40.160	37.155	35.332	23.544	12:32.932								
6	1	2:13.157	37.237	37.634	34.644	23.642	14:46.089								
7	1	2:12.044	37.074	36.956	34.475	23.539	16:58.133								
8	1	3:01.688	36.968	36.731	42.490	1:05.499	19:59.821								
9	1	2:48.169	1:11.244	38.187	35.414	23.324	22:47.990								
10	1	2:13.807	37.308	37.016	35.166	24.317	25:01.797								
11	1	2:16.038	38.364	37.779	35.795	24.100	27:17.835								
12	1	2:19.968 B	38.012	37.435	35.306	29.215	29:37.803								
13	1	3:48.837	2:12.235	37.335	35.659	23.608	33:26.640								
14	1	2:15.030	37.855	37.562	35.254	24.359	35:41.670								
15	1	2:16.360	37.569	38.297	36.462	24.032	37:58.030								
16	1	2:13.009	37.417	37.197	34.970	23.425	40:11.039								
17	1	2:12.678	37.287	36.938	34.842	2									



CARRERA 1 CER GT

Sector Analysis

■ Personal Best
 ■ Session Best
 ■ B Crossing the finish line in the pit lane

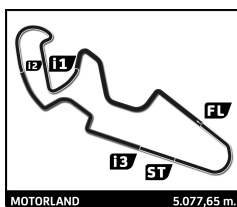
Lap	D	Time	Sector 1	Sector 2	Sector 3	Sector 4	Elapsed	Lap	D	Time	Sector 1	Sector 2	Sector 3	Sector 4	Elapsed
4	1	2:01.904	34.021	33.922	32.246	21.715	9:20.087	7	1	1:55.001	32.235	32.389	30.081	20.296	13:32.401
5	1	2:02.436	34.112	34.168	32.411	21.745	11:22.523	8	1	1:55.413	31.949	32.805	30.194	20.465	15:27.814
6	1	2:02.107	33.763	34.147	32.243	21.954	13:24.630	9	1	1:53.759	31.638	31.840	29.975	20.306	17:21.573
7	1	2:03.181	34.407	34.227	32.565	21.982	15:27.811	10	1	2:58.244	31.464	31.977	46.920	1:07.883	20:19.817
8	1	2:03.451	34.466	34.591	32.555	21.839	17:31.262	11	1	2:17.088	53.408	32.929	30.355	20.396	22:36.905
9	1	3:07.442	34.244	34.421	50.802	1:07.975	20:38.704	12	1	1:54.408	31.935	32.133	30.113	20.227	24:31.313
10	1	2:14.114	44.631	34.606	32.808	22.069	22:52.818	13	1	1:54.713	31.781	32.139	30.329	20.464	26:26.026
11	1	2:03.926	34.718	34.730	32.680	21.798	24:56.744	14	1	1:58.970	32.308	32.766	30.292	23.604	28:24.996
12	1	2:08.466	34.730	34.371	33.020	26.345	27:05.210	15	2	3:23.483	1:55.769	34.140	32.171	21.403	31:48.479
13	2	3:30.249	2:00.522	35.381	32.462	21.884	30:35.459	16	2	2:00.841	34.365	33.672	31.870	20.934	33:49.320
14	2	2:03.559	34.788	34.646	32.384	21.741	32:39.018	17	2	1:59.370	33.370	33.858	31.287	20.855	35:48.690
15	2	2:03.060	34.455	34.593	32.225	21.787	34:42.078	18	2	2:00.167	33.398	34.143	31.724	20.902	37:48.857
16	2	2:05.269	35.206	35.757	32.502	21.804	36:47.347	19	2	2:00.423	33.362	33.410	32.849	20.802	39:49.280
17	2	2:07.173	35.989	35.765	33.427	21.992	38:54.520	20	2	1:58.669	32.933	33.928	30.966	20.842	41:47.949
18	2	2:03.848	34.950	34.701	32.245	21.952	40:58.368	21	2	1:57.806	33.238	33.334	30.666	20.568	43:45.755
19	2	2:04.365	34.601	34.793	32.934	22.037	43:02.733	22	2	1:59.895	32.987	32.865	30.743	23.300	45:45.650
20	2	2:04.418	34.981	35.031	32.472	21.934	45:07.151	23	2	2:01.416	35.664	33.752	31.389	20.611	47:47.066
21	2	2:05.519	34.536	35.295	33.079	22.609	47:12.670	24	2	1:59.391	34.401	33.293	31.044	20.653	49:46.457
22	2	2:04.961	35.162	34.981	32.770	22.048	49:17.631	25	2	1:59.883	33.464	33.407	31.658	21.354	51:46.340
23	2	2:07.139	34.985	35.306	34.467	22.381	51:24.770								
24	2	2:07.202	35.793	35.192	33.840	22.377	53:31.972								

77		Baporo Motorsport		CUPRA TCR			
		1.Roberto Ferri (JF)		TCR			
		2.Alberto Vescovi (JF)					
1	1	3:16.501	1:44.656	36.246	33.540	22.059	3:16.501
2	1	2:04.287	35.376	34.816	32.333	21.762	5:20.788
3	1	2:03.711	35.142	34.632	32.170	21.767	7:24.499
4	1	2:04.985	34.659	34.452	34.008	21.866	9:29.484
5	1	2:04.466	35.289	34.969	32.246	21.962	11:33.950
6	1	2:04.316	34.656	35.059	32.614	21.987	13:38.266
7	1	2:02.948	34.683	34.438	32.200	21.627	15:41.214
8	1	2:02.894	34.537	34.516	32.081	21.760	17:44.108
9	1	3:19.329	34.763	34.557	1:14.954	55.055	21:03.437
10	1	2:05.281	36.154	34.992	32.466	21.669	23:08.718
11	1	2:03.624	34.920	34.570	32.369	21.765	25:12.342
12	1	2:07.701	34.403	34.439	32.480	26.379	27:20.043
13	2	3:26.162	1:55.487	35.406	33.468	21.801	30:46.205
14	2	2:05.624	36.138	35.119	32.588	21.779	32:51.829
15	2	2:04.554	34.644	34.763	32.727	22.420	34:56.383
16	2	2:03.757	35.061	34.609	32.409	21.678	37:00.140
17	2	2:03.318	34.594	34.567	32.344	21.813	39:03.458
18	2	2:03.867	34.615	34.686	32.135	22.431	41:07.325
19	2	2:02.951	34.422	34.413	32.440	21.676	43:10.276
20	2	2:03.343	34.431	34.754	32.375	21.783	45:13.619
21	2	2:03.410	34.330	34.693	32.571	21.816	47:17.029
22	2	2:03.545	34.693	34.623	32.483	21.746	49:20.574
23	2	2:04.609	34.904	34.630	32.666	22.409	51:25.183
24	2	2:06.824	35.933	35.020	33.586	22.285	53:32.007

101		Philippe Gruau		Vortex V8			
		1.Arnaud Gomez		C1			
		2.Philippe Gruau (JF)					
1	1	2:01.772	36.657	33.142	31.351	20.622	2:01.772
2	1	1:55.290	32.458	32.256	30.211	20.365	3:57.062
3	1	1:53.965	31.693	32.068	29.976	20.228	5:51.027
4	1	1:55.570	32.734	32.390	30.127	20.319	7:46.597
5	1	1:54.442	31.825	31.894	30.241	20.482	9:41.039
6	1	1:56.361	32.209	32.650	30.961	20.541	11:37.400

102		Willi Motorsport		Audi R8 GT4			
		1.David Serban (Jr.)		C3			
1	1	2:17.657	44.107	36.878	34.159	22.513	2:17.657
2	1	2:06.226	35.592	35.523	33.108	22.003	4:23.883
3	1	2:06.549	35.527	35.795	33.068	22.159	6:30.432
4	1	2:07.222	36.835	35.705	32.561	22.121	8:37.654
5	1	2:05.616	34.681	36.068	32.926	21.941	10:43.270
6	1	2:05.013	35.052	35.045	32.793	22.123	12:48.283
7	1	2:03.761	34.824	34.952	31.877	22.108	14:52.044
8	1	2:04.552	34.738	34.978	32.602	22.234	16:56.596
9	1	2:16.072	34.729	34.786	32.137	34.420	19:12.668
10	1	3:11.581	1:25.715	44.971	33.585	27.310	22:24.249
11	1	3:50.833	2:19.774	35.962	32.513	22.584	26:15.082
12	1	2:11.763	38.893	37.205	33.482	22.183	28:26.845
13	1	2:04.998	35.431	35.030	32.652	21.885	30:31.843
14	1	2:03.353	34.470	34.550	32.479	21.854	32:35.196
15	1	2:03.642	34.634	34.918	32.291	21.799	34:38.838
16	1	2:03.786	34.570	34.614	32.846	21.756	36:42.624
17	1	2:03.863	34.623	34.697	32.684	21.859	38:46.487
18	1	2:05.958	35.178	34.928	33.097	22.755	40:52.445
19	1	2:07.163	36.956	35.515	32.598	22.094	42:59.608
20	1	2:04.331	35.153	35.296	32.078	21.804	45:03.939
21	1	2:05.136	35.197	35.407	32.718	21.814	47:09.075
22	1	2:06.326	35.593	36.247	32.647	21.839	49:15.401
23	1	2:05.559	34.986	35.328	32.946	22.299	51:20.960
24	1	2:09.155	35.902	35.696	34.893	22.664	53:30.115

108		E2P Esc. Española Pilotos		Mosler MT900			
		1.Kosta Kanaroglou		C1			
1	1	2:02.854	37.607	33.129	31.803	20.315	2:02.854
2	1	1:55.366	32.113	32.438	30.522	20.293	3:58.220
3	1	1:55.283	32.100	32.425	30.682	20.076	5:53.503
4	1	1:54.987	31.681	32.569	30.454	20.283	7:48.490
5	1	1:54.542	32.380	31.757	30.451	19.954	9:43.032
6	1	1:55.699	31.500	32.000	32.067	20.132	11:38.731
7	1	1:55.955	31.779	33.135	31.114	19.927	13:34.686
8	1	1:55.526	32.364	31.799	31.026	20.337	15:30.212



CARRERA 1 CER GT

Sector Analysis

■ Personal Best
 ■ Session Best
 ■ Crossing the finish line in the pit lane

Lap	D	Time	Sector 1	Sector 2	Sector 3	Sector 4	Elapsed	Lap	D	Time	Sector 1	Sector 2	Sector 3	Sector 4	Elapsed
9	1	1:54.957	32.095	32.329	30.483	20.050	17:25.169	11	1	2:00.521	33.630	33.878	31.567	21.446	23:31.334
10	1	3:02.513	31.541	31.861	52.222	1:06.889	20:27.682	12	1	2:00.443	33.465	33.623	31.753	21.602	25:31.777
11	1	2:12.910	48.242	32.796	31.675	20.197	22:40.592	13	1	2:01.287	33.901	33.781	31.736	21.869	27:33.064
12	1	1:54.672	32.147	32.167	30.267	20.091	24:35.264	14	1	2:05.913	B	33.943	33.994	32.245	29:38.977
13	1	2:00.626	32.009	32.281	30.509	25.827	26:35.890	15	2	3:38.550	2:05.913	36.239	33.620	22.778	33:17.527
14	1	3:34.850	2:11.469	32.488	30.652	20.241	30:10.740	16	2	2:08.697	35.706	36.253	33.995	22.743	35:26.224
15	1	1:55.543	32.582	32.411	30.409	20.141	32:06.283	17	2	2:10.163	36.044	37.013	33.972	23.134	37:36.387
16	1	1:54.420	31.771	32.149	30.318	20.182	34:00.703	18	2	2:08.367	35.678	36.159	33.511	23.019	39:44.754
17	1	1:55.107	31.608	32.730	30.726	20.043	35:55.810	19	2	2:08.744	35.739	36.831	33.400	22.774	41:53.498
18	1	1:55.672	32.035	32.000	30.809	20.828	37:51.482	20	2	2:08.272	36.064	36.080	33.471	22.657	44:01.770
19	1	1:56.464	31.982	32.336	31.946	20.200	39:47.946	21	2	2:08.948	35.613	36.448	33.723	23.164	46:10.718
20	1	1:56.030	32.666	32.694	30.417	20.253	41:43.976	22	2	2:07.279	35.707	35.837	33.250	22.485	48:17.997
21	1	1:55.431	31.949	32.253	30.863	20.366	43:39.407	23	2	2:05.657	34.973	35.406	32.876	22.402	50:23.654
22	1	1:57.885	32.161	33.033	32.161	20.530	45:37.292	24	2	2:06.391	35.306	35.183	33.180	22.722	52:30.045
23	1	1:58.300	32.678	34.171	30.974	20.477	47:35.592								
24	1	1:57.904	33.412	33.061	30.471	20.960	49:33.496								
25	1	1:57.220	32.572	33.048	30.743	20.857	51:30.716								

110 2TYMRACING
 1. José Martínez
 2. Miguel Fernandez
 KTM X-Bow GT4 C3

1	1	2:14.669	42.884	36.240	33.309	22.236	2:14.669
2	1	2:04.301	34.697	34.791	32.812	22.001	4:18.970
3	1	2:03.718	34.881	34.561	32.404	21.872	6:22.688
4	1	2:04.159	34.678	34.546	33.210	21.725	8:26.847
5	1	2:02.376	34.281	34.302	32.185	21.608	10:29.223
6	1	2:05.401	34.364	34.831	32.901	23.305	12:34.624
7	1	2:06.607	35.904	36.002	32.884	21.817	14:41.231
8	1	2:04.691	34.863	35.165	32.791	21.872	16:45.922
9	1	2:21.432	34.306	35.292	32.670	39.164	19:07.354
10	1	3:05.215	1:21.880	48.155	33.137	22.043	22:12.569
11	1	2:10.121	B	35.085	35.102	32.659	24:22.690
12	2	3:23.131	1:54.090	34.657	32.558	21.826	27:45.821
13	2	2:01.601	33.952	34.423	31.731	21.495	29:47.422
14	2	2:01.717	34.198	34.321	31.632	21.566	31:49.139
15	2	2:01.521	34.064	34.048	31.907	21.502	33:50.660
16	2	2:00.752	33.514	34.080	31.635	21.523	35:51.412
17	2	2:01.190	33.229	33.841	32.168	21.952	37:52.602
18	2	2:00.923	33.629	33.822	31.694	21.778	39:53.525
19	2	2:00.333	33.543	33.693	31.343	21.754	41:53.858
20	2	2:02.053	34.046	33.888	32.415	21.704	43:55.911
21	2	2:01.468	33.471	33.914	31.889	22.194	45:57.379
22	2	2:04.936	34.573	34.525	32.630	23.208	48:02.315
23	2	2:03.426	34.779	34.288	32.580	21.779	50:05.741
24	2	2:02.395	34.289	34.121	32.177	21.808	52:08.136

111 Escuderia Lagun Artea
 1. Daniel Carretero
 2. Pablo Yeregui
 Ginetta G55 GT4 C3

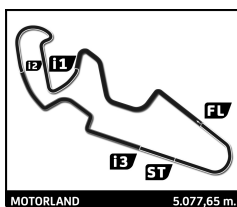
1	1	2:05.936	38.963	33.824	31.657	21.492	2:05.936
2	1	2:00.101	33.493	33.649	31.459	21.500	4:06.037
3	1	2:00.121	33.471	33.660	31.589	21.401	6:06.158
4	1	1:59.930	33.157	33.636	31.647	21.490	8:06.088
5	1	2:00.608	33.822	33.704	31.540	21.542	10:06.696
6	1	2:00.196	33.358	33.670	31.696	21.472	12:06.892
7	1	2:00.408	33.746	33.640	31.546	21.476	14:07.300
8	1	2:00.780	33.563	33.869	31.645	21.703	16:08.080
9	1	2:00.951	33.620	34.116	31.629	21.586	18:09.031
10	1	3:21.782	38.476	1:22.411	59.244	21.651	21:30.813

115 Pcr Sport
 1. Josep Mayola (JF)
 Ferrari 458 C1

1	1	2:06.644	40.023	34.393	31.710	20.518	2:06.644	
2	1	1:58.440	33.397	33.702	31.140	20.201	4:05.084	
3	1	1:58.546	33.069	33.769	31.202	20.506	6:03.630	
4	1	1:59.331	33.980	33.823	31.233	20.295	8:02.961	
5	1	1:59.001	33.691	33.465	31.316	20.529	10:01.962	
6	1	2:00.470	33.265	34.161	32.715	20.329	12:02.432	
7	1	1:58.605	33.291	34.065	30.909	20.340	14:01.037	
8	1	1:57.856	33.103	33.335	31.266	20.152	15:58.893	
9	1	1:58.929	33.001	34.147	31.384	20.397	17:57.822	
10	1	3:15.319	34.011	46.720	1:11.976	42.612	21:13.141	
11	1	2:08.376	B	36.161	34.207	31.842	26.166	23:21.517
12	1	3:19.919	1:53.537	33.992	31.735	20.655	26:41.436	
13	1	2:02.210	34.138	34.159	33.136	20.777	28:43.646	
14	1	2:03.218	34.958	35.559	32.101	20.600	30:46.864	
15	1	2:01.324	34.597	34.601	31.657	20.469	32:48.188	
16	1	2:01.602	34.458	34.578	31.811	20.755	34:49.790	
17	1	2:00.489	33.610	34.534	31.708	20.637	36:50.279	
18	1	2:01.554	33.839	34.614	32.522	20.579	38:51.833	
19	1	2:00.749	33.836	33.961	31.886	21.066	40:52.582	
20	1	2:00.500	34.289	33.954	31.453	20.804	42:53.082	
21	1	2:00.141	33.626	34.419	31.533	20.563	44:53.223	
22	1	2:00.299	34.046	34.025	31.622	20.606	46:53.522	
23	1	2:01.785	34.038	34.557	32.365	20.825	48:55.307	
24	1	2:01.335	34.317	34.554	31.813	20.651	50:56.642	
25	1	2:00.762	34.399	34.160	31.736	20.467	52:57.404	

117 Deyscom Sport
 1. Oscar Olivas
 Porsche 997 GT3 Cup C2

1	1	2:11.170	41.576	35.589	32.738	21.267	2:11.170
2	1	2:03.438	34.855	34.611	32.594	21.378	4:14.608
3	1	2:01.585	34.358	34.392	31.898	20.937	6:16.193
4	1	2:02.198	33.900	34.008	33.334	20.956	8:18.391
5	1	2:01.207	33.969	34.292	32.016	20.930	10:19.598
6	1	2:01.698	34.451	34.934	31.568	20.745	12:21.296
7	1	1:59.885	33.768	34.067	31.269	20.781	14:21.181
8	1	2:01.635	34.276	34.370	32.067	20.922	16:22.816
9	1	2:00.998	34.697	33.972	31.339	20.990	18:23.814
10	1	3:15.415	47.692	1:18.904	47.469	21.350	21:39.229
11	1	1:59.734	33.761	34.174	31.161	20.638	23:38.963
12	1	2:00.263	33.619	34.096	31.746	20.802	25:39.226



CARRERA 1 CER GT

Sector Analysis

■ Personal Best
 ■ Session Best
 B Crossing the finish line in the pit lane

Lap	D	Time	Sector 1	Sector 2	Sector 3	Sector 4	Elapsed	Lap	D	Time	Sector 1	Sector 2	Sector 3	Sector 4	Elapsed
13	1	2:04.635 B	33.985	34.240	31.470	24.940	27:43.861	15	1	1:58.144 B	31.847	31.995	30.032	24.270	30:09.326
14	1	3:36.227	2:09.121	34.360	31.747	20.999	31:20.088	16	2	3:52.480 B	2:15.465	35.039	32.706	29.270	34:01.806
15	1	2:01.902	34.036	34.493	32.672	20.701	33:21.990	17	2	2:44.405	1:16.082	34.605	31.740	21.978	36:46.211
16	1	2:01.217	33.939	33.983	31.917	21.378	35:23.207	18	2	2:05.023	36.673	34.645	32.379	21.326	38:51.234
17	1	2:00.984	33.924	34.527	31.550	20.983	37:24.191	19	2	2:02.145	35.310	34.146	31.737	20.952	40:53.379
18	1	2:01.416	33.629	34.068	32.512	21.207	39:25.607	20	2	2:01.610	34.550	33.674	32.659	20.727	42:54.989
19	1	2:00.943	34.335	34.130	31.519	20.959	41:26.550	21	2	1:59.627	33.744	33.900	31.453	20.530	44:54.616
20	1	2:02.583	35.039	34.017	32.711	20.816	43:29.133	22	2	2:00.254	33.596	33.866	31.665	21.127	46:54.870
21	1	2:00.154	33.426	33.867	31.697	21.164	45:29.287	23	2	2:00.798	33.707	34.582	32.106	20.403	48:55.668
22	1	2:02.270	34.352	34.923	31.969	21.026	47:31.557	24	2	2:01.294	34.199	34.626	31.826	20.643	50:56.962
23	1	2:01.599	34.096	34.399	32.016	21.088	49:33.156	25	2	2:00.691	34.366	34.207	31.637	20.481	52:57.653
24	1	2:01.856	35.342	34.166	31.738	20.610	51:35.012								

118 **Deyscom Sport** Porsche 997 GT3 Cup C2
1.Jorge Ramirez

1	1	2:08.522	40.525	34.992	32.093	20.912	2:08.522
2	1	2:01.427	33.718	34.310	32.090	21.309	4:09.949
3	1	2:01.280	34.287	34.217	31.833	20.943	6:11.229
4	1	1:59.888	33.678	33.840	31.417	20.953	8:11.117
5	1	2:01.439	33.820	33.913	32.608	21.098	10:12.556
6	1	2:01.423	33.460	34.504	32.579	20.880	12:13.979
7	1	2:00.993	33.532	34.587	31.920	20.954	14:14.972
8	1	2:00.893	33.923	34.662	31.478	20.830	16:15.865
9	1	2:00.811	33.923	34.222	31.818	20.848	18:16.676
10	1	3:18.886	44.788	1:20.418	52.605	21.075	21:35.562
11	1	2:00.113	33.228	34.286	31.669	20.930	23:35.675
12	1	2:06.023 B	33.857	34.554	31.649	25.963	25:41.698
13	1	3:20.826	1:53.421	34.460	31.659	21.286	29:02.524
14	1	2:00.523	33.417	34.722	31.478	20.906	31:03.047
15	1	2:00.360	33.697	33.613	31.936	21.114	33:03.407
16	1	2:00.357	33.856	33.894	31.706	20.901	35:03.764
17	1	2:01.431	33.733	34.591	32.201	20.906	37:05.195
18	1	2:00.958	33.937	34.334	31.858	20.829	39:06.153
19	1	2:00.451	33.679	34.305	31.603	20.864	41:06.604
20	1	2:00.590	33.663	34.513	31.538	20.876	43:07.194
21	1	2:02.241	34.431	34.417	32.113	21.280	45:09.435
22	1	2:02.361	34.537	34.616	32.079	21.129	47:11.796
23	1	2:01.418	33.819	34.401	31.882	21.316	49:13.214
24	1	2:03.831	34.395	35.034	33.134	21.268	51:17.045
25	1	2:05.022	35.009	35.138	32.881	21.994	53:22.067

119 **E2P Esc. Española Pilotos** Mosler MT900 C1
1.Javier Morcillo
2.Manuel Cintrano (JF)

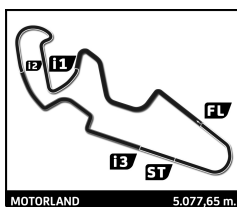
1	1	2:00.959	35.856	33.075	32.081	19.947	2:00.959
2	1	1:53.271	31.754	31.847	29.993	19.677	3:54.230
3	1	1:52.846	31.745	31.798	29.728	19.575	5:47.076
4	1	1:54.911	31.889	32.842	30.487	19.693	7:41.987
5	1	1:53.240	31.627	31.569	29.790	20.254	9:35.227
6	1	1:53.554	31.381	32.208	30.378	19.587	11:28.781
7	1	1:54.701	31.681	33.196	30.088	19.736	13:23.482
8	1	1:53.164	31.602	31.863	30.104	19.595	15:16.646
9	1	1:52.989	31.405	31.892	30.011	19.681	17:09.635
10	1	2:48.475	31.745	32.120	39.200	1:05.410	19:58.110
11	1	2:28.714	1:06.935	32.043	29.964	19.772	22:26.824
12	1	1:53.776	31.893	31.976	30.179	19.728	24:20.600
13	1	1:55.199	31.653	32.264	29.849	21.433	26:15.799
14	1	1:55.383	33.846	31.900	29.924	19.713	28:11.182

126 **NM Racing Team** Transam Euro C2
1.Albert Estragues (Jr.)
2.Ignacio Cabezas

1	1	2:12.325	42.204	35.540	32.815	21.766	2:12.325
2	1	2:02.812	34.115	34.508	32.605	21.584	4:15.137
3	1	2:02.354	34.176	34.574	32.385	21.219	6:17.491
4	1	2:02.210	33.847	34.338	32.455	21.570	8:19.701
5	1	2:00.309	33.949	33.973	31.314	21.073	10:20.010
6	1	2:04.046	35.733	34.550	32.277	21.486	12:24.056
7	1	1:59.657	33.990	33.347	31.170	21.150	14:23.713
8	1	1:59.764	33.054	33.212	32.492	21.006	16:23.477
9	1	2:01.305	35.196	33.629	31.475	21.005	18:24.782
10	1	3:15.604	48.705	1:19.395	46.180	21.324	21:40.386
11	1	2:00.244	33.757	33.603	31.465	21.419	23:40.630
12	1	2:05.950 B	34.072	33.704	31.764	26.410	25:46.580
13	2	3:39.812	2:11.404	35.063	32.118	21.227	29:26.392
14	2	1:59.399	33.741	33.597	31.210	20.851	31:25.791
15	2	2:00.628	34.181	33.330	31.963	21.154	33:26.419
16	2	1:59.779	33.463	33.374	31.569	21.373	35:26.198
17	2	1:58.683	33.490	33.441	30.925	20.827	37:24.881
18	2	2:00.131	33.495	33.644	31.994	20.998	39:25.012
19	2	2:00.854	34.126	33.385	32.390	20.953	41:25.866
20	2	1:59.140	33.320	33.449	31.540	20.831	43:25.006
21	2	2:00.909	33.297	33.887	32.171	21.554	45:25.915
22	2	2:02.017	34.716	34.252	32.097	20.952	47:27.932
23	2	2:05.371	35.878	33.828	33.790	21.875	49:33.303
24	2	2:00.832	34.636	33.714	31.633	20.849	51:34.135

134 **Emmanuel Righi** Maserati Trofeo MC GT4 C3
1.Eric Graillard
2.Emmanuel Righi

1	1	2:16.408	43.154	37.065	33.715	22.474	2:16.408
2	1	2:07.031	35.340	36.361	33.083	22.247	4:23.439
3	1	2:06.516	35.434	36.013	32.832	22.237	6:29.955
4	1	2:09.690	37.103	37.177	33.099	22.311	8:39.645
5	1	2:06.800	35.854	35.986	32.697	22.263	10:46.445
6	1	2:07.153	35.660	36.642	32.804	22.047	12:53.598
7	1	2:06.462	35.242	36.274	32.837	22.109	15:00.060
8	1	2:04.692	34.867	35.236	32.650	21.939	17:04.752
9	1	2:59.907	35.295	36.349	41.396	1:06.867	20:04.659
10	1	2:38.090	1:05.914	36.426	33.678	22.072	22:42.749
11	1	2:12.213 B	35.687	36.034	32.962	27.530	24:54.962
12	2	3:34.068	1:58.665	38.672	34.009	22.722	28:29.030
13	2	2:09.663	36.421	37.454	33.085	22.703	30:38.693
14	2	2:08.724	35.996	36.638	33.284	22.806	32:47.417
15	2	2:11.763	36.743	36.510	36.352	22.158	34:59.180
16	2	2:10.091	36.599	37.936	33.368	22.188	37:09.271



CARRERA 1 CER GT

Sector Analysis

■ Personal Best
 ■ Session Best
 B Crossing the finish line in the pit lane

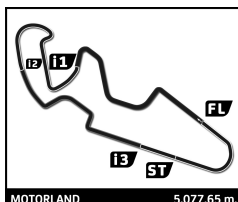
Lap	D	Time	Sector 1	Sector 2	Sector 3	Sector 4	Elapsed	Lap	D	Time	Sector 1	Sector 2	Sector 3	Sector 4	Elapsed
17	2	2:08.230	36.016	36.822	33.027	22.365	39:17.501								
18	2	2:08.003	35.530	36.923	33.220	22.330	41:25.504								
19	2	2:09.389	36.586	35.714	34.667	22.422	43:34.893								
20	2	2:09.604	35.242	36.819	34.228	23.315	45:44.497								
21	2	2:09.082	37.317	36.239	33.450	22.076	47:53.579								
22	2	2:06.815	35.927	35.650	33.295	21.943	50:00.394								
23	2	2:07.275	35.886	35.888	33.517	21.984	52:07.669								

178 **R. A. C Circuito Guadalupe** Porsche 911 991 GT3 Cup
 1. Luis López (JF) C2
 2. Alvaro Rodriguez

1	1	2:10.855	41.076	35.704	32.761	21.314	2:10.855
2	1	2:03.473	34.789	34.786	32.583	21.315	4:14.328
3	1	2:02.896	34.295	35.076	32.475	21.050	6:17.224
4	1	2:02.269	33.736	34.516	32.633	21.384	8:19.493

188 **NM Racing Team** Ginetta G55 GT4
 1. Maxime Guillemat (Jr.) C3
 2. Jesús A. De Martin (JF)

1	1	2:09.827	40.411	35.198	32.625	21.593	2:09.827
2	1	2:01.519	34.236	33.879	31.863	21.541	4:11.346
3	1	2:00.893	33.943	33.770	31.770	21.410	6:12.239
4	1	2:00.864	33.851	33.756	31.733	21.524	8:13.103
5	1	2:01.458	33.939	33.800	32.207	21.512	10:14.561
6	1	2:01.095	33.931	33.865	31.846	21.453	12:15.656
7	1	2:00.387	33.712	33.763	31.619	21.293	14:16.043
8	1	2:01.360	34.532	33.880	31.685	21.263	16:17.403
9	1	2:00.516	33.882	33.662	31.616	21.356	18:17.919
10	1	3:19.133	48.940	1:19.390	49.047	21.756	21:37.052
11	1	2:01.650	34.146	34.240	31.740	21.524	23:38.702
12	1	2:01.853	34.574	34.108	31.769	21.402	25:40.555
13	1	2:05.478 B	34.232	34.100	31.795	25.351	27:46.033
14	2	3:49.296	2:19.197	35.255	32.854	21.990	31:35.329
15	2	2:05.540	35.316	35.264	32.627	22.333	33:40.869
16	2	2:04.594	35.103	35.098	32.541	21.852	35:45.463
17	2	2:06.112	34.915	35.074	34.081	22.042	37:51.575
18	2	2:06.113	36.060	35.188	32.811	22.054	39:57.688
19	2	2:05.864	35.321	35.821	32.745	21.977	42:03.552
20	2	2:05.375	35.223	35.057	33.011	22.084	44:08.927
21	2	2:05.607	35.097	35.642	33.013	21.855	46:14.534
22	2	2:04.457	35.131	34.976	32.577	21.773	48:18.991
23	2	2:04.845	35.317	35.027	32.727	21.774	50:23.836
24	2	2:06.238	35.816	35.075	33.439	21.908	52:30.074



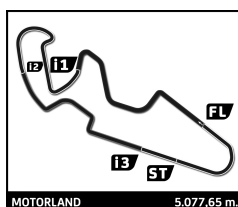
CARRERA 2 CER Clase 2-3 (48 Minutes +1 Lap)

Official Starting Grid

Santiago Arribas	Lurauto KK	95	- 19 -	86	Desguaces La Torre	Vicente Gabriel Vallés (JF)
Pedro José Herraiz	Club Jarama Sport	39	- 18 -	37	Israel de Ana Morales	Israel De Ana
2:42.652						2:35.209
Borja Hormigos	Ultima Vuelta	46	- 17 -	93	Lurauto KK	Mikel Huarte (JF)
2:27.607						2:27.435
Diego Carluccio	Lurauto KK	94	- 16 -	92	Lurauto KK	Jorge Espinosa (JF)
2:27.385						2:25.234
Iñaki Yabar	Lurauto KK	97	- 15 -	84	Motor Club S.R. Pitius	Enric Bordas (Jr.)
2:25.102						2:25.072
Martin Lombardini	Desguaces La Torre	83	- 14 -	90	Lurauto KK	Iker Lujambio
2:24.920						2:23.760
Marcelo Torres	Motor Club S.R. Pitius	82	- 13 -	88	Moto Club Igualada	Marcel Abad (Jr.)
2:23.257						2:23.186
Antonio A. Garcia	SMC Junior Motorsport	38	- 12 -	85	Desguaces La Torre	José Antonio Chicoy
2:22.355						2:21.001
Miguel Grande (Jr.)	Extremadura Rally Team	81	- 11 -	87	Desguaces La Torre	Angel Lafuente
2:20.785						2:18.612
Rubén Sabater	Desguaces La Torre	89	- 10 -	12	Peña Autocross Arteixo	Juan Campos
2:18.570						2:15.588
Edouard Atkalian (JF)	Henri Pellefigue	4	- 9 -	20	RC2 Junior Team	Victor Fernandez
2:15.151						2:14.062
Julio Carayol	Motor Club Sabadell	66	- 8 -	24	SMC Junior Motorsport	José Antonio Rueda (JF)
2:13.431						2:13.295
Ivan Hernandez (Jr.)	Chefo Sport	43	- 7 -	31	VSR Motorsport	Javier Aguado (Jr.)
2:12.462						2:12.447
Jose Luis Cejudo	Motor Club Sabadell	55	- 6 -	14	Skualo Competición	Henk Van Zoest (JF)
2:11.862						2:11.706
Angel Santos	Chefo Sport	33	- 5 -	27	SMC Junior Motorsport	Moisés Ruiz
2:11.461						2:11.163
Alvaro Rodriguez	CD Plemar Sport	18	- 4 -	25	Ultima Vuelta	Francisco Perez
2:10.559						2:10.075
Jesús Diez (JF)	SMC Junior Motorsport	29	- 3 -	21	Chefo Sport	Gabriel Alonso (JF)
2:09.600						2:09.038
Angelo Ciacci (JF)	Lurauto KK	19	- 2 -	26	E2P Esc. Española Pilotos	Alvaro Bajo (Jr.)
2:09.015						2:08.156
Laurent Puitgmal	Laurent Puitgmal	11	- 1 -	8	VSR Motorsport	Antonio Castillo (JF)

↓
Pole

Stewards:	Timekeeper:
-----------	-------------



CARRERA 2 CER Clase 2-3 (48 Minutes +1 Lap)

Final Classification

Nr Drivers	Team	Car	Cl.	Laps	Total Time	Gap	Kph	Best Lap			
								Lap	Time		
1	11 L. Puigmal	Laurent Puigmal	Peugeot RCZ	D3	16	50:23.522	-	96.7	15	2:09.242	141.4
2	21 G. Alonso (JF)/M. Alonso	Chefo Sport	Peugeot RCZ	D3	16	50:24.436	+0.914	96.7	14	2:09.035	141.6
3	8 I. Velasco/A. Castillo (JF)	VSR Motorsport	Peugeot RCZ	D3	16	50:45.218	+21.696	96.0	16	2:08.959	141.7
4	29 A. Colomina/J. Diez (JF)	SMC Junior Motorsport	Peugeot RCZ	D3	16	51:00.961	+37.439	95.5	16	2:10.911	139.6
5	26 A. Sainero (Jr.)/A. Bajo (Jr.)	E2P Esc. Española Pilotos	Peugeot RCZ	D3	16	51:18.545	+55.023	95.0	16	2:10.957	139.6
6	25 F. Perez	Ultima Vuelta	Peugeot 207 PROTO	D4	16	51:30.303	+1:06.781	94.6	11	2:12.154	138.3
7	31 A. Aguado (Jr.)/J. Aguado (Jr.)	VSR Motorsport	Renault Clio Cup IV	D4	16	51:42.574	+1:19.052	94.3	14	2:12.770	137.7
8	14 H. Van Zoest (JF)	Skualo Competición	Renault Clio Cup IV	D4	16	51:43.444	+1:19.922	94.2	15	2:12.301	138.1
9	33 A. Santos/B. Mendez	Chefo Sport	Renault Clio Cup IV	D4	16	51:52.737	+1:29.215	93.9	15	2:12.302	138.1
10	43 G. Cabañas/I. Hernandez (Jr.)	Chefo Sport	Renault Clio Cup IV	D4	16	51:55.242	+1:31.720	93.9	11	2:13.850	136.5
11	24 J. Rueda (JF)	SMC Junior Motorsport	Renault Clio Cup IV	D4	16	52:04.370	+1:40.848	93.6	16	2:12.540	137.9
12	18 J. López (JF)/A. Rodriguez	CD Pleamar Sport	Renault Clio Cup IV	D4	16	52:08.886	+1:45.364	93.5	2	2:13.060	137.4
13	20 F. Fernandez/V. Fernandez	RC2 Junior Team	Renault Clio Cup IV	D4	16	52:12.648	+1:49.126	93.4	15	2:12.702	137.7
14	86 V. Vallés (JF)	Desguaces La Torre	Ford Fiesta ST Line	D5	16	52:24.267	+2:00.745	93.0	16	2:14.293	136.1
15	66 J. Carayol	Motor Club Sabadell	Renault Clio Cup IV	D4	16	52:26.298	+2:02.776	92.9	16	2:14.156	136.2
16	46 H. Hernandez/B. Hormigos	Ultima Vuelta	Mini Challenge	D5	16	52:30.144	+2:06.622	92.8	16	2:13.182	137.2
17	55 M. Cejudo (Jr.)/J. Cejudo	Motor Club Sabadell	Renault Clio Cup IV	D4	15	50:37.662	1 Lap	90.3	10	2:13.715	136.7
18	4 H. Pellefigue (JF)/E. Atkalian (JF)	Henri Pellefigue	Renault Spider	D5	15	50:38.466	1 Lap	90.2	11	2:15.176	135.2
19	27 S. Morera/M. Ruiz	SMC Junior Motorsport	Peugeot RCZ	D3	15	51:02.636	1 Lap	89.5	13	2:18.693	131.8
20	89 R. Sabater	Desguaces La Torre	Ford Fiesta ST Line	O.M.	15	51:14.794	1 Lap	89.2	15	2:21.038	129.6
21	85 J. Chicoy	Desguaces La Torre	Ford Fiesta ST Line	O.M.	15	51:34.261	1 Lap	88.6	12	2:21.523	129.1
22	87 A. Lafuente	Desguaces La Torre	Ford Fiesta ST Line	O.M.	15	51:37.465	1 Lap	88.5	11	2:22.106	128.6
23	81 M. Grande (Jr.)	Extremadura Rally Team	Ford Fiesta ST Line	O.M.	15	51:38.286	1 Lap	88.5	13	2:21.897	128.8
24	12 J. Campos	Peña Autocross Arteixo	Renault Clio Cup III	D5	15	51:42.469	1 Lap	88.4	14	2:23.056	127.8
25	92 L. Garcia/J. Espinosa (JF)	Lurauto KK	Mini Cooper	O.M.	15	51:54.237	1 Lap	88.0	14	2:25.528	125.6
26	82 S. Torres (Jr.)/M. Torres	Motor Club S.R. Pitiús	Ford Fiesta ST Line	O.M.	15	52:11.259	1 Lap	87.6	14	2:24.683	126.3
27	84 E. Bordas (Jr.)	Motor Club S.R. Pitiús	Ford Fiesta ST Line	O.M.	14	50:33.983	2 Laps	84.3	12	2:29.346	122.4
28	94 R. Marchesi/D. Carluccio	Lurauto KK	Mini Cooper	O.M.	14	50:48.704	2 Laps	83.9	11	2:28.295	123.2
29	97 I. Villar/I. Yabar	Lurauto KK	Mini Cooper	O.M.	14	52:21.818	2 Laps	81.4	13	2:23.500	127.4
30	93 M. Huarte (JF)/A. Agurretxe (Da)	Lurauto KK	Mini Cooper	O.M.	13	50:37.608	3 Laps	78.2	8	2:28.075	123.4
Not classified											
37	I. De Ana	Israel de Ana Morales	Peugeot 207	D5	9	35:09.224			8	2:19.254	131.3
90	I. Lujambio/R. Alonso	Lurauto KK	Mini Cooper	O.M.	9	38:11.627			8	2:23.694	127.2
88	M. Abad (Jr.)	Moto Club Igualada	Ford Fiesta ST Line	O.M.	2	5:03.294					
38	I. Moreno de Cala/A. Garcia	SMC Junior Motorsport	Renault Clio Cup IV	D4	1	2:28.629					
39	I. Beguiristain/P. Herraiz	Club Jarama Sport	Suzuki Swift Cup	O.M.	1	2:41.479					
Not Started											
19	A. Ciaci (JF)	Lurauto KK	BMW M235i Racing	D3							
83	M. Lombardini	Desguaces La Torre	Ford Fiesta ST Line	O.M.							
95	S. Arribas	Lurauto KK	Mini Cooper	O.M.							

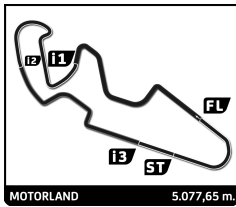
Pole Position:	Antonio Castillo (JF)	2:08.156	142.6 Kph
Fastest Lap:	Lap 16 Ivan Velasco	2:08.959	141.7 Kph

#93 - 1 LAP PENALTY DUE TO STEWARDS DECISION Nº14
 #97 - 1 LAP PENALTY DUE TO STEWARDS DECISION Nº15
 #85 - 25 SECONDS PENALTY DUE TO STEWARDS DECISION Nº17
 #90 - 1 LAP PENALTY DUE TO STEWARDS DECISION Nº13

Published at:

Track Status: **DRY**

Stewards:	Timekeeper:
------------------	--------------------



CARRERA 2 CER Clase 2-3 (48 Minutes +1 Lap)

Final Classification by Class

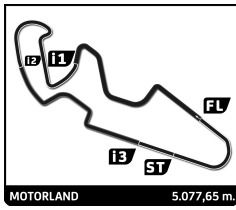
Nr Drivers	Team	Car	Laps	Total Time	Gap	Kph	Best Lap			
							Lap	Time	Kph	
D3										
1	11 L. Puigtmal	Laurent Puigtmal	Peugeot RCZ	16	50:23.522		96.7	15	2:09.242	141.4
2	21 G. Alonso (JF) / M. Alonso	Chefo Sport	Peugeot RCZ	16	50:24.436	+0.914	96.7	14	2:09.035	141.6
3	8 I. Velasco / A. Castillo (JF)	VSR Motorsport	Peugeot RCZ	16	50:45.218	+21.696	96.0	16	2:08.959	141.7
4	29 A. Colomina / J. Diez (JF)	SMC Junior Motorsport	Peugeot RCZ	16	51:00.961	+37.439	95.5	16	2:10.911	139.6
5	26 A. Sainero (Jr.) / A. Bajo (Jr.)	E2P Esc. Española Pilotos	Peugeot RCZ	16	51:18.545	+55.023	95.0	16	2:10.957	139.6
6	27 S. Morera / M. Ruiz	SMC Junior Motorsport	Peugeot RCZ	15	51:02.636	1 Lap	89.5	13	2:18.693	131.8
Not Started										
19	A. Ciacci (JF)	Lurauto KK	BMW M235i Racing							
D4										
1	25 F. Perez	Ultima Vuelta	Peugeot 207 PROTO	16	51:30.303		94.6	11	2:12.154	138.3
2	31 A. Aguado (Jr.) / J. Aguado (Jr.)	VSR Motorsport	Renault Clio Cup IV	16	51:42.574	+12.271	94.3	14	2:12.770	137.7
3	14 H. Van Zoest (JF)	Skualo Competición	Renault Clio Cup IV	16	51:43.444	+13.141	94.2	15	2:12.301	138.1
4	33 A. Santos / B. Mendez	Chefo Sport	Renault Clio Cup IV	16	51:52.737	+22.434	93.9	15	2:12.302	138.1
5	43 G. Cabañas / I. Hernandez (Jr.)	Chefo Sport	Renault Clio Cup IV	16	51:55.242	+24.939	93.9	11	2:13.850	136.5
6	24 J. Rueda (JF)	SMC Junior Motorsport	Renault Clio Cup IV	16	52:04.370	+34.067	93.6	16	2:12.540	137.9
7	18 J. López (JF) / A. Rodríguez	CD Pleamar Sport	Renault Clio Cup IV	16	52:08.886	+38.583	93.5	2	2:13.060	137.4
8	20 F. Fernandez / V. Fernandez	RC2 Junior Team	Renault Clio Cup IV	16	52:12.648	+42.345	93.4	15	2:12.702	137.7
9	66 J. Carayol	Motor Club Sabadell	Renault Clio Cup IV	16	52:26.298	+55.995	92.9	16	2:14.156	136.2
10	55 M. Cejudo (Jr.) / J. Cejudo	Motor Club Sabadell	Renault Clio Cup IV	15	50:37.662	1 Lap	90.3	10	2:13.715	136.7
Not classified										
38	I. Moreno de Cala / A. Garcia	SMC Junior Motorsport	Renault Clio Cup IV	1	2:28.629					
D5										
1	86 V. Vallés (JF)	Desguaces La Torre	Ford Fiesta ST Line	16	52:24.267		93.0	16	2:14.293	136.1
2	46 H. Hernandez / B. Hormigos	Ultima Vuelta	Mini Challenge	16	52:30.144	+5.877	92.8	16	2:13.182	137.2
3	4 H. Pellefigue (JF) / E. Atkalian (JF)	Henri Pellefigue	Renault Spider	15	50:38.466	1 Lap	90.2	11	2:15.176	135.2
4	12 J. Campos	Peña Autocross Arteixo	Renault Clio Cup III	15	51:42.469	1 Lap	88.4	14	2:23.056	127.8
Not classified										
37	I. De Ana	Israel de Ana Morales	Peugeot 207	9	35:09.224			8	2:19.254	131.3
O.M.										
1	89 R. Sabater	Desguaces La Torre	Ford Fiesta ST Line	15	51:14.794		89.2	15	2:21.038	129.6
2	85 J. Chicoy	Desguaces La Torre	Ford Fiesta ST Line	15	51:34.261	+19.467	88.6	12	2:21.523	129.1
3	87 A. Lafuente	Desguaces La Torre	Ford Fiesta ST Line	15	51:37.465	+22.671	88.5	11	2:22.106	128.6
4	81 M. Grande (Jr.)	Extremadura Rally Team	Ford Fiesta ST Line	15	51:38.286	+23.492	88.5	13	2:21.897	128.8
5	92 L. Garcia / J. Espinosa (JF)	Lurauto KK	Mini Cooper	15	51:54.237	+39.443	88.0	14	2:25.528	125.6
6	82 S. Torres (Jr.) / M. Torres	Motor Club S.R. Pitius	Ford Fiesta ST Line	15	52:11.259	+56.465	87.6	14	2:24.683	126.3
7	84 E. Bordas (Jr.)	Motor Club S.R. Pitius	Ford Fiesta ST Line	14	50:33.983	1 Lap	84.3	12	2:29.346	122.4
8	94 R. Marchesi / D. Carluccio	Lurauto KK	Mini Cooper	14	50:48.704	1 Lap	83.9	11	2:28.295	123.2
9	97 I. Villar / I. Yabar	Lurauto KK	Mini Cooper	14	52:21.818	1 Lap	81.4	13	2:23.500	127.4
10	93 M. Huarte (JF) / A. Agurretxe (Da)	Lurauto KK	Mini Cooper	13	50:37.608	2 Laps	78.2	8	2:28.075	123.4
Not classified										
90	I. Lujambio / R. Alonso	Lurauto KK	Mini Cooper	9	38:11.627			8	2:23.694	127.2
	88 M. Abad (Jr.)	Moto Club Igualada	Ford Fiesta ST Line	2	5:03.294					
	39 I. Beguiristain / P. Herraiz	Club Jarama Sport	Suzuki Swift Cup	1	2:41.479					
Not Started										
	83 M. Lombardini	Desguaces La Torre	Ford Fiesta ST Line							
	95 S. Arribas	Lurauto KK	Mini Cooper							

#93 - 1 LAP PENALTY DUE TO STEWARDS DECISION Nº14
 #97 - 1 LAP PENALTY DUE TO STEWARDS DECISION Nº15
 #85 - 25 SECONDS PENALTY DUE TO STEWARDS DECISION Nº17
 #90 - 1 LAP PENALTY DUE TO STEWARDS DECISION Nº13

Published at:

Track Status: **DRY**

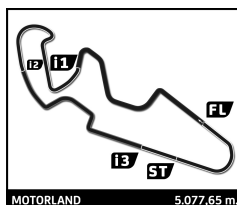
Stewards:	Timekeeper:
-----------	-------------



CARRERA 2 CER Clase 2-3

Lap Chart

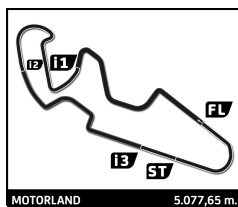
		Lap																
Nr	Pos	Grid	1	2	3	4	5	6	7	8	9	10	11	12	13	14	15	16
8	1	8	8	8	8	8	8	8	8	8	29	11	11	11	11	11	11	11
11	2	11	11	11	11	11	11	11	11	29	21	21	21	21	21	21	21	21
26	3	26	26	26	26	26	29	29	29	11	18	29	8	8	8	8	8	8
19	4	19	29	29	29	29	21	21	21	21	33	8	29	29	29	29	29	29
21	5	21	21	21	21	21	18	18	18	18	43	25	25	25	26	26	26	26
29	6	29	18	18	18	18	33	33	33	33	14	26	26	26	25	25	25	25
25	7	25	25	33	33	33	26	26	26	26	37	90	31	31	31	31	31	31
18	8	18	33	25	25	25	25	25	25	25	11	18	18	14	14	14	14	14
27	9	27	14	24	24	24	24	24	24	24	43	46	97	14	43	43	43	43
33	10	33	24	31	31	31	31	31	31	31	14	86	31	43	18	33	33	43
14	11	14	31	43	43	43	43	43	43	24	8	14	33	33	18	18	24	24
55	12	55	43	14	14	14	14	14	14	31	90	93	24	24	24	24	18	18
31	13	31	66	55	20	20	20	20	20	20	37	87	43	20	20	20	20	20
43	14	43	27	66	55	55	55	55	66	46	97	33	66	66	66	86	86	86
24	15	24	55	20	66	66	66	66	66	55	86	93	24	86	86	86	66	66
66	16	66	20	37	37	37	37	37	37	66	25	20	46	46	46	46	46	46
20	17	20	38	46	46	46	46	46	46	46	55	92	66	4	4	4	4	55
4	18	4	4	86	86	86	86	86	86	20	82	86	55	55	55	55	4	4
12	19	12	37	27	27	27	27	27	27	27	26	46	85	27	27	27	27	27
89	20	89	46	4	4	4	4	4	4	4	31	4	27	85	85	85	85	85
87	21	87	85	85	85	85	85	85	85	85	87	24	85	89	89	89	89	89
81	22	81	86	89	89	89	89	89	89	87	85	66	27	12	12	12	12	87
85	23	85	89	87	87	87	87	87	89	90	20	55	92	87	87	87	87	81
38	24	38	87	12	12	12	12	12	12	92	85	89	82	81	81	81	12	12
88	25	88	12	90	90	90	90	90	92	12	94	12	87	82	82	82	82	82
82	26	82	81	81	97	97	97	97	97	90	93	4	92	81	92	92	92	92
90	27	90	88	82	81	81	81	81	93	89	89	82	97	97	97	97	97	97
83	28	83	90	88	82	82	82	82	82	82	27	87	93	93	84	84	84	84
84	29	84	82	92	92	92	92	92	97	97	12	81	84	84	93	93	93	93
97	30	97	92	97	93	93	93	93	81	94	55	84	94	94	94	94	94	94
92	31	92	97	93	84	84	84	84	84	81	81	94	94	94	94	94	94	94
94	32	94	93	84	94	94	94	94	94	84	84	84	84	84	84	84	84	84
93	33	93	39	94														
46	34	46	84															
37	35	37	94															
39	36	39																
86	37	86																
95	38	95																



CARRERA 2 CER Clase 2-3

Best Sector Times

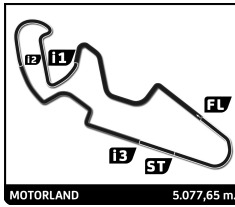
Sector 1		Sector 2		Sector 3		Sector 4		Ideal Lap	Best Lap			
Nr	Driver	Time	Nr	Driver	Time	Nr	Driver	Time	Nr	Driver		
1	8 I.Velasco	35.752	21 M.Alonso	36.058	8 I.Velasco	33.457	21 M.Alonso	22.795	1	8	2:08.100	2:08.959 (1)
2	21 M.Alonso	35.929	8 I.Velasco	36.084	21 M.Alonso	33.529	8 I.Velasco	22.807	2	21	2:08.311	2:09.035 (2)
3	11 L.Puigtal	36.022	11 L.Puigtal	36.216	11 L.Puigtal	33.756	11 L.Puigtal	22.867	3	11	2:08.861	2:09.242 (3)
4	26 A.Sainero (Jr.)	36.477	29 A.Colomina	36.694	26 A.Sainero (Jr.)	34.069	26 A.Sainero (Jr.)	23.171	4	26	2:10.505	2:10.957 (5)
5	29 A.Colomina	36.643	25 F.Perez	36.766	29 A.Colomina	34.263	29 A.Colomina	23.187	5	29	2:10.787	2:10.911 (4)
6	33 B.Mendez	36.750	26 A.Bajo (Jr.)	36.788	25 F.Perez	34.348	14 H.Van Zoest (JF)	23.539	6	33	2:11.854	2:12.302 (8)
7	20 F.Fernandez	37.043	33 B.Mendez	36.849	33 B.Mendez	34.379	31 A.Aguado (Jr.)	23.560	7	14	2:12.052	2:12.301 (7)
8	18 A.Rodriguez	37.142	14 H.Van Zoest (JF)	36.901	14 H.Van Zoest (JF)	34.423	25 F.Perez	23.580	8	25	2:12.154	2:12.154 (6)
9	24 J.Rueda (JF)	37.153	24 J.Rueda (JF)	36.942	24 J.Rueda (JF)	34.500	18 A.Rodriguez	23.600	9	24	2:12.295	2:12.540 (9)
10	14 H.Van Zoest (JF)	37.189	31 A.Aguado (Jr.)	37.088	31 A.Aguado (Jr.)	34.541	55 M.Cejudo (Jr.)	23.654	10	31	2:12.482	2:12.770 (11)
11	46 H.Hernandez	37.215	18 A.Rodriguez	37.103	20 F.Fernandez	34.631	24 J.Rueda (JF)	23.700	11	18	2:12.557	2:13.060 (12)
12	55 M.Cejudo (Jr.)	37.220	46 H.Hernandez	37.114	43 G.Cabañas	34.682	86 V.Vallés (JF)	23.782	12	20	2:12.664	2:12.702 (10)
13	43 G.Cabañas	37.287	20 F.Fernandez	37.186	46 H.Hernandez	34.707	20 F.Fernandez	23.804	13	46	2:12.909	2:13.182 (13)
14	31 A.Aguado (Jr.)	37.293	4 H.Pellefigue (JF)	37.218	18 A.Rodriguez	34.712	43 G.Cabañas	23.828	14	55	2:13.206	2:13.715 (14)
15	25 F.Perez	37.460	43 H.Hernandez (Jr.)	37.439	55 M.Cejudo (Jr.)	34.820	66 J.Carayol	23.861	15	43	2:13.236	2:13.850 (15)
16	86 V.Vallés (JF)	37.490	55 M.Cejudo (Jr.)	37.512	66 J.Carayol	34.932	46 H.Hernandez	23.873	16	86	2:13.984	2:14.293 (17)
17	66 J.Carayol	37.565	66 J.Carayol	37.703	86 V.Vallés (JF)	34.998	33 B.Mendez	23.876	17	66	2:14.061	2:14.156 (16)
18	4 H.Pellefigue (JF)	37.655	86 V.Vallés (JF)	37.714	4 H.Pellefigue (JF)	35.092	37 I.De Ana	24.234	18	4	2:14.228	2:15.176 (18)
19	37 I.De Ana	37.833	37 I.De Ana	38.073	37 I.De Ana	35.437	4 H.Pellefigue (JF)	24.263	19	37	2:15.577	2:19.254 (20)
20	27 S.Morera	38.889	27 S.Morera	38.557	27 S.Morera	35.826	38 A.Garcia	24.673	20	27	2:17.986	2:18.693 (19)
21	38 A.Garcia	39.239	89 R.Sabater	39.337	89 R.Sabater	36.571	27 S.Morera	24.714	21	89	2:20.935	2:21.038 (21)
22	89 R.Sabater	39.524	12 J.Campos	39.400	97 I.Villar	36.707	85 J.Chicoy	25.278	22	38	2:20.960	
23	81 M.Grande (Jr.)	39.628	87 A.Lafuente	39.414	85 J.Chicoy	36.754	90 I.Lujambio	25.293	23	85	2:21.307	2:21.523 (22)
24	85 J.Chicoy	39.661	85 J.Chicoy	39.614	87 A.Lafuente	36.815	81 M.Grande (Jr.)	25.338	24	87	2:21.441	2:22.106 (24)
25	87 A.Lafuente	39.793	81 M.Grande (Jr.)	39.768	38 A.Garcia	36.863	87 A.Lafuente	25.419	25	81	2:21.725	2:21.897 (23)
26	97 I.Villar	40.112	90 I.Lujambio	39.987	12 J.Campos	36.900	89 R.Sabater	25.503	26	12	2:22.333	2:23.056 (25)
27	82 S.Torres (Jr.)	40.234	38 A.Garcia	40.185	81 M.Grande (Jr.)	36.991	12 J.Campos	25.700	27	90	2:22.952	2:23.694 (27)
28	92 L.García	40.269	82 M.Torres	40.204	90 I.Lujambio	37.275	82 S.Torres (Jr.)	25.834	28	97	2:23.089	2:23.500 (26)
29	12 J.Campos	40.333	97 I.Villar	40.371	82 S.Torres (Jr.)	37.621	92 L.García	25.839	29	82	2:23.893	2:24.683 (28)
30	90 I.Lujambio	40.397	88 M.Abad (Jr.)	40.485	92 L.García	37.634	97 I.Villar	25.899	30	92	2:24.291	2:25.528 (29)
31	93 M.Huarte (JF)	40.879	92 J.Espinosa (JF)	40.549	94 R.Marchesi	38.147	93 M.Huarte (JF)	26.061	31	93	2:26.118	2:28.075 (30)
32	39 P.Herraiz	40.966	94 R.Marchesi	40.835	93 M.Huarte (JF)	38.249	94 R.Marchesi	26.394	32	94	2:27.164	2:28.295 (31)
33	94 R.Marchesi	41.788	93 M.Huarte (JF)	40.929	88 M.Abad (Jr.)	38.489	84 E.Bordas (Jr.)	26.992	33	88	2:28.484	
34	88 M.Abad (Jr.)	41.859	84 E.Bordas (Jr.)	41.678	84 E.Bordas (Jr.)	38.656	39 P.Herraiz	27.110	34	84	2:29.217	2:29.346 (32)
35	84 E.Bordas (Jr.)	41.891	39 P.Herraiz	42.198	39 P.Herraiz	39.198	88 M.Abad (Jr.)	27.651	35	39	2:29.472	



CARRERA 2 CER Clase 2-3

Best Top Speed

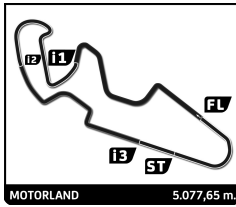
Team	Car	Class	Top Speed	Top 1 Kph Lap	Top 2 Kph Lap	Top 3 Kph Lap	Top 4 Kph Lap	Top 5 Kph Lap	Avg
11 Laurent Puitgmal	Peugeot RCZ	D3	L. Puitgmal	215.6 9	215.6 15	215.6 14	214.7 16	214.7 1	215,2
8 VSR Motorsport	Peugeot RCZ	D3	I. Velasco	214.7 10	214.3 16	214.3 14	213.0 15	213.0 9	213,9
21 Chefo Sport	Peugeot RCZ	D3	M. Alonso	214.7 15	214.7 14	214.3 16	211.8 12	211.8 13	213,5
29 SMC Junior Motorsport	Peugeot RCZ	D3	J. Díez (JF)	214.3 8	213.9 1	213.0 16	213.0 9	212.2 15	213,3
26 E2P Esc. Española Pilotos	Peugeot RCZ	D3	A. Sainero (Jr.)	213.0 13	211.4 14	210.9 12	210.1 16	209.7 1	211,0
43 Chefo Sport	Renault Clio Cup IV	D4	G. Cabañas	207.3 13	206.9 8	205.7 1	204.2 2	203.4 14	205,5
66 Motor Club Sabadell	Renault Clio Cup IV	D4	J. Carayol	207.3 1	206.1 8	204.5 14	204.2 16	203.8 13	205,2
14 Skualo Competición	Renault Clio Cup IV	D4	H. Van Zoest (JF)	206.9 2	206.5 9	205.7 14	204.9 16	204.9 13	205,8
31 VSR Motorsport	Renault Clio Cup IV	D4	J. Aguado (Jr.)	206.9 1	206.1 2	205.3 8	204.9 14	204.2 13	205,5
37 Israel de Ana Morales	Peugeot 207	D5	I. De Ana	206.5 1	204.9 8	202.6 9	200.7 2	63.2 7	175,6
55 Motor Club Sabadell	Renault Clio Cup IV	D4	J. Cejudo	206.5 1	206.1 15	205.7 2	204.9 8	204.9 14	205,6
24 SMC Junior Motorsport	Renault Clio Cup IV	D4	J. Rueda (JF)	206.1 2	203.4 14	202.2 13	201.9 16	201.5 15	203,0
25 Última Vuelta	Peugeot 207 PROTO	D4	F. Perez	206.1 2	205.7 1	205.3 8	204.9 10	204.9 14	205,4
86 Desguaces La Torre	Ford Fiesta ST Line	D5	V. Vallés (JF)	205.7 13	204.9 1	204.9 12	204.9 8	204.5 9	205,0
38 SMC Junior Motorsport	Renault Clio Cup IV	D4	A. Garcia	204.9 1					204,9
46 Última Vuelta	Mini Challenge	D5	B. Hormigos	204.5 8	204.5 9	203.4 1	203.0 13	203.0 16	203,7
20 RC2 Junior Team	Renault Clio Cup IV	D4	F. Fernandez	204.2 9	203.8 13	203.8 8	202.2 14	201.9 1	203,2
33 Chefo Sport	Renault Clio Cup IV	D4	A. Santos	204.2 1	203.0 13	202.6 8	201.9 12	201.5 15	202,6
18 CD Plemar Sport	Renault Clio Cup IV	D4	J. López (JF)	203.8 15	203.8 2	203.4 1	203.4 13	201.9 14	203,3
4 Henri Pelfiefigue	Renault Spider	D5	H. Pelfiefigue (JF)	200.7 14	200.4 13	200.0 1	199.3 15	199.3 10	199,9
90 Lurauto KK	Mini Cooper	O.M.	I. Lujambio	192.9 1	192.9 8	191.8 9	191.2 10	190.1 2	191,8
12 Peña Autocross Arteixo	Renault Clio Cup III	D5	J. Campos	192.5 1	191.2 13	190.8 14	189.8 2	189.5 12	190,8
27 SMC Junior Motorsport	Peugeot RCZ	D3	M. Ruiz	189.8 1	188.8 2	188.5 8	186.5 9	186.5 11	188,0
93 Lurauto KK	Mini Cooper	O.M.	M. Huarte (JF)	186.2 1	186.2 9	184.0 8	184.0 2	183.4 10	184,8
85 Desguaces La Torre	Ford Fiesta ST Line	O.M.	J. Chicoy	185.2 1	183.7 13	182.7 8	182.7 12	182.7 11	183,4
87 Desguaces La Torre	Ford Fiesta ST Line	O.M.	A. Lafuente	184.3 13	184.0 1	183.1 2	182.7 10	182.4 14	183,3
94 Lurauto KK	Mini Cooper	O.M.	D. Carluccio	184.3 1	181.2 13	180.0 12	179.7 11	179.7 8	181,0
97 Lurauto KK	Mini Cooper	O.M.	I. Yabar	184.0 1	184.0 9	183.7 12	183.4 8	183.4 2	183,7
81 Extremadura Rally Team	Ford Fiesta ST Line	O.M.	M. Grande (Jr.)	182.7 13	182.7 11	182.1 14	182.1 1	181.8 15	182,3
89 Desguaces La Torre	Ford Fiesta ST Line	O.M.	R. Sabater	182.7 1	182.4 8	182.1 10	181.8 14	181.5 13	182,1
92 Lurauto KK	Mini Cooper	O.M.	J. Espinosa	182.4 8	181.2 13	181.2 1	180.3 2	180.0 14	181,0
82 Motor Club S.R. Pitius	Ford Fiesta ST Line	O.M.	S. Torres (Jr.)	180.6 13	180.6 9	180.3 15	180.3 8	180.0 11	180,4
39 Club Jarama Sport	Suzuki Swift Cup	O.M.	P. Herraiz	178.2 1					178,2
88 Moto Club Igualada	Ford Fiesta ST Line	O.M.	M. Abad (Jr.)	177.9 1	176.2 2				177,1
84 Motor Club S.R. Pitius	Ford Fiesta ST Line	O.M.	E. Bordas (Jr.)	177.6 12	176.5 13	175.0 9	174.8 14	174.5 7	175,7
19 Lurauto KK	BMW M235i Racing	D3							
83 Desguaces La Torre	Ford Fiesta ST Line	O.M.							
95 Lurauto KK	Mini Cooper	O.M.							



CARRERA 2 CER Clase 2-3

Leader Sequence by Class

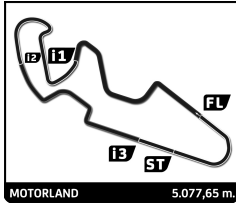
Nr	Team	Car	Start Lap	End Lap	Laps	Total Laps
D3						
8	VSR Motorsport	Peugeot RCZ	1	8	8	8
29	SMC Junior Motorsport	Peugeot RCZ	9	9	1	1
11	Laurent Puitgmal	Peugeot RCZ	10	16	7	7
D4						
18	CD Plemar Sport	Renault Clio Cup IV	1	9	9	9
25	Ultima Vuelta	Peugeot 207 PROTO	10	16	7	7
D5						
4	Henri Pellefigue	Renault Spider	1	1	1	1
37	Israel de Ana Morales	Peugeot 207	2	9	8	8
86	Desguaces La Torre	Ford Fiesta ST Line	10	16	7	7
O.M.						
85	Desguaces La Torre	Ford Fiesta ST Line	1	7	7	7
87	Desguaces La Torre	Ford Fiesta ST Line	8	8	1	1
90	Lurauto KK	Mini Cooper	9	10	2	2
85	Desguaces La Torre	Ford Fiesta ST Line	11	15	5	12



CARRERA 2 CER Clase 2-3

Fastest Lap Sequence

Elapsed	Nr Team	Car	Class	Driver	Time	Kph	Lap
4:22.008	8 VSR Motorsport	Peugeot RCZ	D3	Antonio Castillo (JF)	2:10.509	140.0	2
37:47.867	8 VSR Motorsport	Peugeot RCZ	D3	Ivan Velasco	2:09.224	141.4	2
39:56.962	8 VSR Motorsport	Peugeot RCZ	D3	Ivan Velasco	2:09.095	141.6	3
42:06.004	8 VSR Motorsport	Peugeot RCZ	D3	Ivan Velasco	2:09.042	141.6	4
46:06.087	21 Chefo Sport	Peugeot RCZ	D3	Mariano Alonso	2:09.035	141.6	5
50:45.218	8 VSR Motorsport	Peugeot RCZ	D3	Ivan Velasco	2:08.959	141.7	8

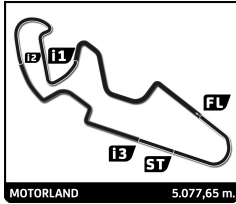


CARRERA 2 CER Clase 2-3

Analysis by lap

Lapped 1

Nr	Lap Time	Gap	Nr	Lap Time	Gap	Nr	Lap Time	Gap	Nr	Lap Time	Gap	Nr	Lap Time	Gap
Lap 1														
8	2:11.499	0.000	27	2:22.732	26.964	18	5:06.240	46.362	92	5:12.791	2:54.008	46	5:05.712	2:36.303
11	2:13.259	1.760	4	2:22.832	30.141	33	5:08.458	1:02.944	93	5:12.868	2:55.103	86	5:04.277	2:36.814
26	2:14.205	2.706	85	2:22.720	30.849	25	5:06.842	1:07.859	84	5:14.092	3:56.793	27	5:05.070	2:38.770
29	2:17.027	5.528	89	2:22.788	32.648	24	5:08.711	1:15.824	94	5:25.224	4:13.189	4	5:03.571	2:39.876
21	2:17.450	5.951	87	2:22.609	33.287	31	5:08.815	1:19.198	Lap 6			85	4:55.759	2:48.881
18	2:18.192	6.693	12	2:22.419	35.619	43	5:08.186	1:20.466	8	4:54.213	89	4:51.401	2:54.047	
25	2:22.184	10.685	90	2:25.889	40.376	14	5:05.607	1:22.544	11	4:54.017	4.700	12	4:47.470	2:54.271
33	2:22.360	10.861	81	2:26.405	40.438	20	5:16.512	1:47.537	29	4:54.305	13.211	92	4:42.197	2:58.316
14	2:24.436	12.937	82	2:25.921	40.574	55	5:11.754	1:49.800	21	4:55.198	16.953	90	4:46.242	2:58.356
24	2:24.446	12.947	88	2:26.836	41.286	66	5:12.110	1:50.986	18	5:02.625	1:00.565	93	4:41.799	2:59.301
31	2:24.629	13.130	92	2:26.352	42.990	37	5:11.985	1:52.478	33	5:01.807	1:20.734	82	4:45.393	3:00.408
43	2:24.819	13.320	97	2:26.784	43.977	46	5:12.577	1:55.058	26	5:01.868	1:22.213	97	4:47.219	3:00.857
66	2:25.440	13.941	93	2:27.122	45.913	86	5:12.689	1:56.160	25	5:02.926	1:26.346	81	4:49.722	3:03.970
27	2:26.240	14.741	84	2:40.653	1:00.355	27	5:12.882	1:57.362	24	5:11.347	1:47.237	84	4:19.089	3:35.717
55	2:26.280	14.781	94	3:58.369	2:18.833	4	5:13.124	2:00.643	31	5:08.760	1:51.066	Lap 8		
20	2:26.772	15.273	Lap 3			85	5:09.942	2:09.554	43	5:09.178	1:52.928	8	3:43.473	
38	2:28.629	17.130	8	3:47.231	89	5:07.974	2:17.629	14	5:08.694	1:54.302	29	3:33.709	0.843	
4	2:29.317	17.818	11	3:53.005	7.608	87	5:07.689	2:19.040	20	5:16.425	2:26.181	11	3:42.718	2.118
37	2:29.438	17.939	26	3:54.959	11.063	12	5:08.416	2:21.763	55	5:15.870	2:27.866	94	3:58.812	1 Lap
46	2:30.045	18.546	29	3:57.335	16.710	90	5:08.319	2:26.275	66	5:16.019	2:28.675	21	3:33.568	3.837
85	2:30.137	18.638	21	4:01.894	23.329	97	5:09.190	2:30.024	37	5:15.535	2:30.057	18	3:12.276	24.874
86	2:30.689	19.190	18	4:14.629	36.642	81	5:11.204	2:32.643	46	5:16.325	2:32.842	33	3:00.846	38.824
89	2:31.868	20.369	33	4:22.971	51.006	82	5:11.083	2:33.776	86	5:17.429	2:34.788	26	2:59.667	39.537
87	2:32.686	21.187	25	4:29.250	57.537	92	5:10.633	2:34.729	27	5:17.715	2:35.951	25	3:00.891	43.714
12	2:35.208	23.709	24	4:34.856	1:03.633	93	5:10.365	2:35.747	4	5:17.019	2:38.556	43	2:38.222	54.318
81	2:36.041	24.542	31	4:36.978	1:06.903	84	5:37.065	3:36.213	85	5:19.627	2:55.373	14	2:37.742	54.684
88	2:36.458	24.959	43	4:38.137	1:08.800	94	5:23.878	3:41.477	89	5:21.184	3:04.897	24	2:50.114	56.742
90	2:36.495	24.996	14	4:42.514	1:13.457	Lap 5			87	5:21.260	3:06.638	31	2:43.925	58.236
82	2:36.661	25.162	20	4:52.746	1:27.545	8	4:53.512	12	5:21.474	3:09.052	37	2:19.254	1:11.501	
92	2:38.646	27.147	55	5:00.955	1:34.566	11	4:54.058	4.896	90	5:19.482	3:14.365	46	2:20.200	1:13.030
97	2:39.201	27.702	66	5:01.228	1:35.396	29	4:54.594	13.119	97	5:18.808	3:15.889	86	2:21.409	1:14.750
93	2:40.799	29.300	37	4:59.084	1:37.013	21	4:52.478	15.968	81	5:18.790	3:16.499	66	2:29.499	1:20.251
39	2:41.479	29.980	46	5:00.740	1:39.001	18	4:59.303	52.153	82	5:18.501	3:17.266	55	2:30.611	1:21.820
84	2:41.710	30.211	86	5:01.588	1:39.991	33	5:03.708	1:13.140	92	5:18.575	3:18.370	20	2:34.028	1:23.170
94	2:42.472	30.973	27	5:01.267	1:41.000	26	6:03.009	1:14.558	93	5:18.863	3:19.753	27	2:29.718	1:25.015
Lap 2			4	5:01.129	1:44.039	25	5:03.286	1:17.633	84	5:16.299	4:18.879	4	2:35.174	1:31.577
8	2:10.509		85	5:12.514	1:56.132	24	5:07.791	1:30.103	85	5:19.627	2:55.373	87	2:25.302	1:35.483
11	2:10.583	1.834	89	5:20.758	2:06.175	31	5:10.833	1:36.519	89	5:21.184	3:04.897	85	2:31.814	1:37.222
26	2:11.138	3.335	87	5:21.815	2:07.871	43	5:11.009	1:37.963	87	5:21.260	3:06.638	90	2:23.694	1:38.577
29	2:11.587	6.606	12	5:21.479	2:09.867	14	5:10.789	1:39.821	8	5:02.251	92	2:27.272	1:42.115	
21	2:13.224	8.666	90	5:21.331	2:14.476	20	5:09.944	2:03.969	11	5:00.424	2.873	12	2:31.825	1:42.623
18	2:13.060	9.244	97	5:20.608	2:17.354	55	5:09.921	2:06.209	29	4:59.647	10.607	93	2:28.075	1:43.903
33	2:14.914	15.266	81	5:24.752	2:17.959	66	5:09.395	2:06.869	21	4:59.040	13.742	89	2:33.660	1:44.234
25	2:15.342	15.518	82	5:25.870	2:19.213	37	5:09.769	2:08.735	18	4:57.757	56.071	82	2:27.360	1:44.295
24	2:13.570	16.008	92	5:24.857	2:20.616	46	5:09.184	2:10.730	33	5:02.968	1:21.451	97	2:28.225	1:45.609
31	2:14.535	17.156	93	5:23.220	2:21.902	86	5:08.924	2:11.572	26	5:03.381	1:23.343	Lap 9		
43	2:15.083	17.894	84	5:42.544	2:55.668	27	5:08.599	2:12.449	25	5:02.201	1:26.296	29	2:19.549	
14	2:15.746	18.174	94	4:42.517	3:14.119	4	5:08.619	2:15.750	24	5:05.115	1:50.101	21	2:18.662	2.107
55	2:16.570	20.842	Lap 4			85	5:13.917	2:29.959	31	5:08.969	1:57.784	94	2:35.214	1 Lap
66	2:17.967	21.399	8	4:56.520	89	5:13.809	2:37.926	43	5:08.892	1:59.569	18	2:19.782	24.264	
20	2:17.266	22.030	11	4:53.262	4.350	87	5:14.063	2:39.591	14	5:08.364	2:00.415	33	2:18.660	37.092
37	2:17.730	25.160	26	4:50.518	5.061	12	5:13.540	2:41.791	20	5:08.685	2:32.615	43	2:18.089	52.015
46	2:17.455	25.492	29	4:51.847	12.037	90	5:16.333	2:49.096	66	5:07.801	2:34.225	14	2:19.647	53.939
86	2:16.953	25.634	21	4:50.193	17.002	97	5:14.782	2:51.294	55	5:09.067	2:34.682			
						81	5:12.791	2:51.922	37	5:07.914	2:35.720			
						82	5:12.714	2:52.978						

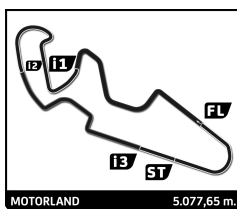


CARRERA 2 CER Clase 2-3

Analysis by lap

Lapped

Nr	Lap Time	Gap	Nr	Lap Time	Gap	Nr	Lap Time	Gap	Nr	Lap Time	Gap	Nr	Lap Time	Gap
81	3:55.323	1 Lap	Lap 11			55	2:14.474	2:09.379	20	2:14.119	1:41.987	14	2:12.883	1:19.922
37	2:18.515	1:09.624	11	2:12.615		Lap 13			86	2:15.156	1:49.900	82	2:25.785	1 Lap
11	3:28.312	1:10.038	92	3:44.609	1 Lap	11	2:10.979	46	2:18.313	1:52.734	33	2:13.121	1:29.215	
46	2:18.900	1:11.538	21	2:10.530	4.363	21	2:09.367	2.083	66	2:13.895	1:58.762	92	2:28.878	1 Lap
86	2:18.535	1:12.893	82	3:43.009	1 Lap	27	2:20.095	1 Lap	84	2:30.873	1 Lap	43	2:18.085	1:31.720
84	3:56.069	1 Lap	87	3:59.776	1 Lap	85	2:21.523	1 Lap	93	2:34.426	1 Lap	24	2:12.540	1:40.848
8	3:59.435	1:39.043	81	2:24.420	1 Lap	89	2:21.525	1 Lap	Lap 15			18	2:15.897	1:45.364
90	2:24.623	1:42.808	8	2:09.095	23.648	8	2:11.317	22.352	11	2:09.242		20	2:12.984	1:49.126
87	2:27.907	1:42.998	29	2:12.110	26.429	29	2:14.666	31.342	21	2:09.245	1.115	97	2:23.713	1 Lap
97	2:26.756	1:51.973	25	2:12.154	44.279	12	2:26.220	1 Lap	94	2:29.065	2 Laps	86	2:14.293	2:00.745
93	2:28.529	1:52.040	26	2:12.015	47.719	87	2:23.518	1 Lap	4	2:17.094	1 Lap	66	2:14.156	2:02.776
25	3:28.729	1:52.051	84	2:32.038	1 Lap	81	2:25.238	1 Lap	55	2:14.318	1 Lap	46	2:13.182	2:06.622
92	2:30.867	1:52.590	31	2:13.038	1:02.259	82	2:27.885	1 Lap	8	2:09.569	22.042			
82	2:31.408	1:55.311	18	2:18.924	1:03.162	92	2:31.233	1 Lap	27	2:19.892	1 Lap			
26	3:38.040	1:57.185	14	2:13.501	1:05.217	26	2:11.157	48.752	85	2:22.200	1 Lap			
31	3:31.148	2:08.992	43	2:13.850	1:07.614	25	2:12.877	48.858	29	2:11.976	35.833			
24	3:51.774	2:28.124	33	2:12.746	1:15.814	31	2:13.160	1:07.642	89	2:22.160	1 Lap			
66	3:34.385	2:34.244	94	3:54.507	1 Lap	14	2:12.638	1:10.809	26	2:11.811	53.371			
20	3:31.640	2:34.418	24	2:13.907	1:23.635	43	2:14.331	1:14.144	12	2:23.056	1 Lap			
85	3:38.398	2:55.228	20	2:13.849	1:31.690	97	2:26.386	1 Lap	87	2:22.964	1 Lap			
94	2:39.025	2:57.541	66	2:15.299	1:34.327	33	2:13.208	1:19.979	25	2:16.092	59.760			
4	3:49.984	3:01.169	86	2:15.055	1:35.784	18	2:21.574	1:23.651	81	2:22.722	1 Lap			
89	3:39.821	3:03.663	46	2:14.503	1:47.019	24	2:14.658	1:30.431	82	2:24.683	1 Lap			
27	3:59.199	3:03.822	4	2:15.176	1:58.153	93	2:37.085	1 Lap	92	2:25.528	1 Lap			
12	3:42.261	3:04.492	55	2:15.307	2:05.581	20	2:13.539	1:37.874	31	2:13.081	1:14.245			
55	4:08.845	3:10.273	85	2:23.110	2:07.788	84	2:29.346	1 Lap	14	2:12.301	1:16.344			
81	2:23.227	3:18.655	27	2:18.860	2:08.011	66	2:15.666	1:44.427	43	2:13.956	1:22.940			
Lap 10			Lap 12			86	2:15.735	1:44.750	33	2:12.302	1:25.399			
11	2:11.061		11	2:10.676		46	2:15.137	1:54.873	24	2:13.442	1:37.613			
21	3:25.440	6.448	21	2:10.008	3.695	94	2:29.995	1 Lap	18	2:17.080	1:38.772			
29	3:48.033	26.934	89	2:22.263	1 Lap	Lap 14			97	2:24.224	1 Lap			
8	2:09.224	27.168	12	2:28.496	1 Lap	11	2:10.006		20	2:12.702	1:45.447			
84	2:32.146	1 Lap	92	2:25.728	1 Lap	4	2:16.917	1 Lap	86	2:15.099	1:55.757			
25	2:13.788	44.740	82	2:24.805	1 Lap	21	2:09.035	1.112	66	2:14.433	1:57.925			
26	2:12.233	48.319	87	2:22.106	1 Lap	55	2:15.514	1 Lap	46	2:13.225	2:02.745			
90	2:29.219	50.928	81	2:22.501	1 Lap	27	2:18.693	1 Lap	Lap 16					
18	3:53.688	56.853	8	2:09.042	22.014	85	2:21.714	1 Lap	11	2:09.305				
97	2:30.672	1:01.546	29	2:11.902	27.655	8	2:09.369	21.715	21	2:09.104	0.914			
31	2:13.943	1:01.836	25	2:13.357	46.960	89	2:22.177	1 Lap	84	2:29.911	2 Laps			
14	3:31.491	1:04.331	26	2:11.531	48.574	29	2:11.763	33.099	93	2:31.814	2 Laps			
93	2:34.519	1:05.460	97	4:21.750	1 Lap	12	2:23.907	1 Lap	55	2:14.461	1 Lap			
43	3:35.463	1:06.379	31	2:13.878	1:05.461	87	2:22.991	1 Lap	4	2:16.213	1 Lap			
33	3:59.690	1:15.683	14	2:14.609	1:09.150	81	2:21.897	1 Lap	8	2:08.959	21.696			
24	2:15.318	1:22.343	93	4:28.124	1 Lap	26	2:12.056	50.802	94	2:29.701	2 Laps			
20	2:17.137	1:30.456	43	2:13.854	1:10.792	82	2:25.181	1 Lap	29	2:10.911	37.439			
66	2:18.498	1:31.643	18	2:20.570	1:13.056	25	2:14.058	52.910	93	2:22.631	1 Lap			
86	3:41.550	1:33.344	33	2:12.612	1:17.750	92	2:26.071	1 Lap	85	2:22.722	1 Lap			
46	3:54.692	1:45.131	84	2:32.148	1 Lap	31	2:12.770	1:10.406	89	2:21.038	1 Lap			
4	2:15.522	1:55.592	24	2:13.793	1:26.752	14	2:12.482	1:13.285	26	2:10.957	55.023			
85	2:23.164	1:57.293	20	2:14.300	1:35.314	43	2:14.088	1:18.226	25	2:16.326	1:06.781			
27	2:19.043	2:01.766	94	2:28.295	1 Lap	33	2:12.366	1:22.339	87	2:23.512	1 Lap			
55	2:13.715	2:02.889	66	2:16.089	1:39.740	97	2:23.500	1 Lap	81	2:23.253	1 Lap			
89	2:22.368	2:04.932	86	2:14.886	1:39.994	18	2:17.289	1:30.934	12	2:29.167	1 Lap			
12	2:27.531	2:10.924	46	2:14.372	1:50.715	24	2:12.988	1:33.413	31	2:14.112	1:19.052			
			4	2:16.775	2:04.252									

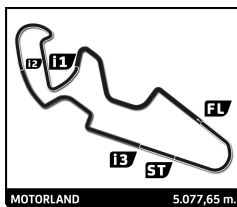


CARRERA 2 CER Clase 2-3

Sector Analysis

■ Personal Best
 ■ Session Best
 ■ Crossing the finish line in the pit lane

Lap	D	Time	Sector 1	Sector 2	Sector 3	Sector 4	Elapsed	Lap	D	Time	Sector 1	Sector 2	Sector 3	Sector 4	Elapsed	
4		Henri Pelfiegue Renault Spider D5 1.Henri Pelfiegue (JF) 2.Edouard Atkattlian (JF)								Peña Autocross Arteixo Renault Clio Cup III D5 1.Juan Campos						
1	2	2:29.317	46.479	40.616	37.489	24.733	2:29.317	1	1	2:35.208	48.643	42.487	38.378	25.700	2:35.208	
2	2	2:22.832	40.313	40.440	37.119	24.960	4:52.149	2	1	2:22.419	40.333	39.400	36.965	25.721	4:57.627	
3	2	5:01.129	1:17.965	1:21.115	1:14.177	1:07.872	9:53.278	3	1	5:21.479	1:30.308	1:22.309	1:18.265	1:10.597	10:19.106	
4	2	5:13.124	1:30.175	1:20.796	1:15.070	1:07.083	15:06.402	4	1	5:08.416	1:31.794	1:19.108	1:12.322	1:05.192	15:27.522	
5	2	5:08.619	1:26.103	1:20.890	1:14.195	1:07.431	20:15.021	5	1	5:13.540	1:28.909	1:20.606	1:16.430	1:07.595	20:41.062	
6	2	5:17.019	1:30.641	1:24.438	1:17.464	1:04.476	25:32.040	6	1	5:21.474	1:28.256	1:23.653	1:19.732	1:09.833	26:02.536	
7	2	5:03.571	1:29.285	1:22.237	1:14.217	57.832	30:35.611	7	1	4:47.470	1:27.420	1:21.018	1:16.267	42.765	30:50.006	
8	2	2:35.174	42.961	40.940	38.869	32.404	33:10.785	8	1	2:31.825	B	41.407	40.166	37.555	33:21.831	
9	1	3:49.984	2:09.801	38.793	36.925	24.465	37:00.769	9	1	3:42.261	1:55.804	39.701	39.634	27.122	37:04.092	
10	1	2:15.522	38.322	37.694	35.243	24.263	39:16.291	10	1	2:27.531	41.819	41.189	38.193	26.330	39:31.623	
11	1	2:15.176	37.655	37.218	35.955	24.348	41:31.467	11	1	2:28.496	43.862	40.895	37.723	26.016	42:00.119	
12	1	2:16.775	38.660	38.266	35.092	24.757	43:48.242	12	1	2:26.220	41.805	40.605	37.571	26.239	44:26.339	
13	1	2:16.917	39.091	37.526	35.379	24.921	46:05.159	13	1	2:23.907	41.550	39.663	36.900	25.794	46:50.246	
14	1	2:17.094	39.120	37.896	35.811	24.267	48:22.253	14	1	2:23.056	40.467	39.595	37.016	25.978	49:13.302	
15	1	2:16.213	38.475	37.875	35.111	24.752	50:38.466	15	1	2:29.167	42.811	40.064	37.174	29.118	51:42.469	
8		VSR Motorsport Peugeot RCZ D3 1.Ivan Velasco 2.Antonio Castillo (JF)								Skualo Competición Renault Clio Cup IV D4 1.Henk Van Zoest (JF)						
1	2	2:11.499	37.681	36.412	34.177	23.229	2:11.499	1	1	2:24.436	43.796	38.486	37.141	25.013	2:24.436	
2	2	2:10.509	36.320	36.487	34.384	23.318	4:22.008	2	1	2:15.746	39.512	37.780	34.823	23.631	4:40.182	
3	2	3:47.231	36.113	1:04.903	1:04.351	1:01.864	8:09.239	3	1	4:42.514	1:02.139	1:14.551	1:18.139	1:07.685	9:22.696	
4	2	4:56.520	1:24.601	1:15.477	1:12.447	1:03.995	13:05.759	4	1	5:05.607	1:25.965	1:15.525	1:15.932	1:08.185	14:28.303	
5	2	4:53.512	1:23.234	1:15.503	1:10.864	1:03.911	17:59.271	5	1	5:10.789	1:28.745	1:17.195	1:16.240	1:08.609	19:39.092	
6	2	4:54.213	1:22.593	1:14.576	1:11.760	1:05.284	22:53.484	6	1	5:08.694	1:27.057	1:19.535	1:14.191	1:07.911	24:47.786	
7	2	5:02.251	1:24.661	1:20.146	1:12.709	1:04.735	27:55.735	7	1	5:08.364	1:26.877	1:20.328	1:13.730	1:07.429	29:56.150	
8	2	3:43.473	B	1:25.260	1:10.171	39.748	28.294	31:39.208	8	1	2:37.742	59.977	38.354	35.746	23.665	32:33.892
9	1	3:59.435	2:25.143	36.980	34.096	23.216	35:38.643	9	1	2:19.647	B	38.022	38.277	34.850	28.498	34:53.539
10	1	2:09.224	36.119	36.386	33.672	23.047	37:47.867	10	1	3:31.491	1:55.277	37.814	34.861	23.539	38:25.030	
11	1	2:09.095	36.384	36.308	33.457	22.946	39:56.962	11	1	2:13.501	37.700	37.418	34.674	23.709	40:38.531	
12	1	2:09.042	35.946	36.520	33.684	22.892	42:06.004	12	1	2:14.609	37.280	38.392	34.573	24.364	42:53.140	
13	1	2:11.317	37.839	36.583	33.926	22.969	44:17.321	13	1	2:12.638	37.405	37.084	34.575	23.574	45:05.778	
14	1	2:09.369	35.752	36.344	34.419	22.854	46:26.690	14	1	2:12.482	37.399	37.063	34.423	23.597	47:18.260	
15	1	2:09.569	36.674	36.137	33.806	22.952	48:36.259	15	1	2:12.301	37.189	37.050	34.472	23.590	49:30.561	
16	1	2:08.959	36.204	36.084	33.864	22.807	50:45.218	16	1	2:12.883	37.257	36.901	35.041	23.684	51:43.444	
11		Laurent Puigmal Peugeot RCZ D3 1.Laurent Puigmal								CD Plemar Sport Renault Clio Cup IV D4 1.José Luis López (JF) 2.Alvaro Rodríguez						
1	1	2:13.259	38.880	36.919	34.301	23.159	2:13.259	1	2	2:18.192	42.443	37.383	34.712	23.654	2:18.192	
2	1	2:10.583	36.374	36.662	34.359	23.188	4:23.842	2	2	2:13.060	37.142	37.103	35.215	23.600	4:31.252	
3	1	3:53.005	40.895	1:04.502	1:04.767	1:02.841	8:16.847	3	2	4:14.629	43.935	1:12.277	1:11.002	1:07.415	8:45.881	
4	1	4:53.262	1:22.373	1:14.421	1:11.982	1:04.486	13:10.109	4	2	5:06.240	1:27.511	1:17.016	1:14.610	1:07.103	13:52.121	
5	1	4:54.058	1:21.408	1:15.117	1:11.848	1:05.685	18:04.167	5	2	4:59.303	1:25.995	1:15.890	1:12.246	1:05.172	18:51.424	
6	1	4:54.017	1:21.401	1:13.459	1:12.279	1:06.878	22:58.184	6	2	5:02.625	1:25.804	1:18.806	1:12.743	1:05.272	23:54.049	
7	1	5:00.424	1:22.140	1:20.476	1:12.157	1:05.651	27:58.608	7	2	4:57.757	1:24.031	1:17.460	1:11.558	1:04.708	28:51.806	
8	1	3:42.718	B	1:24.830	1:08.748	39.961	29.179	31:41.326	8	2	3:12.276	1:23.965	47.000	36.929	24.382	32:04.082
9	1	3:28.312	1:52.834	37.553	34.641	23.284	35:09.638	9	2	2:19.782	B	38.491	37.451	35.390	28.450	34:23.864
10	1	2:11.061	37.036	36.800	34.166	23.059	37:20.699	10	1	3:53.688	2:11.926	40.199	36.616	24.947	38:17.552	
11	1	2:12.615	37.512	36.521	35.281	23.301	39:33.314	11	1	2:18.924	39.298	38.748	36.175	24.703	40:36.476	
12	1	2:10.676	36.804	36.433	34.351	23.088	41:43.990	12	1	2:20.570	38.682	40.194	37.049	24.645	42:57.046	
13	1	2:10.979	37.059	36.717	33.994	23.209	43:54.969	13	1	2:21.574	42.484	39.105	35.743	24.242	45:18.620	
14	1	2:10.006	36.751	36.254	33.795	23.206	46:04.975	14	1	2:17.289	39.009	38.382	35.862	24.036	47:35.909	
15	1	2:09.242	36.182	36.437	33.756	22.867	48:14.217	15	1	2:17.080	38.467	38.674	36.060	23.879	49:52.989	
16	1	2:09.305	36.022	36.216	34.098	22.969	50:23.522	16	1	2:15.897	37.974	37.850	36.026	24.047	52:08.886	

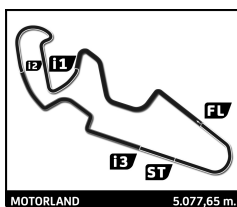


CARRERA 2 CER Clase 2-3

Sector Analysis

■ Personal Best
 ■ Session Best
 ■ Crossing the finish line in the pit lane

Lap	D	Time	Sector 1	Sector 2	Sector 3	Sector 4	Elapsed	Lap	D	Time	Sector 1	Sector 2	Sector 3	Sector 4	Elapsed	
16	1	2:13.182	37.215	37.178	34.845	23.944	52:30.144									
55		Motor Club Sabadell					Renault Clio Cup IV		82		Motor Club S.R. Pitius					Ford Fiesta ST Line
		1.Marc Cejudo (Jr.)					D4			1.Sergio Torres (Jr.)					O.M.	
		2.Jose Luis Cejudo								2.Marcelo Torres						
1	2	2:26.280	45.749	39.663	36.129	24.739	2:26.280	1	2	2:36.661	49.225	42.310	38.927	26.199	2:36.661	
2	2	2:16.570	38.705	38.072	36.025	23.768	4:42.850	2	2	2:25.921	40.828	40.204	38.656	26.233	5:02.582	
3	2	5:00.955	1:20.189	1:18.713	1:14.511	1:07.542	9:43.805	3	2	5:25.870	1:44.008	1:13.954	1:15.682	1:12.226	10:28.452	
4	2	5:11.754	1:30.515	1:18.272	1:15.388	1:07.579	14:55.559	4	2	5:11.083	1:31.523	1:18.205	1:13.990	1:07.365	15:39.535	
5	2	5:09.921	1:28.353	1:18.920	1:15.076	1:07.572	20:05.480	5	2	5:12.714	1:28.044	1:17.844	1:16.625	1:10.201	20:52.249	
6	2	5:15.870	1:30.912	1:22.491	1:16.234	1:06.233	25:21.350	6	2	5:18.501	1:28.702	1:21.265	1:17.988	1:10.546	26:10.750	
7	2	5:09.067	1:30.873	1:19.542	1:13.378	1:05.274	30:30.417	7	2	4:45.393	1:28.306	1:20.794	1:14.781	41.512	30:56.143	
8	2	2:30.611	B	43.283	40.867	37.014	29.447	33:01.028	8	2	2:27.360	41.364	41.569	38.253	26.174	33:23.503
9	1	4:08.845	2:29.483	39.399	35.487	24.476	37:09.873	9	2	2:31.408	B	41.615	40.850	38.191	30.752	35:54.911
10	1	2:13.715	37.312	37.633	34.865	23.905	39:23.588	10	1	3:43.009	1:58.024	41.009	37.961	26.015	39:37.920	
11	1	2:15.307	37.798	37.551	35.944	24.014	41:38.895	11	1	2:24.805	40.523	40.739	37.670	25.873	42:02.725	
12	1	2:14.474	37.813	37.512	35.257	23.892	43:53.369	12	1	2:27.885	41.764	41.174	38.655	26.292	44:30.610	
13	1	2:15.514	38.739	38.033	34.885	23.857	46:08.883	13	1	2:25.181	40.627	40.432	38.024	26.098	46:55.791	
14	1	2:14.318	37.220	38.398	34.881	23.819	48:23.201	14	1	2:24.683	40.234	40.881	37.621	25.947	49:20.474	
15	1	2:14.461	38.018	37.969	34.820	23.654	50:37.662	15	1	2:25.785	40.693	40.479	38.779	25.834	51:46.259	
66		Motor Club Sabadell					Renault Clio Cup IV		84		Motor Club S.R. Pitius					Ford Fiesta ST Line
		1.Julio Carayol					D4			1.Enric Bordas (Jr.)					O.M.	
1	1	2:25.440	45.335	39.293	36.367	24.445	2:25.440	1	1	2:41.710	52.013	42.502	39.740	27.455	2:41.710	
2	1	2:17.967	39.163	38.243	35.881	24.680	4:43.407	2	1	2:40.653	42.471	43.289	43.163	31.730	5:22.363	
3	1	5:01.228	1:20.155	1:19.144	1:14.302	1:07.627	9:44.635	3	1	5:42.544	1:36.842	1:26.699	1:23.063	1:15.940	11:04.907	
4	1	5:12.110	1:30.553	1:18.332	1:15.612	1:07.613	14:56.745	4	1	5:37.065	1:37.414	1:24.714	1:20.988	1:13.949	16:41.972	
5	1	5:09.395	1:27.822	1:19.258	1:15.275	1:07.040	20:06.140	5	1	5:14.092	1:31.970	1:20.026	1:15.383	1:06.713	21:56.064	
6	1	5:16.019	1:30.957	1:22.887	1:16.060	1:06.115	25:22.159	6	1	5:16.299	1:29.781	1:21.474	1:15.146	1:09.898	27:12.363	
7	1	5:07.801	1:30.859	1:19.653	1:13.312	1:03.977	30:29.960	7	1	4:19.089	B	1:31.752	1:19.626	54.534	33.177	31:31.452
8	1	2:29.499	B	43.651	40.060	37.370	28.418	32:59.459	8	1	3:56.069	2:05.551	43.226	39.792	27.500	35:27.521
9	1	3:34.385	1:54.106	39.250	36.578	24.451	36:33.844	9	1	2:32.146	42.870	42.644	39.234	27.398	37:59.667	
10	1	2:18.498	39.361	39.428	35.578	24.131	38:52.342	10	1	2:32.038	43.025	42.766	39.149	27.098	40:31.705	
11	1	2:15.299	38.172	37.821	35.304	24.002	41:07.641	11	1	2:32.148	42.820	43.041	38.925	27.362	43:03.853	
12	1	2:16.089	37.938	38.530	35.501	24.120	43:23.730	12	1	2:29.346	42.020	41.678	38.656	26.992	45:33.199	
13	1	2:15.666	38.340	38.289	34.999	24.038	45:39.396	13	1	2:30.873	42.241	42.543	39.016	27.073	48:04.072	
14	1	2:18.313	39.788	38.942	35.631	23.952	47:57.709	14	1	2:29.911	41.891	42.189	38.810	27.021	50:33.983	
15	1	2:14.433	37.653	37.987	34.932	23.861	50:12.142	85		Desguaces La Torre					Ford Fiesta ST Line	
16	1	2:14.156	37.565	37.703	34.944	23.944	52:26.298			1.José Antonio Chicoy					O.M.	
81		Extremadura Rally Team					Ford Fiesta ST Line		1	1	2:30.137	46.171	40.602	37.374	25.990	2:30.137
		1.Miguel Grande (Jr.)					O.M.		2	1	2:22.720	40.093	39.798	37.132	25.697	4:52.857
1	1	2:36.041	48.014	42.343	38.916	26.768	2:36.041	3	1	5:12.514	1:25.010	1:22.357	1:16.677	1:08.470	10:05.371	
2	1	2:26.405	40.762	40.513	38.311	26.819	5:02.446	4	1	5:09.942	1:28.862	1:15.839	1:18.428	1:06.813	15:15.313	
3	1	5:24.752	1:32.929	1:23.458	1:16.338	1:12.027	10:27.198	5	1	5:13.917	1:29.249	1:19.122	1:17.485	1:08.061	20:29.230	
4	1	5:11.204	1:31.816	1:18.340	1:14.163	1:06.885	15:38.402	6	1	5:19.627	1:29.134	1:24.342	1:17.143	1:09.008	25:48.857	
5	1	5:12.791	1:27.919	1:17.796	1:17.416	1:09.660	20:51.193	7	1	4:55.759	1:30.449	1:21.957	1:13.626	49.727	30:44.616	
6	1	5:18.790	1:28.923	1:20.823	1:18.472	1:10.572	26:09.983	8	1	2:31.814	B	41.992	40.819	37.687	31.316	33:16.430
7	1	4:49.722	B	1:28.123	1:20.572	1:15.113	45.914	30:59.705	9	1	3:38.398	1:55.016	39.887	37.278	26.217	36:54.828
8	1	3:55.323	2:10.323	41.409	37.869	25.722	34:55.028	10	1	2:23.164	39.982	40.114	37.369	25.699	39:17.992	
9	1	2:23.227	39.992	40.041	37.609	25.585	37:18.255	11	1	2:23.110	39.814	39.724	38.069	25.503	41:41.102	
10	1	2:24.420	39.764	39.967	38.676	26.013	39:42.675	12	1	2:21.523	39.810	39.681	36.754	25.278	44:02.625	
11	1	2:22.501	40.395	39.777	36.991	25.338	42:05.176	13	1	2:21.714	39.661	39.837	36.764	25.452	46:24.339	
12	1	2:25.238	42.189	39.775	37.322	25.952	44:30.414	14	1	2:22.200	40.035	39.614	37.054	25.497	48:46.539	
13	1	2:21.897	39.628	39.768	37.097	25.404	46:52.311	15	1	2:22.722	40.052	39.891	37.115	25.664	51:09.261	
14	1	2:22.722	39.932	39.884	37.209	25.697	49:15.033	86		Desguaces La Torre					Ford Fiesta ST Line	
15	1	2:23.253	40.035	40.227	37.543	25.448	51:38.286			1.Vicente Gabriel Vallés (JF)					D5	
								1	1	2:30.689	50.457	39.957	36.329	23.946	2:30.689	

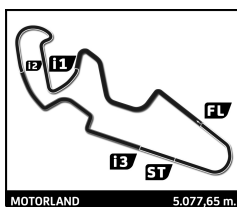


CARRERA 2 CER Clase 2-3

Sector Analysis

■ Personal Best
 ■ Session Best
 ■ Crossing the finish line in the pit lane

Lap	D	Time	Sector 1	Sector 2	Sector 3	Sector 4	Elapsed	Lap	D	Time	Sector 1	Sector 2	Sector 3	Sector 4	Elapsed	
2	1	2:16.953	38.927	38.153	35.964	23.909	4:47.642	90	Lurauto KK						Mini Cooper	
3	1	5:01.588	1:18.932	1:20.989	1:14.082	1:07.585	9:49.230		1.Iker Lujambio						O.M.	
4	1	5:12.689	1:29.812	1:19.431	1:15.637	1:07.809	15:01.919		2.Roberto Alonso							
5	1	5:08.924	1:26.175	1:20.538	1:14.880	1:07.331	20:10.843		1	1	2:36.495	50.689	41.323	38.501	25.982	2:36.495
6	1	5:17.429	1:29.999	1:24.592	1:16.233	1:06.605	25:28.272		2	1	2:25.889	41.528	40.220	38.332	25.809	5:02.384
7	1	5:04.277	1:28.536	1:20.725	1:13.972	1:01.044	30:32.549		3	1	5:21.331	1:30.837	1:21.149	1:18.202	1:11.143	10:23.715
8	1	2:21.409	42.165	39.169	36.059	24.016	32:53.958		4	1	5:08.319	1:32.892	1:17.022	1:13.834	1:04.571	15:32.034
9	1	2:18.535	37.845	38.031	35.274	27.385	35:12.493		5	1	5:16.333	1:31.505	1:15.698	1:19.166	1:09.964	20:48.367
10	1	3:41.550	2:03.181	39.025	35.293	24.051	38:54.043		6	1	5:19.482	1:29.692	1:18.983	1:19.990	1:10.817	26:07.849
11	1	2:15.055	37.841	37.949	35.357	23.908	41:09.098		7	1	4:46.242	1:27.705	1:19.684	1:15.860	42.993	30:54.091
12	1	2:14.886	38.003	37.714	35.387	23.782	43:23.984		8	1	2:23.694	40.937	39.987	37.370	25.400	33:17.785
13	1	2:15.735	38.482	38.318	35.069	23.866	45:39.719		9	1	2:24.623	40.532	40.565	38.233	25.293	35:42.408
14	1	2:15.156	37.700	38.221	35.121	24.114	47:54.875		10	1	2:29.219	40.397	40.651	37.275	30.896	38:11.627
15	1	2:15.099	37.948	37.847	35.194	24.110	50:09.974		92						Lurauto KK	
16	1	2:14.293	37.490	37.947	34.998	23.858	52:24.267		1.Luis M. Garcia						Mini Cooper	
									87						Desguaces La Torre	
								1.Angel Lafuente						O.M.		
1	1	2:32.686	47.206	41.095	38.904	25.481	2:32.686	1	2	2:38.646	51.508	41.973	39.093	26.072	2:38.646	
2	1	2:22.609	39.793	39.414	37.177	26.225	4:55.295	2	2	2:26.352	41.019	40.549	38.477	26.307	5:04.998	
3	1	5:21.815	1:30.526	1:22.585	1:18.245	1:10.459	10:17.110	3	2	5:24.857	1:31.889	1:24.748	1:15.762	1:12.458	10:29.855	
4	1	5:07.689	1:29.428	1:16.719	1:12.868	1:08.674	15:24.799	4	2	5:10.633	1:32.375	1:16.915	1:13.770	1:07.573	15:40.488	
5	1	5:14.063	1:29.599	1:19.772	1:17.059	1:07.633	20:38.862	5	2	5:12.791	1:27.742	1:18.677	1:16.283	1:10.089	20:53.279	
6	1	5:21.260	1:28.607	1:23.812	1:18.593	1:10.248	26:00.122	6	2	5:18.575	1:28.399	1:21.617	1:18.243	1:10.316	26:11.854	
7	1	4:49.267	1:28.001	1:20.573	1:16.543	44.150	30:49.389	7	2	4:42.197	1:28.115	1:20.860	1:14.808	38.414	30:54.051	
8	1	2:25.302	41.301	40.084	37.730	26.187	33:14.691	8	2	2:27.272	41.872	41.220	38.149	26.031	33:21.323	
9	1	2:27.907	40.909	40.052	37.527	29.419	35:42.598	9	2	2:30.867	B	41.416	41.225	38.875	29.351	35:52.190
10	1	3:59.776	2:16.826	39.851	37.554	25.545	39:42.374	10	1	3:44.609	1:58.662	41.413	38.260	26.274	39:36.799	
11	1	2:22.106	40.022	39.827	36.815	25.442	42:04.480	11	1	2:25.728	41.052	40.906	37.757	26.013	42:02.527	
12	1	2:23.518	40.648	39.869	37.506	25.495	44:27.998	12	1	2:31.233	46.326	40.758	37.685	26.464	44:33.760	
13	1	2:22.991	40.218	40.179	37.094	25.500	46:50.989	13	1	2:26.071	40.646	40.995	38.422	26.008	46:59.831	
14	1	2:22.964	40.136	40.218	37.191	25.419	49:13.953	14	1	2:25.528	40.269	41.046	38.041	26.172	49:25.359	
15	1	2:23.512	40.749	40.037	37.100	25.626	51:37.465	15	1	2:28.878	44.218	41.187	37.634	25.839	51:54.237	
								88						Moto Club Igualada		Ford Fiesta ST Line
								1.Marcel Abad (Jr.)						O.M.		
1	1	2:36.458	48.317	42.001	38.489	27.651	2:36.458	93						Lurauto KK		
2	1	2:26.836	41.859	40.485	38.486	26.006	5:03.294	1.Mikel Huarte (JF)						Mini Cooper		
								2.Ainara Agurretxe (Da)						O.M.		
1	1	2:40.799	52.354	43.241	39.143	26.061	2:40.799	1	1	2:40.799	52.354	43.241	39.143	26.061	2:40.799	
2	1	2:27.122	40.879	40.929	38.810	26.504	5:07.921	2	1	2:27.122	40.879	40.929	38.810	26.504	5:07.921	
3	1	5:23.220	1:28.118	1:27.033	1:15.675	1:12.394	10:31.141	3	1	5:23.220	1:28.118	1:27.033	1:15.675	1:12.394	10:31.141	
4	1	5:10.365	1:32.498	1:16.300	1:14.036	1:07.531	15:41.506	4	1	5:10.365	1:32.498	1:16.300	1:14.036	1:07.531	15:41.506	
5	1	5:12.868	1:27.400	1:18.898	1:16.869	1:09.701	20:54.374	5	1	5:12.868	1:27.400	1:18.898	1:16.869	1:09.701	20:54.374	
6	1	5:18.863	1:28.209	1:22.050	1:18.210	1:10.394	26:13.237	6	1	5:18.863	1:28.209	1:22.050	1:18.210	1:10.394	26:13.237	
7	1	4:41.799	1:27.575	1:20.743	1:16.105	37.376	30:55.036	7	1	4:41.799	1:27.575	1:20.743	1:16.105	37.376	30:55.036	
8	1	2:28.075	42.028	41.585	38.249	26.213	33:23.111	8	1	2:28.075	42.028	41.585	38.249	26.213	33:23.111	
9	1	2:28.529	41.286	41.903	38.392	26.948	35:51.640	9	1	2:28.529	41.286	41.903	38.392	26.948	35:51.640	
10	1	2:34.519	B	42.497	42.548	38.780	38:26.159	10	1	2:34.519	B	42.497	42.548	38.780	38:26.159	
11	2	4:28.124	2:36.306	43.664	40.434	27.720	42:54.283	11	2	4:28.124	2:36.306	43.664	40.434	27.720	42:54.283	
12	2	2:37.085	46.298	42.631	40.724	27.432	45:31.368	12	2	2:37.085	46.298	42.631	40.724	27.432	45:31.368	
13	2	2:34.426	44.428	43.258	39.840	26.900	48:05.794	13	2	2:34.426	44.428	43.258	39.840	26.900	48:05.794	
14	2	2:31.814	42.259	43.016	39.848	26.691	50:37.608	14	2	2:31.814	42.259	43.016	39.848	26.691	50:37.608	
								94						Lurauto KK		Mini Cooper
								1.Riccardo Marchesi						O.M.		
								2.Diego Carluccio								
1	2	2:42.472	53.822	42.923	39.333	26.394	2:42.472	1	2	2:42.472	53.822	42.923	39.333	26.394	2:42.472	
2	2	3:58.369	42.549	56.130	56.025	1:23.665	6:40.841	2	2	3:58.369	42.549	56.130	56.025	1:23.665	6:40.841	
3	2	4:42.517	1:21.971	1:09.928	1:10.162	1:00.456	11:23.358	3	2	4:42.517	1:21.971	1:09.928	1:10.162	1:00.456	11:23.358	
4	2	5:23.878	1:27.803	1:22.715	1:20.756	1:12.604	16:47.236	4	2	5:23.878	1:27.803	1:22.715	1:20.756	1:12.604	16:47.236	
5	2	5:25.224	1:34.201	1:22.244	1:18.302	1:10.477	22:12.460	5	2	5:25.224	1:34.201	1:22.244	1:18.302	1:10.477	22:12.460	
6	2	5:31.630	1:33.416	1:32.515	1:15.609	1:10.090	27:44.090	6	2	5:31.630	1:33.416	1:32.515	1:15.609	1:10.090	27:44.090	



CARRERA 2 CER Clase 2-3

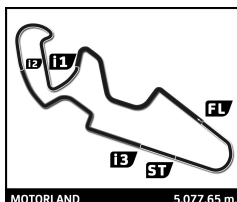
Sector Analysis

■ Personal Best
 ■ Session Best
 B Crossing the finish line in the pit lane

Lap	D	Time	Sector 1	Sector 2	Sector 3	Sector 4	Elapsed	Lap	D	Time	Sector 1	Sector 2	Sector 3	Sector 4	Elapsed
7	2	3:58.812	1:26.105	1:14.842	49.742	28.123	31:42.902								
8	2	2:35.214	43.886	43.333	40.870	27.125	34:18.116								
9	2	2:39.025 B	42.976	42.795	40.117	33.137	36:57.141								
10	1	3:54.507	2:06.719	41.711	39.062	27.015	40:51.648								
11	1	2:28.295	41.920	40.835	38.391	27.149	43:19.943								
12	1	2:29.995	41.788	42.433	38.648	27.126	45:49.938								
13	1	2:29.065	42.153	41.672	38.386	26.854	48:19.003								
14	1	2:29.701	42.507	42.175	38.147	26.872	50:48.704								

97	Lurauto KK	Mini Cooper
	1. Ion Villar	O.M.
	2. Iñaki Yabar	

1	2	2:39.201	49.721	43.503	39.881	26.096	2:39.201
2	2	2:26.784	41.145	40.744	38.540	26.355	5:05.985
3	2	5:20.608	1:28.574	1:22.780	1:16.736	1:12.518	10:26.593
4	2	5:09.190	1:31.798	1:17.533	1:13.728	1:06.131	15:35.783
5	2	5:14.782	1:29.774	1:17.364	1:17.344	1:10.300	20:50.565
6	2	5:18.808	1:28.910	1:19.878	1:19.353	1:10.667	26:09.373
7	2	4:47.219	1:27.980	1:20.190	1:15.519	43.530	30:56.592
8	2	2:28.225	42.124	41.128	38.730	26.243	33:24.817
9	2	2:26.756	41.048	40.850	38.922	25.936	35:51.573
10	2	2:30.672 B	41.283	41.058	38.354	29.977	38:22.245
11	1	4:21.750	2:37.107	40.829	37.546	26.268	42:43.995
12	1	2:26.386	41.103	41.378	37.490	26.415	45:10.381
13	1	2:23.500	40.271	40.598	36.728	25.903	47:33.881
14	1	2:24.224	40.112	41.506	36.707	25.899	49:58.105
15	1	2:23.713	40.323	40.371	37.092	25.927	52:21.818



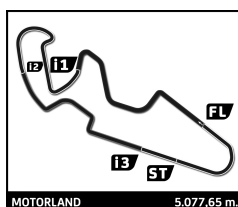
CARRERA 2 CER GT (48 Minutes +1 Lap)

Official Starting Grid

			- 17 -	71	Club Jarama Sport	Victor Pico (JF)	2:16.058	
2:13.082	Eduardo Lázaro (JF)	RC2 Junior Team	35	- 16 -	64	Pierre Arraou	Pierre Arraou (JF)	2:12.084
2:03.739	Alba Cano (Da)	Monlau Competición	15	- 15 -	10	Pcr Sport	Josep Parera (JF)	2:03.094
2:02.592	Arturo Espuny	Motor Club Sabadell	70	- 14 -	72	Pcr Sport	Harriet Arruabarrena	2:02.402
2:02.260	Gonzalo Martín	SMC Junior Motorsport	2	- 13 -	23	RC2 Junior Team	Rubén Fernandez	2:01.997
2:01.434	Ruben Martínez	RC2 Junior Team	17	- 12 -	36	Pcr Sport	Guillermo Aso	2:01.166
2:01.160	Alberto Vescovi (JF)	Baporo Motorsport	77	- 11 -	16	Tecnicars Racing Team	Evgeni Leonov	2:00.920
2:00.730	Amalia Vinyes (Da)	Baporo Motorsport	13	- 10 -	7	Monlau Competición	Álex Cosin	1:59.050
			- 9 -					
			- 8 -					
			- 7 -	101	Philippe Gruau	Philippe Gruau (JF)	2:05.775	
2:06.903	Albert Estragues (Jr.)	NM Racing Team	126	- 6 -	134	Emmanuel Righi	Emmanuel Righi	2:01.659
2:05.306	Pablo Yeregui	Escuderia Lagun Artea	111	- 5 -	102	Willi Motorsport	David Serban (Jr.)	2:00.818
2:01.494	Maxime Guillemat (Jr.)	NM Racing Team	188	- 4 -	117	Deyscom Sport	Oscar Olivás	1:57.808
2:00.525	Miguel Fernandez	2TYMRACING	110	- 3 -	115	Pcr Sport	Josep Mayola (JF)	1:56.563
1:57.452	Jorge Ramirez	Deyscom Sport	118	- 2 -	119	E2P Esc. Española Pilotos	Manuel Cintrano (JF)	1:53.550
1:55.780	Luis López (JF)	R. A. C Circuito Guadalupe	178	- 1 -	108	E2P Esc. Española Pilotos	Kosta Kanaroglou	

↓
Pole

Stewards:	Timekeeper:
-----------	-------------



CARRERA 2 CER GT (48 Minutes +1 Lap)

Final Classification

Nr Drivers	Team	Car	Cl.	Laps	Total Time	Gap	Kph	Best Lap			
								Lap	Time		
1	108 K. Kanaroglou	E2P Esc. Española Pilotos	Mosler MT900	C1	25	50:53.051	-	149.7	8	1:54.597	159.5
2	119 J. Morcillo/M. Cintrano (JF)	E2P Esc. Española Pilotos	Mosler MT900	C1	25	51:25.134	+32.083	148.1	14	1:53.714	160.7
3	178 L. López (JF)/A. Rodriguez	R. A. C Circuito Guadalupe	Porsche 911 991 GT3 Cup	C2	25	52:17.037	+1:23.986	145.7	3	1:56.407	157.0
4	118 J. Ramirez	Deyscom Sport	Porsche 997 GT3 Cup	C2	25	52:17.477	+1:24.426	145.6	17	1:59.767	152.6
5	126 A. Estragues (Jr.)/I. Cabezas	NM Racing Team	Transam Euro	C2	25	52:48.416	+1:55.365	144.2	6	1:59.306	153.2
6	188 M. Guillemat (Jr.)/J. De Martin (JF)	NM Racing Team	Ginetta G55 GT4	C3	24	51:17.792	1 Lap	142.5	16	2:01.044	151.0
7	102 D. Serban (Jr.)	Willi Motorsport	Audi R8 GT4	C3	24	51:26.809	1 Lap	142.1	10	2:02.823	148.8
8	13 A. Vinyes (Da)	Baporo Motorsport	Porsche 997 GT3 Cup	TCR	24	51:50.578	1 Lap	141.0	5	2:02.828	148.8
9	36 G. Aso	Pcr Sport	CUPRA TCR DSG	TCR	24	51:59.381	1 Lap	140.6	5	2:02.563	149.1
10	17 R. Martínez/R. Martínez	RC2 Junior Team	CUPRA TCR	TCR	24	52:05.170	1 Lap	140.4	5	2:02.518	149.2
11	111 D. Carretero/P. Yeregui	Escudería Lagun Artea	Ginetta G55 GT4	C3	24	52:10.714	1 Lap	140.1	11	2:01.613	150.3
12	23 D. Ros (Jr.)/R. Fernandez	RC2 Junior Team	CUPRA TCR DSG	TCR	24	52:13.490	1 Lap	140.0	4	2:03.396	148.1
13	15 A. Cano (Da)	Monlau Competición	CUPRA TCR DSG	TCR	24	52:15.191	1 Lap	139.9	20	2:03.809	147.6
14	70 A. Espuny	Motor Club Sabadell	CUPRA TCR DSG	TCR	24	52:18.734	1 Lap	139.8	11	2:03.699	147.8
15	2 E. Hernando (Jr.)/G. Martin	SMC Junior Motorsport	Peugeot 308 TCR	TCR	24	52:20.194	1 Lap	139.7	9	2:02.939	148.7
16	77 R. Ferri (JF)/A. Vescovi (JF)	Baporo Motorsport	CUPRA TCR	TCR	24	52:29.297	1 Lap	139.3	3	2:03.381	148.1
17	7 G. Vicinanza (JF)/Á. Cosin	Monlau Competición	CUPRA TCR	TCR	24	52:31.191	1 Lap	139.2	6	2:01.863	150.0
18	72 A. Aristi/H. Arruabarrena	Pcr Sport	CUPRA TCR DSG	TCR	24	52:41.741	1 Lap	138.7	3	2:03.337	148.2
19	10 V. Dasi/J. Parera (JF)	Pcr Sport	CUPRA TCR DSG	TCR	22	51:52.897	3 Laps	129.2	5	2:04.320	147.0
20	35 E. Lázaro (JF)	RC2 Junior Team	Seat Leon Supercopa MK2	D2	22	51:57.883	3 Laps	129.0	20	2:13.628	136.8
21	71 B. Fontan/V. Pico (JF)	Club Jarama Sport	Peugeot 308 Racing Cup.	D2	22	52:28.888	3 Laps	127.7	18	2:05.822	145.3
22	16 M. Azcona (Jr.)/E. Leonov	Tecnicars Racing Team	CUPRA TCR DSG	TCR	22	52:33.010	3 Laps	127.5	10	2:00.512	151.7
23	64 P. Arraou (JF)	Pierre Arraou	Peugeot 308 Racing Cup.	D2	22	52:37.935	3 Laps	127.3	22	2:15.473	134.9
Not classified											
134	E. Graillard/E. Righi	Emmanuel Righi	Maserati Trofeo MC GT4	C3	15	33:48.200			6	2:05.991	145.1
117	O. Olivas	Deyscom Sport	Porsche 997 GT3 Cup	C2	1	3:09.747					
101	A. Gomez/P. Gruau (JF)	Philippe Gruau	Vortex V8	C1	1	3:35.060					
115	J. Mayola (JF)	Pcr Sport	Ferrari 458	C1							
110	J. Martinez/M. Fernandez	2TYMRACING	KTM X-Bow GT4	C3							

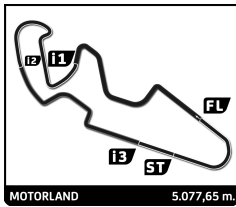
Pole Position:	Kosta Kanaroglou	1:53.550	161.0 Kph
Fastest Lap:	Lap 14 Javier Morcillo	1:53.714	160.7 Kph

#115 - STOP AND GO DE 10 SEGUNDOS A CUMPLIR ENTRE LA 2ª Y 4ª VUELTA DE LA CARRERA 1 DONDE PARTICIPE EL PILOTO Y/O EQUIPO IMPLICADO EN EL INCIDENTE

Published at:

Track Status: **DRY**

Stewards:	Timekeeper:
------------------	--------------------



CARRERA 2 CER GT (48 Minutes +1 Lap)

Final Classification by Class

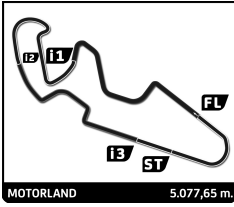
Nr Drivers	Team	Car	Laps	Total Time	Gap	Kph	Best Lap			
							Lap	Time	Kph	
C1										
1	108 K. Kanaroglou	E2P Esc. Española Pilotos	Mosler MT900	25	50:53.051		149.7	8	1:54.597	159.5
2	119 J. Morcillo / M. Cintrano (JF)	E2P Esc. Española Pilotos	Mosler MT900	25	51:25.134	+32.083	148.1	14	1:53.714	160.7
Not classified										
	101 A. Gomez / P. Gruau (JF)	Philippe Gruau	Vortex V8	1	3:35.060					
	115 J. Mayola (JF)	Pcr Sport	Ferrari 458							
C2										
1	178 L. López (JF) / A. Rodriguez	R. A. C Circuito Guadalupe	Porsche 911 991 GT3 Cup	25	52:17.037		145.7	3	1:56.407	157.0
2	118 J. Ramirez	Deyscom Sport	Porsche 997 GT3 Cup	25	52:17.477	+0.440	145.6	17	1:59.767	152.6
3	126 A. Estragues (Jr.) / I. Cabezas	NM Racing Team	Transam Euro	25	52:48.416	+31.379	144.2	6	1:59.306	153.2
Not classified										
	117 O. Olivas	Deyscom Sport	Porsche 997 GT3 Cup	1	3:09.747					
C3										
1	188 M. Guillemat (Jr.) / J. De Martin (JF)	NM Racing Team	Ginetta G55 GT4	24	51:17.792		142.5	16	2:01.044	151.0
2	102 D. Serban (Jr.)	Willi Motorsport	Audi R8 GT4	24	51:26.809	+9.017	142.1	10	2:02.823	148.8
3	111 D. Carretero / P. Yeregui	Escudería Lagun Artea	Ginetta G55 GT4	24	52:10.714	+52.922	140.1	11	2:01.613	150.3
Not classified										
	134 E. Graillard / E. Righi	Emmanuel Righi	Maserati Trofeo MC GT4	15	33:48.200			6	2:05.991	145.1
	110 J. Martinez / M. Fernandez	2TYMRACING	KTM X-Bow GT4							
D2										
1	35 E. Lázaro (JF)	RC2 Junior Team	Seat Leon Supercopa MK2	22	51:57.883		129.0	20	2:13.628	136.8
2	71 B. Fontan / V. Pico (JF)	Club Jarama Sport	Peugeot 308 Racing Cup.	22	52:28.888	+31.005	127.7	18	2:05.822	145.3
3	64 P. Arraou (JF)	Pierre Arraou	Peugeot 308 Racing Cup.	22	52:37.935	+40.052	127.3	22	2:15.473	134.9
TCR										
1	13 A. Vinyes (Da)	Baporo Motorsport	CUPRA TCR DSG	24	51:50.578		141.0	5	2:02.828	148.8
2	36 G. Aso	Pcr Sport	CUPRA TCR DSG	24	51:59.381	+8.803	140.6	5	2:02.563	149.1
3	17 R. Martínez / R. Martínez	RC2 Junior Team	CUPRA TCR	24	52:05.170	+14.592	140.4	5	2:02.518	149.2
4	23 D. Ros (Jr.) / R. Fernandez	RC2 Junior Team	CUPRA TCR DSG	24	52:13.490	+22.912	140.0	4	2:03.396	148.1
5	15 A. Cano (Da)	Monlau Competición	CUPRA TCR DSG	24	52:15.191	+24.613	139.9	20	2:03.809	147.6
6	70 A. Espuny	Motor Club Sabadell	CUPRA TCR DSG	24	52:18.734	+28.156	139.8	11	2:03.699	147.8
7	2 E. Hernando (Jr.) / G. Martin	SMC Junior Motorsport	Peugeot 308 TCR	24	52:20.194	+29.616	139.7	9	2:02.939	148.7
8	77 R. Ferri (JF) / A. Vescovi (JF)	Baporo Motorsport	CUPRA TCR	24	52:29.297	+38.719	139.3	3	2:03.381	148.1
9	7 G. Vicinanza (JF) / Á. Cosin	Monlau Competición	CUPRA TCR	24	52:31.191	+40.613	139.2	6	2:01.863	150.0
10	72 A. Aristi / H. Arruabarrena	Pcr Sport	CUPRA TCR DSG	24	52:41.741	+51.163	138.7	3	2:03.337	148.2
11	10 V. Dasi / J. Parera (JF)	Pcr Sport	CUPRA TCR DSG	22	51:52.897	2 Laps	129.2	5	2:04.320	147.0
12	16 M. Azcona (Jr.) / E. Leonov	Tecnicars Racing Team	CUPRA TCR DSG	22	52:33.010	2 Laps	127.5	10	2:00.512	151.7

#115 - STOP AND GO DE 10 SEGUNDOS A CUMPLIR ENTRE LA 2ª Y 4ª VUELTA DE LA CARRERA 1 DONDE PARTICIPE EL PILOTO Y/O EQUIPO IMPLICADO EN EL INCIDENTE

Published at:

Track Status: **DRY**

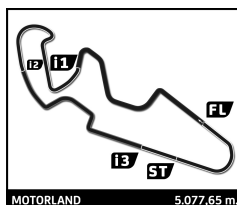
Stewards:	Timekeeper:
-----------	-------------



CARRERA 2 CER GT

Lap Chart

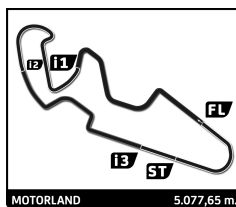
		Lap																										
Nr	Pos	Grid	1	2	3	4	5	6	7	8	9	10	11	12	13	14	15	16	17	18	19	20	21	22	23	24	25	
108	1	108	178	178	178	178	178	178	178	178	178	178	178	178	108	108	178	108	108	108	108	108	108	108	108	108	108	108
178	2	178	118	118	118	108	108	108	108	108	108	108	108	108	178	178	108	178	178	178	178	178	119	119	119	119	119	119
119	3	119	188	126	108	118	118	118	118	118	118	118	118	118	126	118	118	118	118	119	119	178	178	178	178	178	178	178
118	4	118	126	188	126	126	126	126	126	126	126	126	126	126	102	126	119	119	119	118	118	118	118	118	118	118	118	118
115	5	115	102	108	188	188	188	188	188	188	188	188	188	102	102	7	119	126	126	126	126	126	126	126	126	126	126	126
110	6	110	108	102	102	102	102	102	102	102	102	102	102	188	7	17	102	102	102	102	102	102	188	188	188	188	188	188
117	7	117	111	111	111	111	111	119	119	119	119	119	119	7	36	118	188	188	188	188	188	188	102	102	102	102	102	102
188	8	188	134	134	119	119	7	7	7	7	7	7	36	17	119	36	36	36	36	36	36	13	13	13	13	13	13	13
102	9	102	119	7	134	7	111	36	36	36	36	36	17	2	36	13	13	13	13	13	13	36	36	36	36	36	36	36
111	10	111	7	119	7	36	36	13	13	13	13	17	2	77	188	17	17	17	17	17	17	17	17	17	17	17	17	17
134	11	134	36	36	36	13	13	17	17	17	17	13	77	70	13	7	7	7	7	7	7	70	70	70	70	23	111	
126	12	126	13	13	13	17	17	111	2	2	2	2	70	134	2	2	2	2	2	2	70	7	23	23	23	111	23	
101	13	101	17	17	17	16	2	111	77	77	77	77	23	119	70	70	70	70	70	70	2	2	2	2	111	70	15	
7	14	7	16	16	16	134	16	16	77	23	23	70	134	13	23	23	23	23	23	23	23	7	111	15	15	70	70	
13	15	13	2	2	2	2	77	77	23	111	70	23	119	188	77	15	111	111	111	111	111	111	15	2	2	2	2	
16	16	16	23	23	23	23	23	23	23	72	70	72	134	13	23	15	111	15	15	15	15	15	15	7	7	7	77	77
77	17	77	77	77	77	77	72	72	70	72	134	72	15	15	111	77	77	77	77	77	77	77	77	77	77	77	77	77
36	18	36	72	72	72	72	134	70	134	134	15	15	111	111	134	72	72	72	72	72	72	72	72	72	72	72	72	72
17	19	17	10	10	10	70	70	134	10	15	111	111	72	72	72	134	134	35	35	35	35	35	35	35	10	10	10	
23	20	23	70	70	70	10	10	10	10	15	10	35	35	64	35	35	35	35	64	10	10	10	10	10	10	35	35	
2	21	2	15	15	15	15	15	15	15	35	35	64	64	64	64	64	64	64	10	64	64	64	64	64	71	71	71	
72	22	72	35	35	35	35	35	35	35	64	64	71	71	10	10	10	10	10	71	71	71	71	71	71	64	16	16	
70	23	70	64	64	64	64	64	64	64	71	71	10	10	71	71	71	71	16	16	16	16	16	16	16	64	64	64	
10	24	10	117	71	71	71	71	71	16	16	16	16	16	16	16	16	16	16	16	16	16	16	16	16	16	16	16	
15	25	15	71																									
64	26	64	101																									
35	27	35																										
71	28	71																										



CARRERA 2 CER GT

Best Sector Times

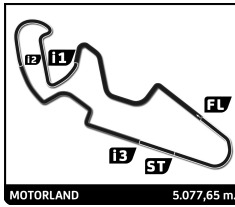
Sector 1		Sector 2		Sector 3		Sector 4		Ideal Lap	Best Lap
Nr	Driver	Time	Nr	Driver	Time	Nr	Driver	Nr	
1	108 K.Kanaroglou	31.705	119 J.Morcillo	31.986	119 J.Morcillo	30.101	119 J.Morcillo	19.734	1 119 1:53.588 1:53.714 (1)
2	119 J.Morcillo	31.767	108 K.Kanaroglou	32.190	108 K.Kanaroglou	30.332	108 K.Kanaroglou	20.230	2 108 1:54.457 1:54.597 (2)
3	178 L.López (JF)	32.652	178 L.López (JF)	32.772	178 L.López (JF)	30.426	178 L.López (JF)	20.372	3 178 1:56.222 1:56.407 (3)
4	126 A.Estragues (Jr.)	33.165	126 A.Estragues (Jr.)	33.477	118 J.Ramirez	31.229	126 A.Estragues (Jr.)	20.664	4 126 1:59.004 1:59.306 (4)
5	16 E.Leonov	33.238	16 E.Leonov	33.700	188 M.Guillemat (Jr.)	31.421	118 J.Ramirez	20.719	5 118 1:59.175 1:59.767 (5)
6	118 J.Ramirez	33.374	118 J.Ramirez	33.853	16 E.Leonov	31.679	188 M.Guillemat (Jr.)	21.427	6 16 2:00.105 2:00.512 (6)
7	111 D.Carretero	33.917	188 M.Guillemat (Jr.)	33.908	126 A.Estragues (Jr.)	31.698	102 D.Serban (Jr.)	21.438	7 188 2:00.685 2:01.044 (7)
8	188 M.Guillemat (Jr.)	33.929	7 Á.Cosin	34.015	111 D.Carretero	31.879	16 E.Leonov	21.488	8 111 2:01.420 2:01.613 (8)
9	7 Á.Cosin	33.953	111 D.Carretero	34.064	7 Á.Cosin	32.002	77 A.Vescovi (JF)	21.528	9 7 2:01.671 2:01.863 (9)
10	102 D.Serban (Jr.)	33.982	36 G.Aso	34.168	17 R.Martinez	32.044	111 D.Carretero	21.560	10 102 2:01.861 2:02.823 (12)
11	36 G.Aso	34.003	17 R.Martinez	34.315	36 G.Aso	32.071	17 R.Martinez	21.588	11 36 2:02.054 2:02.563 (11)
12	17 R.Martinez	34.140	77 A.Vescovi (JF)	34.329	102 D.Serban (Jr.)	32.080	13 A.Vinyes (Da)	21.634	12 17 2:02.087 2:02.518 (10)
13	2 G.Martin	34.190	13 A.Vinyes (Da)	34.332	2 G.Martin	32.288	7 Á.Cosin	21.701	13 77 2:02.560 2:03.381 (16)
14	70 A.Espuny	34.275	102 D.Serban (Jr.)	34.361	13 A.Vinyes (Da)	32.299	15 A.Cano (Da)	21.710	14 13 2:02.570 2:02.828 (13)
15	13 A.Vinyes (Da)	34.305	2 G.Martin	34.451	15 A.Cano (Da)	32.303	10 J.Parera (JF)	21.734	15 2 2:02.664 2:02.939 (14)
16	15 A.Cano (Da)	34.356	72 H.Arruabarrena	34.494	77 A.Vescovi (JF)	32.314	2 G.Martin	21.735	16 70 2:03.053 2:03.699 (18)
17	23 R.Fernandez	34.379	23 R.Fernandez	34.551	10 J.Parera (JF)	32.397	70 A.Espuny	21.744	17 15 2:03.092 2:03.809 (19)
18	77 A.Vescovi (JF)	34.389	70 A.Espuny	34.589	23 R.Fernandez	32.404	134 E.Graillard	21.752	18 23 2:03.119 2:03.396 (17)
19	72 H.Arruabarrena	34.434	15 A.Cano (Da)	34.723	70 A.Espuny	32.445	23 R.Fernandez	21.785	19 72 2:03.337 2:03.337 (15)
20	134 E.Righi	34.769	10 J.Parera (JF)	34.999	134 E.Graillard	32.567	36 G.Aso	21.812	20 10 2:03.908 2:04.320 (20)
21	10 J.Parera (JF)	34.778	134 E.Righi	35.072	72 H.Arruabarrena	32.572	72 H.Arruabarrena	21.837	21 134 2:04.160 2:05.991 (22)
22	71 B.Fontan	35.055	71 B.Fontan	35.140	71 B.Fontan	32.647	71 B.Fontan	22.076	22 71 2:04.918 2:05.822 (21)
23	35 E.Lázaro (JF)	37.273	35 E.Lázaro (JF)	37.287	35 E.Lázaro (JF)	34.174	64 P.Arraou (JF)	23.871	23 35 2:12.654 2:13.628 (23)
24	64 P.Arraou (JF)	37.826	64 P.Arraou (JF)	37.525	64 P.Arraou (JF)	35.113	35 E.Lázaro (JF)	23.920	24 64 2:14.335 2:15.473 (24)



CARRERA 2 CER GT

Best Top Speed

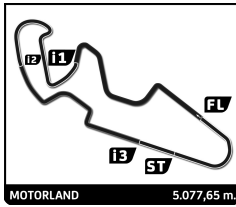
Team	Car	Class	Top Speed	Top 1 Kph Lap	Top 2 Kph Lap	Top 3 Kph Lap	Top 4 Kph Lap	Top 5 Kph Lap	Avg					
119 E2P Esc. Española Pilotos	Mosler MT900	C1	J. Morcillo	259.0	25	256.5	23	256.5	18	256.5	14	256.5	7	257,0
118 Deyscom Sport	Porsche 997 GT3 Cup	C2	J. Ramirez	251.7	25	250.6	24	250.6	22	250.6	12	250.0	23	250,7
178 R. A. C Circuito Guadalope	Porsche 911 991 GT3 Cup	C2	L. López (JF)	251.2	12	250.0	22	249.4	13	249.4	24	249.4	19	249,9
126 NM Racing Team	Transam Euro	C2	A. Estragues (Jr.)	248.3	6	247.7	12	247.1	14	246.6	17	246.6	16	247,3
108 E2P Esc. Española Pilotos	Mosler MT900	C1	K. Kanaroglo	243.8	12	243.2	1	243.2	14	243.2	11	242.7	23	243,2
102 Willi Motorsport	Audi R8 GT4	C3	D. Serban (Jr.)	240.0	11	237.9	7	237.9	18	237.9	16	237.9	9	238,3
2 SMC Junior Motorsport	Peugeot 308 TCR	TCR	G. Martin	233.3	2	232.3	22	232.3	8	231.8	24	231.8	4	232,3
77 Baporo Motorsport	CUPRA TCR	TCR	A. Vescovi (JF)	232.8	4	230.8	1	230.8	6	230.8	3	230.8	2	231,2
134 Emmanuel Righi	Maserati Trofeo MC GT4	C3	E. Graillard	232.8	15	232.8	14	232.3	8	232.3	5	232.3	4	232,5
16 Tecnicars Racing Team	CUPRA TCR DSG	TCR	E. Leonov	231.8	5	230.8	1	230.8	2	230.8	6	230.8	16	231,0
15 Monlau Competición	CUPRA TCR DSG	TCR	A. Cano (Da)	231.3	8	230.3	18	230.3	23	230.3	21	229.8	17	230,4
188 NM Racing Team	Ginetta G55 GT4	C3	M. Guillemat (Jr.)	231.3	18	229.8	19	228.3	13	228.3	21	228.3	17	229,2
7 Monlau Competición	CUPRA TCR	TCR	Á. Cosin	230.8	5	229.3	11	229.3	10	229.3	21	229.3	4	229,6
13 Baporo Motorsport	CUPRA TCR DSG	TCR	A. Vinyes (Da)	230.8	18	229.8	16	229.8	23	229.8	2	229.8	11	230,0
17 RC2 Junior Team	CUPRA TCR	TCR	R. Martinez	230.3	8	229.8	3	229.3	2	228.8	1	228.8	9	229,4
23 RC2 Junior Team	CUPRA TCR DSG	TCR	R. Fernandez	230.3	2	230.3	13	230.3	18	229.8	4	229.3	19	230,0
36 Pcr Sport	CUPRA TCR DSG	TCR	G. Aso	229.3	4	228.8	1	228.3	11	228.3	16	228.3	5	228,6
10 Pcr Sport	CUPRA TCR DSG	TCR	V. Dasi	228.3	21	227.8	22	227.8	20	227.8	5	227.8	16	227,9
111 Escudería Lagun Artea	Ginetta G55 GT4	C3	D. Carretero	228.3	18	227.4	22	227.4	19	226.4	11	226.4	21	227,2
70 Motor Club Sabadell	CUPRA TCR DSG	TCR	A. Espuny	227.4	11	226.9	8	226.4	12	226.4	5	226.4	13	226,7
71 Club Jarama Sport	Peugeot 308 Racing Cup.	D2	B. Fontan	226.9	21	225.0	15	223.6	19	222.7	16	222.2	22	224,1
72 Pcr Sport	CUPRA TCR DSG	TCR	H.	226.9	1	226.4	13	226.4	4	226.4	2	225.9	5	226,4
64 Pierre Arrauou	Peugeot 308 Racing Cup.	D2	P. Arrauou (JF)	220.0	21	219.5	5	219.1	19	219.1	7	218.6	20	219,3
35 RC2 Junior Team	Seat Leon Supercopa MK2	D2	E. Lázaro (JF)	211.8	10	211.4	8	210.9	21	210.5	7	210.5	12	211,0
117 Deyscom Sport	Porsche 997 GT3 Cup	C2	O. Olivas	150.8	1									150,8
101 Philippe Gruau	Vortex V8	C1	P. Gruau (JF)	149.6	1									149,6
110 2TYMRACING	KTM X-Bow GT4	C3												
115 Pcr Sport	Ferrari 458	C1												



CARRERA 2 CER GT

Leader Sequence by Class

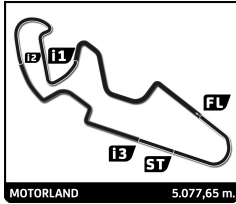
Nr	Team	Car	Start Lap	End Lap	Laps	Total Laps
C1						
108	E2P Esc. Española Pilotos	Mosler MT900	1	25	25	25
C2						
178	R. A. C Circuito Guadalupe	Porsche 911 991 GT3 Cup	1	25	25	25
C3						
188	NM Racing Team	Ginetta G55 GT4	1	10	10	10
102	Willi Motorsport	Audi R8 GT4	11	19	9	9
188	NM Racing Team	Ginetta G55 GT4	20	24	5	15
D2						
35	RC2 Junior Team	Seat Leon Supercopa MK2	1	10	10	10
64	Pierre Arraou	Peugeot 308 Racing Cup.	11	11	1	1
35	RC2 Junior Team	Seat Leon Supercopa MK2	12	22	11	21
TCR						
7	Monlau Competición	CUPRA TCR	1	13	13	13
36	Pcr Sport	CUPRA TCR DSG	14	18	5	5
13	Baporo Motorsport	CUPRA TCR DSG	19	24	6	6



CARRERA 2 CER GT

Fastest Lap Sequence

Elapsed	Nr Team	Car	Class	Driver	Time	Kph	Lap
3:59.005	178 R. A. C Circuito Guadalope	Porsche 911 991 GT3 Cup	C2	Luis López (JF)	1:57.480	155.6	2
5:55.412	178 R. A. C Circuito Guadalope	Porsche 911 991 GT3 Cup	C2	Luis López (JF)	1:56.407	157.0	3
8:10.985	108 E2P Esc. Española Pilotos	Mosler MT900	C1	Kosta Kanaroglou	1:56.018	157.5	4
10:06.902	108 E2P Esc. Española Pilotos	Mosler MT900	C1	Kosta Kanaroglou	1:55.917	157.7	5
13:59.019	108 E2P Esc. Española Pilotos	Mosler MT900	C1	Kosta Kanaroglou	1:55.106	158.8	7
15:53.616	108 E2P Esc. Española Pilotos	Mosler MT900	C1	Kosta Kanaroglou	1:54.597	159.5	8
26:30.061	119 E2P Esc. Española Pilotos	Mosler MT900	C1	Javier Morcillo	1:54.287	159.9	2
28:24.060	119 E2P Esc. Española Pilotos	Mosler MT900	C1	Javier Morcillo	1:53.999	160.3	3
30:17.774	119 E2P Esc. Española Pilotos	Mosler MT900	C1	Javier Morcillo	1:53.714	160.7	4

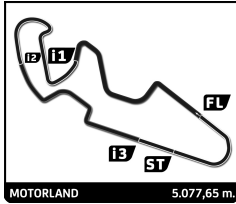


CARRERA 2 CER GT

Analysis by lap

Lapped

Nr	Lap Time	Gap	Nr	Lap Time	Gap	Nr	Lap Time	Gap	Nr	Lap Time	Gap	Nr	Lap Time	Gap
126	2:00.836	59.442	16	2:01.207	3 Laps	102	2:04.188	1:25.964	108	1:55.484		7	2:08.572	1 Lap
71	2:31.974	2 Laps	126	3:32.678	2:29.619	188	2:01.044	1:29.134	17	2:06.064	1 Lap	111	2:08.053	1 Lap
13	3:21.303	1 Lap	119	1:53.714	2:32.772	36	2:04.496	1:36.479	7	2:06.812	1 Lap	15	2:03.809	1 Lap
102	2:05.247	1:22.291	10	2:07.425	2 Laps	13	2:03.887	1:37.049	70	2:07.344	1 Lap	178	2:04.737	48.952
15	3:22.121	1 Lap	102	3:32.521	2:57.781	17	2:05.548	1:48.670	2	2:08.040	1 Lap	71	2:05.822	3 Laps
7	2:03.667	1:39.352	188	2:04.054	3:07.500	7	2:07.341	1:53.494	23	2:04.579	1 Lap	77	2:04.901	1 Lap
111	2:01.613	1 Lap	36	2:05.153	3:07.963	2	2:06.654	1:53.684	111	2:03.379	1 Lap	118	2:00.856	1:03.689
72	3:39.697	1 Lap	13	2:03.849	3:09.508	70	2:06.057	1:54.049	15	2:04.112	1 Lap	72	2:07.533	1 Lap
36	2:07.920	1:49.205	17	3:27.250	3:17.000	Lap 17			71	2:05.858	3 Laps	16	2:02.236	3 Laps
17	2:03.260	1:49.462	7	3:37.840	3:18.945	108	1:56.571	119	2:03.464	33.145	126	2:00.242	1:14.032	
2	2:10.405	1:57.977	2	2:04.834	3:22.939	23	2:04.535	1 Lap	119	1:54.527	36.126	Lap 22		
Lap 13			70	2:03.830	3:23.451	111	2:02.064	1 Lap	77	2:04.755	1 Lap	108	1:57.130	
108	2:01.685		23	2:04.134	3:33.405	71	2:06.952	3 Laps	72	2:07.167	1 Lap	188	2:03.307	1 Lap
178	2:00.260	1.347	71	2:06.920	2 Laps	15	2:04.547	1 Lap	118	2:08.999	53.751	102	2:05.639	1 Lap
77	2:09.740	1 Lap	15	2:06.249	3:41.108	178	2:04.532	19.171	16	2:01.827	3 Laps	35	2:15.698	3 Laps
70	2:08.684	1 Lap	111	2:02.708	3:41.223	77	2:06.903	1 Lap	126	2:01.126	1:06.685	10	2:07.370	3 Laps
64	2:23.328	2 Laps	77	2:08.568	3:43.109	72	2:05.764	1 Lap	35	2:13.870	2 Laps	13	2:05.292	1 Lap
134	2:15.741	1 Lap	Lap 15			118	1:59.767	38.304	102	2:03.539	1:46.882	36	2:07.506	1 Lap
16	2:00.750	4 Laps	108	1:57.053	119	1:54.224	39.821	188	2:03.612	1:47.277	119	1:57.098	34.769	
10	3:36.136	3 Laps	178	3:45.705	2.224	16	2:01.963	3 Laps	10	2:06.659	2 Laps	17	2:08.340	1 Lap
119	1:54.287	1 Lap	72	2:06.761	1 Lap	35	2:15.701	2 Laps	108	1:56.765	64	2:17.680	3 Laps	
126	2:04.212	1:01.969	134	2:07.620	1 Lap	126	2:01.487	57.100	64	2:17.730	3 Laps	70	2:05.113	1 Lap
13	2:03.975	1 Lap	35	2:15.476	2 Laps	64	2:16.677	2 Laps	13	2:06.064	1 Lap	23	2:05.266	1 Lap
188	3:46.632	1 Lap	118	1:59.801	31.510	102	2:04.896	1:34.289	36	2:08.262	1 Lap	2	2:06.882	1 Lap
23	3:23.968	1 Lap	64	2:17.741	2 Laps	188	2:02.103	1:34.666	17	2:05.913	1 Lap	111	2:06.571	1 Lap
102	2:09.682	1:30.288	16	2:01.652	3 Laps	10	2:10.215	2 Laps	70	2:06.846	1 Lap	15	2:04.984	1 Lap
15	2:05.184	1 Lap	119	1:54.741	44.032	36	2:04.584	1:44.492	7	2:08.555	1 Lap	7	2:09.765	1 Lap
35	3:45.568	2 Laps	126	2:01.850	47.988	13	2:04.754	1:45.232	2	2:07.088	1 Lap	178	2:03.999	55.821
111	2:02.747	1 Lap	10	2:07.621	2 Laps	17	2:06.254	1:58.353	23	2:05.028	1 Lap	71	2:06.035	3 Laps
7	2:08.466	1:46.133	102	2:04.544	1:18.844	Lap 18			77	2:05.528	1 Lap			
72	2:05.095	1 Lap	188	2:01.139	1:25.158	108	1:58.985	119	2:05.145	1 Lap	118	2:00.603	1:07.162	
17	2:07.001	1:54.778	36	2:04.569	1:29.051	7	2:07.499	1 Lap	119	1:55.271	34.632	16	2:02.793	3 Laps
Lap 14			13	2:04.203	1:30.230	2	2:07.736	1 Lap	15	2:03.878	1 Lap	72	2:05.327	1 Lap
178	2:03.681		17	2:06.671	1:40.190	70	2:07.607	1 Lap	178	2:04.104	40.484	126	2:09.436	1:26.338
118	3:33.991	1 Lap	7	2:07.757	1:43.221	23	2:05.291	1 Lap	71	2:08.106	3 Laps	Lap 23		
16	2:00.512	4 Laps	2	2:04.640	1:44.098	111	2:03.054	1 Lap	77	2:05.525	1 Lap	108	1:54.888	
119	1:53.999	1 Lap	70	2:05.090	1:45.060	15	2:05.325	1 Lap	72	2:06.130	1 Lap	188	2:01.828	1 Lap
10	2:09.778	3 Laps	23	2:04.551	1:54.475	71	2:06.878	3 Laps	118	2:02.116	59.102	102	2:04.292	1 Lap
36	3:20.318	1 Lap	Lap 16			178	2:04.979	25.165	16	2:02.108	3 Laps	35	2:13.628	3 Laps
188	2:01.390	1 Lap	108	1:57.068	77	2:05.491	1 Lap	126	2:00.139	1:10.059	13	2:06.998	1 Lap	
13	2:04.311	1 Lap	71	2:06.971	3 Laps	119	1:56.247	37.083	35	2:14.581	2 Laps	119	1:54.986	34.867
2	3:26.841	1 Lap	111	2:02.787	1 Lap	72	2:05.268	1 Lap	188	2:01.955	1:52.467	10	2:08.876	3 Laps
70	3:17.871	1 Lap	15	2:05.465	1 Lap	118	2:00.917	40.236	102	2:03.009	1:53.126	36	2:08.431	1 Lap
23	2:05.581	1 Lap	178	2:06.054	11.210	16	2:01.268	3 Laps	Lap 21			17	2:05.368	1 Lap
71	4:32.434	3 Laps	77	2:09.670	1 Lap	126	2:02.928	1:01.043	108	1:56.269	70	2:05.949	1 Lap	
77	3:33.785	1 Lap	72	2:05.602	1 Lap	35	2:14.198	2 Laps	10	2:07.501	3 Laps	23	2:06.001	1 Lap
15	2:06.500	1 Lap	134	2:06.170	1 Lap	64	2:16.755	2 Laps	13	2:05.850	1 Lap	111	2:03.255	1 Lap
111	2:02.511	1 Lap	118	2:00.666	35.108	102	2:03.523	1:38.827	36	2:05.797	1 Lap	15	2:06.194	1 Lap
108	3:51.456	1:46.428	35	2:14.362	2 Laps	188	2:03.468	1:39.149	64	2:17.076	3 Laps	2	2:08.130	1 Lap
35	2:14.274	2 Laps	119	1:55.204	42.168	10	2:06.276	2 Laps	17	2:06.738	1 Lap	64	2:16.631	3 Laps
134	3:28.895	1 Lap	16	2:02.393	3 Laps	36	2:05.103	1:50.610	119	1:56.438	34.801	178	2:04.600	1:05.533
72	2:06.040	1 Lap	126	2:01.264	52.184	13	2:04.597	1:50.844	70	2:05.307	1 Lap	7	2:09.794	1 Lap
64	3:48.556	2 Laps	64	2:16.525	2 Laps	Lap 19			23	2:06.468	1 Lap	118	2:01.215	1:13.489
118	2:00.294	2:15.190	10	2:08.005	2 Laps	108	1:58.985	119	1:55.271	34.632	71	2:07.167	3 Laps	



CARRERA 2 CER GT

Analysis by lap

Lapped ■

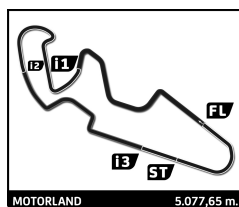
Nr	Lap Time	Gap	Nr	Lap Time	Gap	Nr	Lap Time	Gap	Nr	Lap Time	Gap
77	2:05.475	1 Lap									
16	2:02.693	3 Laps									
72	2:05.523	1 Lap									
126	2:05.575	1:37.025									

Lap 24

108	1:56.266	
188	2:02.698	1 Lap
102	2:04.674	1 Lap
119	1:54.461	33.062
35	2:13.727	3 Laps
13	2:07.018	1 Lap
10	2:07.607	3 Laps
36	2:08.261	1 Lap
17	2:05.694	1 Lap
23	2:06.066	1 Lap
111	2:06.833	1 Lap
70	2:10.715	1 Lap
15	2:04.679	1 Lap
178	2:04.817	1:14.084
2	2:07.397	1 Lap
118	2:02.530	1:19.753
7	2:10.122	1 Lap
71	2:05.907	3 Laps
64	2:15.944	3 Laps
77	2:06.146	1 Lap
16	2:02.998	3 Laps
72	2:06.131	1 Lap
126	2:04.810	1:45.569

Lap 25

108	1:55.142	
188	2:04.136	1 Lap
119	1:54.163	32.083
102	2:05.722	1 Lap
13	2:07.405	1 Lap
10	2:08.557	3 Laps
35	2:14.756	3 Laps
36	2:09.407	1 Lap
17	2:06.578	1 Lap
111	2:03.348	1 Lap
23	2:07.298	1 Lap
15	2:06.088	1 Lap
178	2:05.044	1:23.986
118	1:59.815	1:24.426
70	2:10.253	1 Lap
2	2:07.580	1 Lap
71	2:07.499	3 Laps
77	2:06.792	1 Lap
7	2:11.027	1 Lap
16	2:03.129	3 Laps
64	2:15.473	3 Laps
72	2:05.631	1 Lap
126	2:04.938	1:55.365

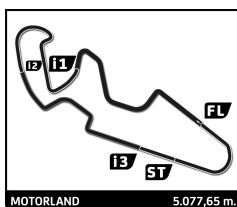


CARRERA 2 CER GT

Sector Analysis

■ Personal Best
 ■ Session Best
 ■ B Crossing the finish line in the pit lane

Lap	D	Time	Sector 1	Sector 2	Sector 3	Sector 4	Elapsed	Lap	D	Time	Sector 1	Sector 2	Sector 3	Sector 4	Elapsed			
2	SMC Junior Motorsport Peugeot 308 TCR								1	2	2:53.018	1:20.159	37.369	33.451	22.039	2:53.018		
	1.Enrique Hernando (Jr.) TCR								2	2	2:05.071	35.603	35.152	32.397	21.919	4:58.089		
	2.Gonzalo Martin								3	2	2:05.072	34.950	35.552	32.648	21.922	7:03.161		
	4	2	2:05.548	34.971	35.822	32.826	21.929		9:08.709									
	5	2	2:04.320	35.036	34.999	32.551	21.734		11:13.029									
	6	2	2:04.662	34.817	35.045	32.884	21.916		13:17.691									
	7	2	2:06.049	34.778	35.070	33.878	22.323		15:23.740									
	8	2	3:27.819	B	53.709	56.974	55.906		41.230	18:51.559								
	9	2	3:49.312	B	2:11.118	36.625	34.218		27.351	22:40.871								
	10	1	3:36.136	2:00.001	38.242	35.116	22.777		26:17.007									
	11	1	2:09.778	37.216	36.597	33.719	22.246		28:26.785									
	12	1	2:07.425	35.622	35.968	33.683	22.152		30:34.210									
	13	1	2:07.621	35.746	36.087	33.499	22.289		32:41.831									
	14	1	2:08.005	35.967	35.815	33.915	22.308		34:49.836									
	15	1	2:10.215	35.510	37.273	35.077	22.355		37:00.051									
	16	1	2:06.276	35.402	35.642	33.047	22.185		39:06.327									
	17	1	2:06.659	35.274	35.394	33.591	22.400		41:12.986									
	18	1	2:07.501	35.371	35.931	33.564	22.635		43:20.487									
	19	1	2:07.370	35.457	36.215	33.441	22.257		45:27.857									
	20	1	2:08.876	35.537	37.128	33.925	22.286		47:36.733									
	21	1	2:07.607	35.873	35.813	33.641	22.280		49:44.340									
	22	1	2:08.557	36.407	35.843	33.761	22.546		51:52.897									
	7	Monlau Competición CUPRA TCR								1.Amalia Vinyes (Da) TCR								
		2.Alex Cosin								1	1	2:46.343	1:16.289	35.444	32.742	21.868	2:46.343	
2		2	2:03.639	34.747	34.685	32.471	21.736	4:49.982										
3		1	2:03.018	34.570	34.483	32.299	21.666	6:53.000										
4		1	2:03.693	34.434	34.772	32.541	21.946	8:56.693										
5		1	2:02.828	34.397	34.332	32.465	21.634	10:59.521										
6		1	2:03.410	34.605	34.707	32.383	21.715	13:02.931										
7		1	2:03.073	34.305	34.393	32.478	21.897	15:06.004										
8		1	2:03.771	34.852	34.462	32.603	21.854	17:09.775										
9		1	2:03.552	34.483	34.571	32.591	21.907	19:13.327										
10		1	2:07.745	B	34.408	34.685	33.142	25.510		21:21.072								
11		1	3:21.303	1:52.118	34.662	32.688	21.835	24:42.375										
12		1	2:03.975	34.637	34.729	32.737	21.872	26:46.350										
13		1	2:04.311	34.421	35.387	32.683	21.820	28:50.661										
14		1	2:03.849	34.487	34.803	32.700	21.859	30:54.510										
15		1	2:04.203	34.586	34.955	32.718	21.944	32:58.713										
16		1	2:03.887	34.473	34.794	32.739	21.881	35:02.600										
17		1	2:04.754	34.752	35.157	32.804	22.041	37:07.354										
18		1	2:04.597	34.648	35.050	32.899	22.000	39:11.951										
19		1	2:06.064	35.298	35.369	33.188	22.209	41:18.015										
20		1	2:05.850	35.254	35.150	33.316	22.130	43:23.865										
21		1	2:05.292	34.607	35.454	33.073	22.158	45:29.157										
22		1	2:06.998	35.135	35.760	33.654	22.449	47:36.155										
23		1	2:07.018	35.269	35.688	33.527	22.534	49:43.173										
24	1	2:07.405	35.510	35.732	33.710	22.453	51:50.578											
13	Baporo Motorsport CUPRA TCR								1.Amalia Vinyes (Da) TCR									
	2.Alex Cosin								1	1	2:55.210	1:20.761	37.770	34.135	22.544	2:55.210		
	2	1	2:06.351	36.255	35.311	32.789	21.996		5:01.561									
	3	1	2:05.794	35.436	35.393	33.172	21.793		7:07.355									
	4	1	2:04.264	34.695	34.768	32.810	21.991		9:11.619									
	5	1	2:03.950	34.859	34.908	32.303	21.880		11:15.569									
	10	Pcr Sport CUPRA TCR DSG								1.Vicente Dasi TCR								
		2.Josep Parera (JF)								1	1	2:03.950	34.859	34.908	32.303	21.880	11:15.569	

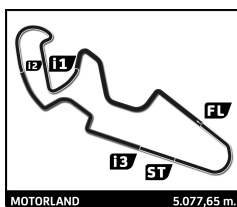


CARRERA 2 CER GT

Sector Analysis

■ Personal Best
 ■ Session Best
 ■ B Crossing the finish line in the pit lane

Lap	D	Time	Sector 1	Sector 2	Sector 3	Sector 4	Elapsed	Lap	D	Time	Sector 1	Sector 2	Sector 3	Sector 4	Elapsed
6	1	2:04.133	34.677	34.989	32.739	21.728	13:19.702	11	2	2:06.609	37.568	34.793	32.371	21.877	23:24.491
7	1	2:04.341	34.678	34.956	32.697	22.010	15:24.043	12	2	2:03.260	34.400	34.700	32.304	21.856	25:27.751
8	1	2:06.155	35.295	35.072	33.505	22.283	17:30.198	13	2	2:07.001	B 34.311	34.608	32.568	25.514	27:34.752
9	1	2:05.805	35.818	35.171	32.905	21.911	19:36.003	14	1	3:27.250	1:55.947	35.467	33.586	22.250	31:02.002
10	1	2:10.053	B 35.823	35.005	32.562	26.663	21:46.056	15	1	2:06.671	36.028	35.331	33.133	22.179	33:08.673
11	1	3:22.121	1:51.694	35.397	32.860	22.170	25:08.177	16	1	2:05.548	35.378	34.922	33.245	22.003	35:14.221
12	1	2:05.184	34.812	35.582	32.993	21.797	27:13.361	17	1	2:06.254	35.630	35.352	33.222	22.050	37:20.475
13	1	2:06.500	34.738	36.049	33.170	22.543	29:19.861	18	1	2:06.064	35.683	35.161	33.195	22.025	39:26.539
14	1	2:06.249	36.118	35.161	32.913	22.057	31:26.110	19	1	2:05.913	35.241	35.192	33.209	22.271	41:32.452
15	1	2:05.465	35.940	35.096	32.405	22.024	33:31.575	20	1	2:06.738	35.741	35.361	33.424	22.212	43:39.190
16	1	2:04.547	34.680	34.937	32.932	21.998	35:36.122	21	1	2:08.340	35.701	35.984	34.396	22.259	45:47.530
17	1	2:05.325	36.025	34.955	32.635	21.710	37:41.447	22	1	2:05.368	35.361	35.113	32.899	21.995	47:52.898
18	1	2:04.112	34.769	34.941	32.682	21.720	39:45.559	23	1	2:05.694	35.278	35.010	33.272	22.134	49:58.592
19	1	2:03.878	34.794	34.723	32.595	21.766	41:49.437	24	1	2:06.578	35.701	35.180	33.406	22.291	52:05.170
20	1	2:03.809	34.657	34.826	32.552	21.774	43:53.246	23 RC2 Junior Team CUPRA TCR DSG							
21	1	2:04.984	34.356	35.846	32.691	22.091	45:58.230	1.Didac Ros (Jr.) TCR							
22	1	2:06.194	34.599	36.072	33.500	22.023	48:04.424	2.Rubén Fernandez							
23	1	2:04.679	34.851	35.275	32.621	21.932	50:09.103	1	2	2:50.155	1:18.317	36.260	33.483	22.095	2:50.155
24	1	2:06.088	35.704	35.919	32.540	21.925	52:15.191	2	2	2:03.787	34.821	34.730	32.404	21.832	4:53.942
16 Tecnicars Racing Team CUPRA TCR DSG								3	2	2:03.734	34.728	34.778	32.443	21.785	6:57.676
1.Mikel Azcona (Jr.) TCR								4	2	2:03.396	34.379	34.551	32.612	21.854	9:01.072
2.Evgeni Leonov								5	2	2:08.641	37.220	36.549	32.652	22.220	11:09.713
1	2	2:48.198	1:17.688	35.802	32.933	21.775	2:48.198	6	2	2:04.146	34.567	34.656	32.909	22.014	13:13.859
2	2	2:04.256	35.339	34.621	32.590	21.706	4:52.454	7	2	2:04.164	34.668	34.871	32.616	22.009	15:18.023
3	2	2:03.697	34.791	34.613	32.427	21.866	6:56.151	8	2	2:06.191	35.206	35.121	33.797	22.067	17:24.214
4	2	2:03.792	34.515	34.350	33.208	21.719	8:59.943	9	2	2:04.894	35.206	34.854	32.832	22.002	19:29.108
5	2	2:06.051	36.114	34.979	32.362	22.596	11:05.994	10	2	2:05.807	34.859	35.312	33.743	21.893	21:34.915
6	2	2:03.231	34.624	34.238	32.498	21.871	13:09.225	11	2	2:09.809	B 34.909	35.295	33.075	26.530	23:44.724
7	2	7:12.181	B 34.888	34.747	5:32.569	29.977	20:21.406	12	1	3:23.968	1:52.750	35.737	33.261	22.220	27:08.692
8	2	3:44.075	2:16.614	34.005	31.679	21.777	24:05.481	13	1	2:05.581	35.095	35.037	33.201	22.248	29:14.273
9	2	2:00.750	33.650	33.816	31.710	21.574	26:06.231	14	1	2:04.134	34.729	34.743	32.683	21.979	31:18.407
10	2	2:00.512	33.238	33.700	31.945	21.629	28:06.743	15	1	2:04.551	34.851	34.832	32.671	22.197	33:22.958
11	2	2:01.207	33.687	33.881	32.151	21.488	30:07.950	16	1	2:04.535	34.554	34.950	32.979	22.052	35:27.493
12	2	2:01.652	33.783	33.988	32.144	21.737	32:09.602	17	1	2:05.291	35.507	35.026	32.750	22.008	37:32.784
13	2	2:02.393	34.212	34.360	32.207	21.614	34:11.995	18	1	2:04.579	35.033	34.894	32.736	21.916	39:37.363
14	2	2:01.963	33.730	34.051	32.496	21.686	36:13.958	19	1	2:05.028	34.823	34.974	32.874	22.357	41:42.391
15	2	2:01.268	33.567	34.004	32.118	21.579	38:15.226	20	1	2:06.468	35.355	35.807	33.299	22.007	43:48.859
16	2	2:01.827	33.772	34.192	32.167	21.696	40:17.053	21	1	2:05.266	34.980	35.046	33.135	22.105	45:54.125
17	2	2:02.108	33.796	34.263	32.314	21.735	42:19.161	22	1	2:06.001	35.098	35.658	33.137	22.108	48:00.126
18	2	2:02.236	33.935	34.429	32.222	21.650	44:21.397	23	1	2:06.066	35.288	35.280	33.144	22.354	50:06.192
19	2	2:02.793	33.961	34.456	32.425	21.951	46:24.190	24	1	2:07.298	35.384	36.167	33.473	22.274	52:13.490
20	2	2:02.693	34.157	34.294	32.501	21.741	48:26.883	35 RC2 Junior Team Seat Leon Supercopa MK2							
21	2	2:02.998	34.069	34.463	32.464	22.002	50:29.881	1.Eduardo Lázaro (JF) D2							
22	2	2:03.129	34.069	34.582	32.545	21.933	52:33.010	1	1	3:03.403	1:23.126	39.385	35.939	24.953	3:03.403
17 RC2 Junior Team CUPRA TCR								2	1	2:18.950	40.572	38.747	35.237	24.394	5:22.353
1.Raul Martínez TCR								3	1	2:17.139	39.577	38.258	35.117	24.187	7:39.492
2.Ruben Martinez								4	1	2:15.093	38.354	37.840	34.645	24.254	9:54.585
1	2	2:46.991	1:17.250	35.215	32.771	21.755	2:46.991	5	1	2:15.404	38.177	37.424	35.386	24.417	12:09.989
2	2	2:03.160	34.656	34.710	32.206	21.588	4:50.151	6	1	2:16.212	38.054	39.355	34.588	24.215	14:26.201
3	2	2:04.667	34.834	34.457	32.250	23.126	6:54.818	7	1	2:17.281	37.747	37.910	37.472	24.152	16:43.482
4	2	2:03.020	34.589	34.456	32.044	21.931	8:57.838	8	1	2:14.583	37.917	37.287	35.323	24.056	18:58.065
5	2	2:02.518	34.445	34.315	32.050	21.708	11:00.356	9	1	2:13.859	37.529	37.513	34.174	24.643	21:11.924
6	2	2:03.203	34.307	34.758	32.389	21.749	13:03.559	10	1	2:20.120	B 38.255	37.568	36.096	28.201	23:32.044
7	2	2:03.006	34.382	34.532	32.284	21.808	15:06.565	11	1	3:45.568	2:08.767	37.830	35.030	23.941	27:17.612
8	2	2:03.875	34.886	34.681	32.381	21.927	17:10.440	12	1	2:14.274	37.597	37.952	34.369	24.356	29:31.886
9	2	2:03.619	34.460	34.732	32.595	21.832	19:14.059	13	1	2:15.476	37.664	38.894	34.829	24.089	31:47.362
10	2	2:03.823	34.140	34.814	32.766	22.103	21:17.882								

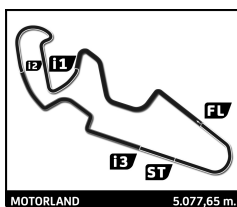


CARRERA 2 CER GT

Sector Analysis

■ Personal Best
 ■ Session Best
 ■ Crossing the finish line in the pit lane

Lap	D	Time	Sector 1	Sector 2	Sector 3	Sector 4	Elapsed	Lap	D	Time	Sector 1	Sector 2	Sector 3	Sector 4	Elapsed
14	1	2:14.362	37.411	37.552	34.610	24.789	34:01.724	19	1	2:17.680	38.244	38.418	37.106	23.912	45:49.887
15	1	2:15.701	37.633	38.114	35.499	24.455	36:17.425	20	1	2:16.631	38.044	38.573	36.048	23.966	48:06.518
16	1	2:14.198	38.046	37.659	34.573	23.920	38:31.623	21	1	2:15.944	38.305	37.525	36.218	23.896	50:22.462
17	1	2:13.870	37.386	37.807	34.338	24.339	40:45.493	22	1	2:15.473	38.030	37.978	35.572	23.893	52:37.935
18	1	2:14.581	37.864	37.573	34.767	24.377	43:00.074	70 Motor Club Sabadell CUPRA TCR DSG 1.Arturo Espuny TCR							
19	1	2:15.698	37.605	37.952	35.832	24.309	45:15.772	1	1	2:53.953	1:19.804	37.889	33.777	22.483	2:53.953
20	1	2:13.628	37.273	37.437	34.832	24.086	47:29.400	2	1	2:05.805	35.714	35.203	32.828	22.060	4:59.758
21	1	2:13.727	37.330	37.666	34.657	24.074	49:43.127	3	1	2:03.838	34.728	34.613	32.605	21.892	7:03.596
22	1	2:14.756	38.628	37.664	34.385	24.079	51:57.883	4	1	2:04.196	34.897	34.843	32.510	21.946	9:07.792
36 Pcr Sport CUPRA TCR DSG 1.Guillermo Aso TCR								5	1	2:03.793	34.703	34.589	32.682	21.819	11:11.585
1	1	2:45.583	1:16.115	35.108	32.547	21.813	2:45.583	6	1	2:04.621	34.546	35.060	33.128	21.887	13:16.206
2	1	2:03.453	34.776	34.365	32.500	21.812	4:49.036	7	1	2:04.725	34.275	34.735	33.572	22.143	15:20.931
3	1	2:03.304	35.009	34.309	32.071	21.915	6:52.340	8	1	2:04.527	34.824	34.671	33.032	22.000	17:25.458
4	1	2:02.640	34.169	34.405	32.115	21.951	8:54.980	9	1	2:04.667	35.378	34.618	32.858	21.813	19:30.125
5	1	2:02.563	34.022	34.168	32.402	21.971	10:57.543	10	1	2:04.244	34.454	34.871	32.924	21.995	21:34.369
6	1	2:04.735	35.698	34.516	32.512	22.009	13:02.278	11	1	2:03.699	34.549	34.776	32.630	21.744	23:38.068
7	1	2:03.403	34.023	34.603	32.683	22.094	15:05.681	12	1	2:08.684	34.990	35.082	32.710	25.902	25:46.752
8	1	2:03.545	34.337	34.500	32.575	22.133	17:09.226	13	1	3:17.871	1:48.471	34.891	32.445	22.064	29:04.623
9	1	2:03.201	34.043	34.613	32.371	22.174	19:12.427	14	1	2:03.830	34.484	34.748	32.714	21.884	31:08.453
10	1	2:03.550	34.003	34.488	32.967	22.092	21:15.977	15	1	2:05.090	34.659	35.034	33.349	22.048	33:13.543
11	1	2:03.597	34.471	34.772	32.389	21.965	23:19.574	16	1	2:06.057	34.505	35.157	34.332	22.063	35:19.600
12	1	2:07.920	34.370	35.063	33.085	25.402	25:27.494	17	1	2:07.607	35.702	35.871	33.709	22.325	37:27.207
13	1	3:20.318	1:49.765	34.932	33.238	22.383	28:47.812	18	1	2:07.344	35.624	35.376	34.347	21.997	39:34.551
14	1	2:05.153	34.848	35.066	32.992	22.247	30:52.965	19	1	2:06.846	35.153	35.514	33.787	22.392	41:41.397
15	1	2:04.569	34.765	35.065	32.640	22.099	32:57.534	20	1	2:05.307	34.796	35.267	33.202	22.042	43:46.704
16	1	2:04.496	34.482	34.839	32.978	22.197	35:02.030	21	1	2:05.113	34.467	35.281	33.145	22.220	45:51.817
17	1	2:04.584	34.422	35.001	32.872	22.289	37:06.614	22	1	2:05.949	34.964	35.593	33.229	22.163	47:57.766
18	1	2:05.103	34.406	35.149	33.080	22.468	39:11.717	23	1	2:10.715	37.356	36.364	34.324	22.671	50:08.481
19	1	2:08.262	36.077	36.829	32.956	22.400	41:19.979	24	1	2:10.253	36.158	36.684	34.402	23.009	52:18.734
20	1	2:05.797	34.666	35.597	33.196	22.338	43:25.776	71 Club Jarama Sport Peugeot 308 Racing Cup. 1.Busian Fontan D2 2.Victor Pico (JF)							
21	1	2:07.506	34.453	36.380	33.871	22.802	45:33.282	1	2	3:11.830	1:25.737	41.095	39.215	25.783	3:11.830
22	1	2:08.431	35.648	36.126	33.993	22.664	47:41.713	2	2	2:23.624	41.153	39.799	37.390	25.282	5:35.454
23	1	2:08.261	35.542	35.975	34.039	22.705	49:49.974	3	2	2:22.292	40.355	40.003	37.087	24.847	7:57.746
24	1	2:09.407	36.227	36.225	33.953	23.002	51:59.381	4	2	2:23.217	40.280	39.666	38.329	24.942	10:20.963
1	1	3:05.187	1:23.782	39.335	37.467	24.603	3:05.187	5	2	2:21.988	40.053	40.295	36.964	24.676	12:42.951
2	1	2:18.281	39.965	38.259	36.033	24.024	5:23.468	6	2	2:22.202	39.262	40.963	37.545	24.432	15:05.153
3	1	2:17.559	39.652	38.091	35.660	24.156	7:41.027	7	2	2:24.500	42.068	38.923	39.290	24.219	17:29.653
4	1	2:16.369	38.352	37.935	36.211	23.871	9:57.396	8	2	2:21.355	41.055	39.151	36.804	24.345	19:51.008
5	1	2:15.820	38.055	37.980	35.326	24.459	12:13.216	9	2	2:19.357	39.385	38.802	36.671	24.499	22:10.365
6	1	2:16.399	39.177	38.120	35.113	23.989	14:29.615	10	2	2:31.974	40.428	39.553	36.574	35.419	24:42.339
7	1	2:17.901	38.679	38.391	36.708	24.123	16:47.516	11	1	4:32.434	2:57.656	37.291	34.366	23.121	29:14.773
8	1	2:16.386	37.826	38.444	36.097	24.019	19:03.902	12	1	2:06.920	35.964	35.572	32.837	22.547	31:21.693
9	1	2:18.037	38.369	37.772	37.505	24.391	21:21.939	13	1	2:06.971	35.696	35.324	33.663	22.288	33:28.664
10	1	2:15.880	38.678	37.617	35.566	24.019	23:37.819	14	1	2:06.952	36.042	35.352	33.103	22.455	35:35.616
11	1	2:23.328	39.988	37.992	35.853	29.495	26:01.147	15	1	2:06.878	36.866	35.289	32.647	22.076	37:42.494
12	1	3:48.556	2:10.059	38.647	35.719	24.131	29:49.703	16	1	2:05.858	35.486	35.140	32.940	22.292	39:48.352
13	1	2:17.741	38.949	38.763	35.865	24.164	32:07.444	17	1	2:08.106	35.567	36.363	33.716	22.460	41:56.458
14	1	2:16.525	39.158	37.762	35.723	23.882	34:23.969	18	1	2:05.822	35.055	35.448	32.829	22.490	44:02.280
15	1	2:16.677	38.435	38.574	35.542	24.126	36:40.646	19	1	2:06.035	35.201	35.233	33.058	22.543	46:08.315
16	1	2:16.755	38.308	38.796	35.641	24.010	38:57.401	20	1	2:07.167	35.714	35.656	32.953	22.844	48:15.482
17	1	2:17.730	39.393	38.003	35.993	24.341	41:15.131	21	1	2:05.907	35.317	35.265	33.028	22.297	50:21.389
18	1	2:17.076	38.713	38.670	35.521	24.172	43:32.207	22	1	2:07.499	35.377	36.127	33.501	22.494	52:28.888

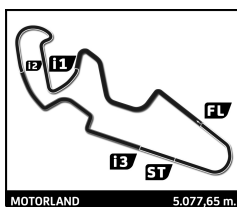


CARRERA 2 CER GT

Sector Analysis

■ Personal Best
 ■ Session Best
 ■ Crossing the finish line in the pit lane

Lap	D	Time	Sector 1	Sector 2	Sector 3	Sector 4	Elapsed	Lap	D	Time	Sector 1	Sector 2	Sector 3	Sector 4	Elapsed		
72	Pcr Sport							CUPRA TCR DSG	1	2	3:35.060	B	1:00.892	1:02.396	54.202	37.570	3:35.060
	1. Antonio Aristi							TCR	Audi R8 GT4 C3								
	2. Harriet Arruabarrena																
	1	2	2:50.818	1:19.369	35.935	33.557	21.957	2:50.818	1	1	2:13.353	41.282	36.411	33.007	22.653	2:13.353	
	2	2	2:04.795	35.420	34.796	32.626	21.953	4:55.613	2	1	2:08.486	38.449	35.529	32.668	21.840	4:21.839	
	3	2	2:03.337	34.434	34.494	32.572	21.837	6:58.950	3	1	2:04.962	35.129	35.146	32.669	22.018	6:26.801	
	4	2	2:03.806	34.478	34.518	32.675	22.135	9:02.756	4	1	2:03.292	34.659	34.814	32.217	21.602	8:30.093	
	5	2	2:07.564	35.568	36.969	32.821	22.206	11:10.320	5	1	2:03.015	34.461	34.441	32.080	22.033	10:33.108	
	6	2	2:04.651	34.576	34.915	33.098	22.062	13:14.971	6	1	2:03.131	34.348	34.592	32.647	21.544	12:36.239	
	7	2	2:05.737	34.758	35.250	33.509	22.220	15:20.708	7	1	2:03.646	34.679	34.915	32.382	21.670	14:39.885	
	8	2	2:07.074	35.775	34.922	33.962	22.415	17:27.782	8	1	2:03.926	34.017	34.738	33.481	21.690	16:43.811	
	9	2	2:05.651	35.012	34.907	33.479	22.253	19:33.433	9	1	2:04.313	35.664	34.674	32.300	21.675	18:48.124	
	10	2	2:10.639	B	35.094	35.169	32.985	27.391	21:44.072	10	1	2:02.823	34.197	34.485	32.461	21.680	20:50.947
	11	1	3:39.697	2:09.328	35.281	32.979	22.109	25:23.769	11	1	2:04.386	35.056	34.896	32.316	22.118	22:55.333	
	12	1	2:05.095	34.866	35.044	32.968	22.217	27:28.864	12	1	2:05.247	35.964	35.081	32.208	21.994	25:00.580	
	13	1	2:06.040	34.974	35.489	33.435	22.142	29:34.904	13	1	2:09.682	B	35.210	35.382	32.835	26:25.55	27:10.262
	14	1	2:06.761	35.619	35.708	33.043	22.391	31:41.665	14	1	3:32.521	2:02.081	35.592	32.642	22.206	30:42.783	
	15	1	2:05.602	34.981	34.906	33.339	22.376	33:47.267	15	1	2:04.544	35.116	35.098	32.347	21.983	32:47.327	
	16	1	2:05.764	34.855	35.135	33.391	22.383	35:53.031	16	1	2:04.188	34.728	35.020	32.368	22.072	34:51.515	
	17	1	2:05.268	34.974	34.996	33.002	22.296	37:58.299	17	1	2:04.896	34.842	35.948	32.401	21.705	36:56.411	
	18	1	2:07.167	35.274	35.635	33.950	22.308	40:05.466	18	1	2:03.523	34.739	34.361	32.628	21.795	38:59.934	
	19	1	2:06.130	35.093	35.287	33.135	22.615	42:11.596	19	1	2:03.539	35.018	34.475	32.313	21.733	41:03.473	
	20	1	2:07.533	36.714	35.207	33.411	22.201	44:19.129	20	1	2:03.009	33.982	34.997	32.592	21.438	43:06.482	
	21	1	2:05.327	34.907	34.834	33.124	22.462	46:24.456	21	1	2:05.639	34.823	35.368	33.757	21.691	45:12.121	
22	1	2:05.523	34.875	35.075	33.331	22.242	48:29.979	22	1	2:04.292	34.912	35.212	32.358	21.810	47:16.413		
23	1	2:06.131	35.264	35.244	33.211	22.412	50:36.110	23	1	2:04.674	34.880	35.398	32.426	21.970	49:21.087		
24	1	2:05.631	35.007	34.837	33.351	22.436	52:41.741	24	1	2:05.722	34.983	35.738	32.821	22.180	51:26.809		
77	Baporo Motorsport							CUPRA TCR	Mosler MT900 C1								
	1. Roberto Ferri (JF)							TCR									
	2. Alberto Vescovi (JF)																
	1	2	2:50.387	1:18.946	35.983	33.498	21.960	2:50.387	1	1	2:13.452	46.024	34.413	31.481	21.534	2:13.452	
	2	2	2:04.166	35.444	34.723	32.471	21.528	4:54.553	2	1	2:02.387	37.324	32.843	31.276	20.944	4:15.839	
	3	2	2:03.381	34.496	34.688	32.617	21.580	6:57.934	3	1	1:59.128	34.682	32.864	31.170	20.412	6:14.967	
	4	2	2:03.403	34.516	34.592	32.511	21.784	9:01.337	4	1	1:56.018	32.213	32.829	30.563	20.413	8:10.985	
	5	2	2:05.343	36.480	34.918	32.314	21.631	11:06.680	5	1	1:55.917	32.004	32.859	30.536	20.518	10:06.902	
	6	2	2:03.521	34.659	34.329	32.327	22.206	13:10.201	6	1	1:57.011	31.850	32.726	32.105	20.330	12:03.913	
	7	2	2:07.057	34.389	34.532	35.840	22.296	15:17.258	7	1	1:55.106	32.208	32.336	30.332	20.230	13:59.019	
	8	2	2:06.630	35.306	34.660	34.744	21.920	17:23.888	8	1	1:54.597	31.705	32.190	30.419	20.283	15:53.616	
	9	2	2:04.379	35.183	34.552	32.634	22.010	19:28.267	9	1	1:56.148	31.909	32.369	31.559	20.311	17:49.764	
	10	2	2:04.042	34.843	34.684	32.482	22.033	21:32.309	10	1	1:56.540	31.839	32.453	31.837	20.411	19:46.304	
	11	2	2:03.709	34.606	34.691	32.471	21.941	23:36.018	11	1	1:55.864	32.015	32.230	30.729	20.890	21:42.168	
	12	2	2:09.740	B	35.127	35.117	32.878	26.618	25:45.758	12	1	1:56.121	32.637	32.193	30.957	20.334	23:38.289
	13	1	3:33.785	2:01.772	36.355	33.087	22.571	29:19.543	13	1	2:01.685	B	33.052	32.618	30.704	25.311	25:39.974
	14	1	2:08.568	36.806	36.021	33.399	22.342	31:28.111	14	1	3:51.456	2:24.654	33.885	31.551	21.366	29:31.430	
	15	1	2:09.670	36.835	36.259	34.355	22.221	33:37.781	15	1	1:57.053	32.259	32.593	31.817	20.384	31:28.483	
	16	1	2:06.903	35.681	35.675	33.102	22.445	35:44.684	16	1	1:57.068	33.131	32.280	31.188	20.469	33:25.551	
	17	1	2:05.491	35.648	35.145	32.683	22.015	37:50.175	17	1	1:56.571	32.504	32.953	30.656	20.458	35:22.122	
	18	1	2:04.755	35.038	34.938	32.680	22.099	39:54.930	18	1	1:58.985	33.161	34.921	30.548	20.355	37:21.107	
	19	1	2:05.525	35.455	35.167	32.758	22.145	42:00.455	19	1	1:55.484	32.253	32.328	30.673	20.230	39:16.591	
	20	1	2:04.901	34.875	35.078	32.773	22.175	44:05.356	20	1	1:56.765	32.131	33.244	30.795	20.595	41:13.356	
	21	1	2:05.528	35.191	35.330	32.743	22.264	46:10.884	21	1	1:56.269	32.398	32.565	30.978	20.328	43:09.625	
22	1	2:05.475	34.876	35.390	33.062	22.147	48:16.359	22	1	1:57.130	32.320	33.413	31.025	20.372	45:06.755		
23	1	2:06.146	35.262	35.371	33.474	22.039	50:22.509	23	1	1:54.888	31.758	32.279	30.543	20.308	47:01.643		
24	1	2:06.792	35.408	35.501	33.595	22.288	52:29.297	24	1	1:56.266	32.104	32.574	31.071	20.517	48:57.909		
								25	1	1:55.142	31.787	32.383	30.386	20.586	50:53.051		
101	Philippe Gruau							Vortex V8									
	1. Arnaud Gomez							C1									
2. Philippe Gruau (JF)																	

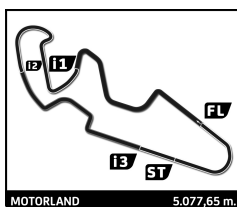


CARRERA 2 CER GT

Sector Analysis

■ Personal Best
 ■ Session Best
 B Crossing the finish line in the pit lane

Lap	D	Time	Sector 1	Sector 2	Sector 3	Sector 4	Elapsed	Lap	D	Time	Sector 1	Sector 2	Sector 3	Sector 4	Elapsed			
111	Escuderia Lagun Artea							Ginetta G55 GT4		24	1	2:02.530	33.777	33.932	33.879	20.942	50:17.662	
	1. Daniel Carretero							C3		25	1	1:59.815	33.691	34.028	31.366	20.730	52:17.477	
	2. Pablo Yeregui									119	E2P Esc. Española Pilotos							Mosler MT900
	1	2	2:18.224	42.995	37.266	34.900	23.063	2:18.224			1. Javier Morcillo							C1
	2	2	2:10.963	37.250	36.758	33.861	23.094	4:29.187			2. Manuel Cintrano (JF)							
	3	2	2:09.917	36.666	36.584	33.842	22.825	6:39.104			1	2	2:43.353	1:10.324	38.036	33.368	21.625	2:43.353
	4	2	2:08.767	36.122	36.502	33.415	22.728	8:47.871			2	2	2:04.986	35.414	34.714	33.574	21.284	4:48.339
	5	2	2:09.328	36.880	36.214	33.294	22.940	10:57.199			3	2	2:00.858	34.366	33.747	31.627	21.118	6:49.197
	6	2	2:09.583	36.635	37.208	33.149	22.591	13:06.782			4	2	2:00.317	33.758	34.223	31.579	20.757	8:49.514
	7	2	2:07.899	36.226	35.584	33.671	22.418	15:14.681			5	2	2:00.318	34.231	34.178	31.243	20.666	10:49.832
	8	2	2:10.531	35.345	36.284	35.477	23.425	17:25.212			6	2	1:59.887	34.194	33.676	31.436	20.581	12:49.719
	9	2	2:17.422 B	36.746	35.533	34.538	30.605	19:42.634			7	2	2:00.780	33.934	34.127	31.945	20.774	14:50.499
	10	1	3:34.012	2:05.716	34.631	32.076	21.589	23:16.646			8	2	2:01.960	33.981	34.155	32.940	20.884	16:52.459
	11	1	2:01.613	33.917	34.064	32.050	21.582	25:18.259			9	2	2:02.835	33.553	34.188	33.684	21.410	18:55.294
	12	1	2:02.747	33.966	35.070	31.893	21.818	27:21.006			10	2	2:10.516 B	34.646	34.504	33.784	27.582	21:05.810
	13	1	2:02.511	34.354	34.319	32.100	21.738	29:23.517			11	1	3:29.964	2:06.062	32.733	31.253	19.916	24:35.774
	14	1	2:02.708	34.693	34.227	32.098	21.690	31:26.225			12	1	1:54.287	32.057	32.136	30.256	19.838	26:30.061
	15	1	2:02.787	34.166	34.962	32.021	21.638	33:29.012			13	1	1:53.999	31.830	31.986	30.332	19.851	28:24.060
	16	1	2:02.064	34.013	34.174	31.977	21.900	35:31.076			14	1	1:53.714	31.767	32.078	30.101	19.768	30:17.774
	17	1	2:03.054	35.070	34.545	31.879	21.560	37:34.130			15	1	1:54.741	32.276	32.271	30.247	19.947	32:12.515
	18	1	2:03.379	33.986	35.037	32.485	21.871	39:37.509			16	1	1:55.204	32.694	32.397	30.186	19.927	34:07.719
	19	1	2:05.145	34.864	35.345	32.582	22.354	41:42.654			17	1	1:54.224	31.960	32.128	30.402	19.734	36:01.943
	20	1	2:08.053	35.369	36.561	33.698	22.425	43:50.707			18	1	1:56.247	32.128	33.147	30.114	20.858	37:58.190
	21	1	2:06.571	35.892	35.156	33.017	22.506	45:57.278			19	1	1:54.527	32.350	32.243	30.129	19.805	39:52.717
22	1	2:03.255	34.923	34.547	32.080	21.705	48:00.533	20	1		1:55.271	32.197	32.763	30.233	20.078	41:47.988		
23	1	2:06.833	35.412	35.805	33.757	21.859	50:07.366	21	1		1:56.438	32.491	33.008	30.640	20.299	43:44.426		
24	1	2:03.348	34.469	34.754	32.037	22.088	52:10.714	22	1	1:57.098	32.539	33.111	31.411	20.037	45:41.524			
117	Deyscom Sport							Porsche 997 GT3 Cup		23	1	1:54.986	31.972	32.384	30.722	19.908	47:36.510	
	1. Oscar Olivas							C2		24	1	1:54.461	31.965	32.309	30.255	19.932	49:30.971	
1	1	3:09.747 B	1:09.386	41.256	47.437	31.668	3:09.747	25	1	1:54.163	31.863	32.170	30.276	19.854	51:25.134			
118	Deyscom Sport							Porsche 997 GT3 Cup		126							Transam Euro	
	1. Jorge Ramirez							C2		1. Albert Estragús (Jr.)							C2	
	2. Ignacio Cabezas									1	1	2:12.495	41.814	36.147	33.027	21.507	2:12.495	
	1	1	2:05.278	37.787	34.840	31.600	21.051	2:05.278		2	1	2:02.433	34.712	34.102	32.464	21.155	4:14.928	
	2	1	2:03.668	34.599	35.237	32.267	21.565	4:08.946		3	1	2:00.940	34.132	33.695	32.403	20.710	6:15.868	
	3	1	2:03.895	35.375	35.073	31.916	21.531	6:12.841		4	1	1:59.981	33.684	33.845	31.698	20.754	8:15.849	
	4	1	2:01.152	34.111	34.820	31.271	20.950	8:13.993		5	1	2:00.217	33.433	33.612	32.273	20.899	10:16.066	
	5	1	2:00.066	33.496	34.165	31.505	20.900	10:14.059		6	1	1:59.306	33.185	33.648	31.809	20.664	12:15.372	
	6	1	2:00.842	34.095	34.625	31.361	20.761	12:14.901		7	1	2:16.373	34.589	48.004	32.877	20.903	14:31.745	
	7	1	2:01.071	34.694	34.168	31.412	20.797	14:15.972		8	1	2:01.766	34.487	34.355	32.102	20.822	16:33.511	
	8	1	2:00.814	33.694	34.240	31.938	20.942	16:16.786		9	1	2:02.314	34.424	34.092	32.420	21.378	18:35.825	
	9	1	2:02.228	33.599	33.853	33.619	21.157	18:19.014		10	1	2:00.857	33.767	33.477	32.526	21.087	20:36.682	
	10	1	2:00.970	34.425	34.081	31.493	20.971	20:19.984		11	1	2:00.213	34.097	33.584	31.855	20.677	22:36.895	
	11	1	2:00.603	33.820	34.142	31.564	21.077	22:20.587		12	1	2:00.836	33.398	33.701	32.932	20.805	24:37.731	
	12	1	2:05.320 B	33.978	34.549	31.491	25.302	24:25.907		13	1	2:04.212 B	33.760	34.042	31.920	24.490	26:41.943	
	13	1	3:33.991	2:06.971	34.432	31.533	21.055	27:59.898		14	1	3:32.678	2:04.160	34.974	32.268	21.276	30:14.621	
	14	1	2:00.294	33.620	34.440	31.338	20.896	30:00.192		15	1	2:01.850	34.129	34.741	31.741	21.239	32:16.471	
	15	1	1:59.801	33.616	34.063	31.229	20.893	31:59.993		16	1	2:01.264	33.763	34.309	32.028	21.164	34:17.735	
	16	1	2:00.666	33.707	34.020	31.786	21.153	34:00.659		17	1	2:01.487	33.232	33.966	33.403	20.886	36:19.222	
	17	1	1:59.767	33.374	34.280	31.283	20.830	36:00.426		18	1	2:02.928	35.026	34.198	32.366	21.338	38:22.150	
	18	1	2:00.917	33.455	35.302	31.441	20.719	38:01.343		19	1	2:01.126	33.745	33.775	32.152	21.454	40:23.276	
	19	1	2:08.999	33.374	34.105	40.393	21.127	40:10.342		20	1	2:00.139	33.692	33.533	31.708	21.206	42:23.415	
	20	1	2:02.116	33.773	34.016	31.338	22.989	42:12.458		21	1	2:00.242	33.165	33.520	32.439	21.118	44:23.657	
	21	1	2:00.856	34.198	34.110	31.493	21.055	44:13.314		22	1	2:09.436	33.373	41.986	32.377	21.700	46:33.093	
22	1	2:00.603	34.032	34.253	31.390	20.928	46:13.917	23	1	2:05.575	35.490	35.002	33.175	21.908	48:38.668			
23	1	2:01.215	33.404	34.438	32.065	21.308	48:15.132	24	1	2:04.810	35.107	35.051	32.919	21.733	50:43.478			



CARRERA 2 CER GT

Sector Analysis

■ Personal Best
 ■ Session Best
 B Crossing the finish line in the pit lane

Lap	D	Time	Sector 1	Sector 2	Sector 3	Sector 4	Elapsed	Lap	D	Time	Sector 1	Sector 2	Sector 3	Sector 4	Elapsed
25	1	2:04.938	34.668	34.937	33.092	22.241	52:48.416	8	1	2:05.476	34.800	35.307	33.584	21.785	16:41.021
134 Emmanuel Righi Maserati Trofeo MC GT4 1.Eric Graillard C3 2.Emmanuel Righi								9 1 2:04.133 34.962 34.696 32.584 21.891 18:45.154 10 1 2:04.360 35.057 34.940 32.556 21.807 20:49.514 11 1 2:10.912 B 35.434 35.026 32.878 27.574 23:00.426 12 1 3:46.632 2:19.169 34.266 31.715 21.482 26:47.058 13 1 2:01.390 33.996 34.447 31.468 21.479 28:48.448 14 1 2:04.054 34.381 35.169 32.763 21.741 30:52.502 15 1 2:01.139 34.363 33.908 31.421 21.447 32:53.641 16 1 2:01.044 33.929 34.024 31.664 21.427 34:54.685 17 1 2:02.103 34.200 34.102 32.311 21.490 36:56.788 18 1 2:03.468 34.690 34.350 32.540 21.888 39:00.256 19 1 2:03.612 35.057 34.315 32.449 21.791 41:03.868 20 1 2:01.955 34.065 34.403 31.910 21.577 43:05.823 21 1 2:03.307 34.154 35.323 32.210 21.620 45:09.130 22 1 2:01.828 34.255 34.203 31.761 21.609 47:10.958 23 1 2:02.698 34.478 34.375 32.103 21.742 49:13.656 24 1 2:04.136 34.687 34.619 32.084 22.746 51:17.792							
178 R. A. C Circuito Guadalope Porsche 911 991 GT3 Cup 1.Luis López (JF) C2 2.Alvaro Rodriguez								1 1 2:01.525 36.339 33.974 30.785 20.427 2:01.525 2 1 1:57.480 33.424 32.975 30.709 20.372 3:59.005 3 1 1:56.407 32.727 32.772 30.426 5:55.412 4 1 1:57.245 32.809 33.098 30.848 20.490 7:52.657 5 1 1:57.831 32.777 33.010 31.461 20.583 9:50.488 6 1 1:56.828 32.652 32.774 30.775 20.627 11:47.316 7 1 1:58.064 32.843 33.386 31.195 20.640 13:45.380 8 1 1:58.262 33.060 33.515 31.039 20.648 15:43.642 9 1 1:58.518 33.241 33.548 31.129 20.600 17:42.160 10 1 2:00.380 32.786 33.573 33.346 20.675 19:42.540 11 1 1:59.464 33.089 33.574 31.252 21.549 21:42.004 12 1 1:59.057 34.155 33.542 30.944 20.416 23:41.061 13 1 2:00.260 34.391 33.604 31.455 20.810 25:41.321 14 1 2:03.681 B 33.511 33.652 31.339 25.179 27:45.002 15 1 3:45.705 2:14.242 35.659 34.210 21.594 31:30.707 16 1 2:06.054 35.301 35.477 33.382 21.894 33:36.761 17 1 2:04.532 35.180 35.497 32.363 21.492 35:41.293 18 1 2:04.979 35.317 35.505 32.727 21.430 37:46.272 19 1 2:03.464 34.933 35.210 32.182 21.139 39:49.736 20 1 2:04.104 34.732 35.317 32.652 21.403 41:53.840 21 1 2:04.737 35.001 35.367 32.575 21.794 43:58.577 22 1 2:03.999 35.098 35.230 32.288 21.383 46:02.576 23 1 2:04.600 34.935 35.108 33.211 21.346 48:07.176 24 1 2:04.817 35.825 35.127 32.497 21.368 50:11.993 25 1 2:05.044 35.416 35.146 32.867 21.615 52:17.037							
188 NM Racing Team Ginetta G55 GT4 1.Maxime Guillemat (Jr.) C3 2.Jesús A. De Martin (JF)								1 1 2:10.278 40.175 35.270 32.684 22.149 2:10.278 2 1 2:05.404 35.580 35.127 32.726 21.971 4:15.682 3 1 2:05.460 36.659 34.686 32.382 21.733 6:21.142 4 1 2:03.777 34.894 34.920 32.289 21.674 8:24.919 5 1 2:03.396 34.625 34.737 32.305 21.729 10:28.315 6 1 2:03.514 34.775 35.014 32.096 21.629 12:31.829 7 1 2:03.716 34.633 34.654 32.862 21.567 14:35.545							